











## Skeldon

INSET ELECTRIC FIRE

SKL20CH



### Features

-  Unique Optiflame effect
-  2kW heat output
-  Choice of 2 heat settings
-  Thermostat
-  Run-back timer (8 hours)
-  Variable flame brightness
-  Choice of blue flame effect
-  Downlight
-  LED lighting
-  Remote control

### Skeldon



### Remote Control



### Flame Effect



# Skeldon



W 517mm

D 205mm

H 613mm

## Dimensions & Weight

Height (mm)	Width (mm)	Depth (mm)	Weight (kg)
613	517	205	12.5

## Product Features

Product Category	Electric Fires
Product Type	Inset
Brand	Dimplex
Model/Range Name	Skeldon
Flame Effect	Optiflame
Model Reference	SKL20CH
Material Code	500000952
Barcode	5053285135726
Commodity Code	8516299100
Country of Origin	PRC
Approvals	UKCA, BEAB
Guarantee Period	1 year

## Product Features

Heat Output	2kW
Heat Settings	2 - 1kW / 2kW
Variable Thermostat	Y
Fan Heat / Radiant Heat	Yes / No
Location of Controls	Under canopy
On/Off Switch	Y
Remote Control	Y
Batteries Included	Y
Optiflame Effect	Y
Flame Type	Optiflame
Flame Effect Only	Y
Fuel Bed Supplied	Coals, logs, crystals & pebbles

## Product Features

Lot 20 Compliant	Y
Freestanding	Y - using spacer
Wall Mountable	N
Inset	Y
Spacer kit	Y
Suite	N
Lamp Type	LED
Kettle (IEC) Lead	Y
Safety Cut Out	Y
Power Cord Length	1.8m
Core Materials	Steel
Finish / Colour	Black / chrome