

For the best selection of refrigeration products visit your local Liebherr authorised dealer.

Our catalogues

Find out everything you need to know about Liebherr freestanding appliances in the latest catalogue. In addition our special brochures contain comprehensive information about our BioFresh, Food Centres and wine cabinet ranges. Available in printed format from retailers or as a PDF download from www.myliebherr.co.uk. Further information about BioFresh, NoFrost and wine cabinets may be obtained via the QR codes on the topic websites.



View topic specific websites with in-depth information about BioFresh/NoFrost and wine cabinets via the QR code.



biofresh.liebherr.com



nofrost.liebherr.com



wein.liebherr.com

Smart communication on all fronts



Media app

Download all catalogues and videos to your tablet quickly and easily for instant offline access.



BioFresh app

Useful information about perfect food storage, as well as vitamin and mineral content.



WineGuide app

A brief overview of Bordeaux wines and their producers, plus storage information.



Kitchen Photo Designer app

Be your own interior designer: take a photo of your kitchen, select the Liebherr model of your choice and position it into your photo by swiping the screen.



IceCrusher app

Playful fun: With just a tap, ice-cubes tumble down your screen and can be moved and crushed.



apps.hau.liebherr.com

Find out which app is available for which operating system (Apple, Android etc.), and which device type.




The Liebherr-Hausgeräte YouTube channel provides interesting and helpful films showing you the functions of Liebherr refrigerators and freezers.



News, product launches and special promotions can be found on our Facebook page, the Liebherr blog and Twitter.

Ask your authorised dealer for more information:



Subject to modification. Printed in Germany by Kallmann.
7943 340-11/05.012.2013



Built-in Refrigeration & Freezing 2014

Coollectric LTD, Interchange Point, Renny Park Road, Newport Pagnell, Bucks, MK16 0HA
National Salesline 08444 122655 · National Free Fax 0800 197 6591
Email sales@coollectric.co.uk · Web www.myliebherr.co.uk

LIEBHERR
Quality, Design and Innovation

For the best selection of refrigeration products visit your local Liebherr authorised dealer.

Our catalogues

Find out everything you need to know about Liebherr freestanding appliances in the latest catalogue. In addition our special brochures contain comprehensive information about our BioFresh, Food Centres and wine cabinet ranges. Available in printed format from retailers or as a PDF download from www.liebherr.com. Further information about BioFresh, NoFrost and wine cabinets may be obtained via the QR codes on the topic websites.



View topic specific websites with in-depth information about BioFresh/NoFrost and wine cabinets via the QR code.



biofresh.liebherr.com



nofrost.liebherr.com



wein.liebherr.com

Smart communication on all fronts



Media app

Download all catalogues and videos to your tablet quickly and easily for instant offline access.



BioFresh app

Useful information about perfect food storage, as well as vitamin and mineral content.



WineGuide app

A brief overview of Bordeaux wines and their producers, plus storage information.



Kitchen Photo Designer app

Be your own interior designer: take a photo of your kitchen, select the Liebherr model of your choice and position it into your photo by swiping the screen.



IceCrusher app

Playful fun: With just a tap, ice-cubes tumble down your screen and can be moved and crushed.



apps.hau.liebherr.com

Find out which app is available for which operating system (Apple, Android etc.), and which device type.




The Liebherr-Haushaltsgeräte YouTube channel provides interesting and helpful films showing you the functions of Liebherr refrigerators and freezers.



News, product launches and special promotions can be found on our Facebook page, the Liebherr blog and Twitter.

Ask your authorised dealer for more information:



Subject to modification. Printed in Germany by Kallmann.

7945-392-01/1.5/12.2013



Built-in Refrigeration & Freezing 2014



NAA Appliance LTD, Wogan House, Crosslands Bus Park, LVR Ballymount Road, Dublin 12

Tel: (00353) 1 4600064 • Fax: (00 353) 1 4600073,

E-mail: sales@naa.ie • Web: www.naa.ie

LIEBHERR

Quality, Design and Innovation

1 Experience counts

Liebherr is a specialist in refrigeration and freezer technology, and has been developing and producing pioneering product solutions for 60 years. No other refrigeration appliance manufacturer secures greater brand loyalty from its customers than Liebherr, and knowing this motivates us to keep on delivering appliances that merit their confidence and trust.

2 Optimum product quality

To guarantee consistent product quality, Liebherr always uses the very best materials and components in the manufacture of its appliances. Every appliance is tested for quality and functionality during manufacture. Continual product development, optimised components, and superb workmanship ensure that Liebherr's reputation for quality and long-lasting appliances is never in doubt.

3 Classic design

Liebherr refrigerators and freezers meet outstanding design criteria by combining excellent materials (premium-quality stainless steel, precision electronics, and exquisite GlassLine fittings) with classic contours, to produce a timeless elegance.

4 Four-point attachment – for perfect integration

Liebherr guarantees the secure, durable and fault-free installation of its appliances into a fitted kitchen. All door-on-door appliances come with a special four-point attachment as standard. The attachment points are discretely concealed. The attachment brackets create a depth stop at the top and bottom. This insertion restriction ensures optimum appliance alignment and positioning in the unit. Taller appliances, with a niche of 140 cm or higher, also have two height adjustable positioning feet at the front and two levelling bars on the left/right of the floor area. This enables users to optimally position the refrigerator so that the door closes perfectly and optimal refrigeration performance is achieved.

5 Environmentally friendly

Liebherr takes environmental responsibility seriously, and our ActiveGreen philosophy is applied right from the beginning of appliance development. Not only does Liebherr use the highest-quality components to build appliances that are reliable, durable and energy efficient, but also Liebherr ensures all plastics are labelled for optimum recycling. Further, all manufacturing processes are designed to use resources efficiently, e.g. heat generated during manufacture is recycled as heat energy. All Liebherr production sites are certified to the international quality standard ISO 9001, and to the international environmental management standard ISO 14001.

6 Outstanding energy efficiency



With innovative precision electronics and unequalled refrigeration performance, Liebherr offers highly economical appliances across its product range. All product groups feature models that fall into the top energy efficiency class A+++, providing great savings all round.

7 BioFresh – definitely healthier



BioFresh provides the perfect climate for long-lasting freshness. When stored at a temperature slightly above 0 °C and at the correct humidity level, fruit and vegetables, meat, fish and dairy products all retain their vitamin content, delicate flavour and appetising appearance for significantly longer than in a standard refrigerator.

8 NoFrost – professional refrigeration quality



No more defrosting: Liebherr's NoFrost technology provides rapid, fan-assisted, frostfree freezing that gives professional standard, long term freshness. Food is frozen by chilled circulating air and humidity is expelled, ensuring that the freezer remains ice-free and preventing produce from frosting over.

9 Perfect climate for fine wines



Liebherr's wine storage cabinets and multi-temperature wine cabinets are designed specifically to keep wine in its optimum environment. These appliances feature state-of-the-art electronic control systems, special vibration free compressors and a host of features such as tinted glazed doors, FreshAir activated charcoal filters or stable, hand crafted wooden shelves on telescopic rails.

10 Awards given to the range

The outstanding product and design quality of Liebherr appliances is confirmed time and time again by independent institutions. The Plus X Awards recognized Liebherr as 'Specialist Trade Brand of the Year 2012' and 'Most Innovative Brand 2013'. In 2013, several models received the GDC's 'Interior Innovation Award' and the 'Kitchen Innovation Award'. In addition, Liebherr appliances are regular winners of Red Dot design awards, e.g. the ultra-efficient fridge IKBP 3554.





The kitchen furniture door is fixed directly onto the appliance door.



The kitchen furniture door is attached to the appliance door via sliding rails. When the door is opened and closed, the furniture door slides along the rails.

EK 1610



If replacement appliances are taller than the original décor panel, one or two equaliser trims that match the colour of the décor frame can be used at the top and/or bottom to cover the gap (according to the gap dimensions and overall aesthetics). Equaliser trims are available in different heights (16, 41, 60 mm) and colours (brown, white, aluminium). Information about equaliser trims and order numbers may be found in the technical glossary.

Page

BioFresh models					ICBN 3366		18
					ICBN 3356		
					IKBP 3554		
					IKB 3550		
			IKB 2350	IKBP 2750			

[illegible]

Fridge-freezers						ICN 3366			28
						ICN 3356			
						ICUNS 3314			
						ICP 3314			
						ICU 3314			
						ICUS 3314			
						ICUS 3214			
						ICUS 2914			

Fridges							IK 3514			36
							IK 3510			
		IK 1610	IK 1950	IK 2350	IK 2754					
		IKS 1614		IK 2314	IK 2750					
		IKS 1610		IK 2310						

Freezers						SIGN 3566		50
						IGN 3556		
	IG 1014	IG 1614		IGN 2756				
		IGS 1614						

Fridges			EK 2310						44
		EK 1610							

Accessories

66

Installation Drawings Centre page

Climate classes. Appliance information is based on the following temperatures:
SN from +10 °C to +32 °C · **N** from +16 °C to +32 °C · **ST** from +16 °C to +38 °C · **T** from +16 °C to +43 °C

Under-worktop appliances for integrated use



Fitting fridges and freezers under a worktop with a kitchen furniture door maintains a uniform look in the kitchen. With door-on-door installation, the furniture door and appliance door are firmly attached to each other. Ventilation occurs through the plinth. The Vario plinth allows adjustment so that the appliance can be fitted to the exact height and depth of the kitchen units. The UIK 1550 model uniquely features a pull out fridge compartment mounted on telescopic rails with soft close.

Door-on-door installation
The kitchen furniture door is fixed directly onto the appliance door.



		Page
Fridges	UIK 1550	46
	UIK 1610	48
	UIK 1424	49
Freezer	UIG 1313	56

Under-worktop appliances with décor panel



With these appliances, a décor panel (up to 4 mm thick) that matches the kitchen units is mounted onto the door of the appliance. These appliances are available with white décor trims (ventilation grill, décor frame, base). Ventilation occurs through the plinth.



		Page
Fridge	UK 1720	49

Wine cabinets



The Liebherr range of flush-fitting wine cabinets features under-worktop integrated appliances that come with an insulated glazed door so you can display your wine to its best advantage.

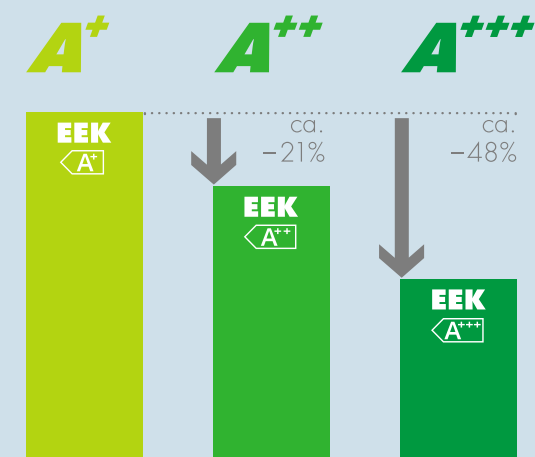
The under-worktop models feature a height-adjustable base. Ventilation occurs through the plinth. The UWT 1682 features a handle-free glazed door with TipOpen technology, and integrates harmoniously into any handle-free kitchen.



			Page
Built in Wine cabinets	WKEes 553 Wine storage cabinet	WTEes 2053 Multi-temperature wine cabinet	65/63
		UWT 1682 Multi-temperature wine cabinet	62
		UWTes 1672 Multi-temperature wine cabinet	63
		UWKes 1752 Wine storage cabinet	65

ActiveGreen technology for refrigerators and freezers

Liebherr takes environmental responsibility seriously, and so the focus on ActiveGreen begins during the design of refrigerators and freezers. Not only does Liebherr use extremely high-quality components to ensure its appliances function reliably and durably, and offer superb energy efficiency, but also all plastics used are labelled for optimum recycling. In addition, manufacturing processes are tailored to use resources efficiently, e.g. heat naturally generated during the manufacture processes is recycled as heating energy. And, all European Liebherr production sites are certified to the international environmental management standard ISO 14001.



Energy efficiency has always been core to all that we do at Liebherr, considerably influencing appliance development right through from the design stage. By constantly pushing forward with innovative precision electronics and highly efficient refrigeration systems we have managed to significantly reduce the energy consumption of many appliances even further. As a result, Liebherr's current range of refrigerators and freezers is once again an industry benchmark, providing the most outstanding range of top energy efficiency class A⁺⁺ and A⁺⁺⁺ appliances.

All information regarding the energy consumption of Liebherr appliances per year/per hour are values as specified by the EU regulation 1060/2010. For wine cabinets: ambient temperature +25 °C, interior lighting switched off, and interior temperature +12 °C.

BioFresh for perfect quality and freshness

Fresh food contains all the vitamins, minerals and trace elements that our bodies need on a daily basis. While it is important to buy fresh food, it also has to be stored correctly. With this in mind, Liebherr has further developed its innovative BioFresh climate technology, which guarantees that foods will stay fresh for longer than in a traditional refrigerator.



The DrySafe, with low humidity and a temperature slightly above 0 °C, is perfect for storing **meat and fish** and preserving their delicious flavours and appetising appearance. For example fish will remain fresh for up to 2 days longer, and meat for up to 6.



The HydroSafe is perfect for the long-term storage of **fruit and vegetables** ensuring that they retain their healthy vitamins and fresh taste. For carrots and apples this means a storage life of up to 80 days.



Dairy products can also be kept fresh for much longer than usual in the DrySafe, at a temperature of slightly above 0 °C and low humidity. Cream cheese and yoghurt can be stored for up to four times longer.

Details regarding shelf lives, vitamin-content and ingredients can be found in either the BioFresh Special or the BioFresh app, or at biofresh.liebherr.com



Outstanding freshness with BioFresh technology

BioFresh drawers provide the perfect storage climate for you to enjoy long-lasting freshness. The DrySafe, with a low humidity level, is ideal for storing meat, fish and dairy products. The HydroSafe offers the perfect storage climate for fruit and vegetables. The drawers themselves can be pulled out and removed at a door-opening angle of 90°.



The BioFresh safes and pull-out drawers with **SoftTelescopic** provides a convenient, self-retracting system with soft closing, making their daily use both practical and secure. All are fully extendible and removable from a door opening angle of 90°.



BioFresh drawers in the Premium models come with central **LED lighting** for an optimum view of the food stored



Humidity control plates allow you to select between the humid HydroSafe climate or the less humid DrySafe climate.



The **DrySafe**, with a low humidity level, is ideal for storing meat, fish and dairy products.



The **HydroSafe** offers the perfect storage climate for fruit and vegetables. If needed the HydroSafe can also be used as a DrySafe using the slider control integrated into the divider.

LED interior highlights

Premium BioFresh appliances feature **two integrated lighting columns** on the left and right, each of which incorporates multiple LEDs to evenly illuminate the interior. A special satin-finish on the light cover creates an appealing and sophisticated lighting ambience. At the same time, the lighting columns also facilitate the variable positioning of the glass shelves. On opening the appliance the light intensity increases softly creating a very pleasing effect.



BioFresh drawers in the Premium models come with central LED lighting for an optimum view of the food stored. The LEDs are integrated into the partition plate to evenly and brightly illuminate the extended BioFresh drawers from directly above.



The built-in fridge-freezers in the Premium range also have LED lighting in the **freezer compartment**.

An LED lighting strip is positioned above the freezer drawers to illuminate the transparent drawers when they are pulled out and give an even better view of the food stored.



In the Comfort BioFresh appliances, the **LED lighting unit** is integrated into the side of the inner compartment.

Ultimate convenience – versatile new interior

The new **VarioSafe** in Premium BioFresh models provides a clear view whilst creating order. It is the ideal space for smaller food packets, tubes and jars. The drawer can be positioned at various levels on the lighting column.



The interior **GlassLine** fittings are stylishly designed and are of excellent quality.

The door shelves on Premium models come furnished with **Premium GlassLine**: a satin-finished safety glass base, elegant plastic surround, stainless steel rails, and a bottle shelf with an adjustable bottle holder. In addition the doors of this range are fitted with two different-sized, removable, transparent VarioBoxes with lids.



Comfort models come with **Comfort GlassLine** – superior glass fittings for the door interior. The shelves used to store preserves and bottles are fitted with a satin-finished safety glass base and an attractive plastic surround with an adjustable bottle holder.



Fridge-freezers with BioFresh

1 MagicEye with LCD. Maintains the selected temperature accurately; with digital display and touch interface.

2 VarioBox. Food can be stored in the refrigerator, ready for serving; with separate egg tray.

3 PowerCooling. Quickly chills stored food and maintains a constant internal cooling temperature.

4 LED lighting columns on both sides. Multiple LEDs evenly illuminate the interior.

5 GlassLine storage shelves. All safety glass shelves can be positioned at different heights; one half of the split glass shelf can slide underneath the other for greater versatility.

6 Premium-GlassLine. The storage racks in the door are height adjustable with stainless steel rails; includes bottle shelf with adjustable bottle holder.

7 Adjustable bottle shelf. As an alternative, this can be swapped with the glass plate below to give a smooth storage shelf.

8 BioFresh. The perfect climate for long-lasting freshness in the HydroSafe and DrySafe.

9 SoftTelescopic. The BioFresh drawers feature a convenient self-retracting and gentle-closing mechanism.

10 LED BioFresh lighting. Provides even, bright illumination for the BioFresh drawers from directly above.

11 SoftSystem. The door gently closes automatically from an opening angle of approx 30°.

12 DuoCooling. Two independently controlled cooling circuits prevent odours being transferred and food drying out.

13 LED freezer compartment lighting. Optimal illumination for the extended drawers.

14 NoFrost. 'No more defrosting' convenience in the freezer compartment.

15 Plumbed-in IceMaker. Top-quality ice cubes for all occasions.

16 FrostSafe. The transparent drawers are sealed all the way round.

17 VarioSpace. Removable drawers and glass shelves for storage of bulky frozen food items.

18 Levelling bars and positioning feet. For perfectly aligning refrigeration appliance with your kitchen units (niche of 140 cm and above).

Scan this code with your Smartphone and find out more about NoFrost!





The elegant **electronic controls on Premium models** ensure that the selected temperature is accurately maintained. The settings can be conveniently adjusted using the touch interface. The temperature can be read from the MagicEye digital display on the LCD.



Premium BioFresh appliances feature **two integrated lighting columns** with multiple LEDs to evenly illuminate the interior.



BioFresh drawers and pull-out drawers with **SoftTelescopic**, a highly practical selfretracting, soft closing feature, which makes daily use convenient and secure. They are fully extendible and removable from a door opening angle of 90°.



With the **DuoCooling** system for fridge-freezers, two separately-controlled cooling circuits allow you to set and maintain the temperature in the refrigeration and freezer compartments accurately and independently. DuoCooling allows no exchange of air between the refrigeration and freezer compartments, preventing odours from being transferred and stopping food drying out.



The **SoftSystem**, in pristine white, is integrated into the door to cushion movement as the door is shut, ensuring that the door



The **versatile bottle shelf** above the BioFresh drawers can be used either as a bottle shelf or a glass storage shelf, both are stored in the recess.



SoftTelescopic

Fridge-freezers



ICBN 3366 Premium



Technical data

- Door-on-door / built-in appliance for integrated use
- Total net capacity: 238 ltr
- Refrigerator compartment: 179 ltr
 - of which, BioFresh: 68 ltr
- Freezer compartment: 59 ltr
- Energy efficiency class: <A++
- Energy consumption per year / 24 h: 234 / 0.641 kWh
- Aperture dimensions in cm (h/w/d): 177.2-178.8 / 56-57 / at least 55
- Climate rating: SN-ST
- Sound power level: 38 db(A)
- Voltage / connected load: 220-240 V~ / 1.4 A
- Right hand hinge, reversible
- Warning signal in case of malfunction: visual and audible
- Audible door alarm

Refrigerator compartment

- MagicEye with LCD, digital temperature display for refrigerator and freezer compartment, Touch electronics
- PowerCooling and SuperCool
- Premium GlassLine shelves with bottle holder, VarioBoxes and egg tray
- 4 GlassLine shelves, of which 3 are height-adjustable, of which 1 are divisible
- Versatile bottle shelf
- LED light column, both sides
- LED light for BioFresh safes
- 2 BioFresh safes (1 DrySafe, 1 HydroSafe) with SoftTelescopic

Freezer compartment ****

- IceMaker for plumbed-in connection 3/4"
- Ice cube production in 24 h: 0.8 kg
- Ice cube storage: 1.0 kg
- LED lighting
- 4 drawers, VarioSpace
- Storage time in the event of power cut: 20 h
- Freezing capacity in 24 h: 10 kg
- Automated SuperFrost system, quantity-controlled
- 2 Ice Packs

Accessories (see pages 66-67)

- 01, 03, 04, 05



ICBN 3356 Premium



Technical data

- Door-on-door / built-in appliance for integrated use
- Total net capacity: 242 ltr
- Refrigerator compartment: 179 ltr
 - of which, BioFresh: 68 ltr
- Freezer compartment: 63 ltr
- Energy efficiency class: <A++
- Energy consumption per year / 24 h: 238 / 0.650 kWh
- Aperture dimensions in cm (h/w/d): 177.2-178.8 / 56-57 / at least 55
- Climate rating: SN-ST
- Sound power level: 39 db(A)
- Voltage / connected load: 220-240 V~ / 1.4 A
- Right hand hinge, reversible
- Warning signal in case of malfunction: visual and audible
- Audible door alarm

Refrigerator compartment

- MagicEye with LCD, digital temperature display for refrigerator and freezer compartment, Touch electronics
- PowerCooling and SuperCool
- Premium GlassLine shelves with bottle holder, VarioBoxes and egg tray
- 4 GlassLine shelves, of which 3 are height-adjustable, of which 1 are divisible
- Versatile bottle shelf
- LED light column, both sides
- LED light for BioFresh safes
- 2 BioFresh safes (1 DrySafe, 1 HydroSafe) with SoftTelescopic

Freezer compartment *****

- Ice cube tray
- LED lighting
- 3 drawers, VarioSpace
- Storage time in the event of power cut: 24 h
- Freezing capacity in 24 h: 10 kg
- Automated SuperFrost system, quantity-controlled
- 2 Ice Packs

Accessories (see pages 66-67)

- 01, 04, 05



Fridges



IKBP 3554 Premium

178



Technical data

- Door-on-door / built-in appliance for integrated use
- Total net capacity: 291 ltr
- Refrigerator compartment: 263 ltr
 - of which, BioFresh: 92 ltr
- Freezer compartment: 28 ltr
- Energy efficiency class: **<A+++**
- Energy consumption per year / 24 h: 163 / 0.445 kWh
- Aperture dimensions in cm (h/w/d): 177.2-178.8 / 56-57 / at least 55
- Climate rating: SN-T
- Sound power level: 35 db(A)
- Voltage / connected load: 220-240 V~ / 1.2 A
- Right hand hinge, reversible
- Audible door alarm

Refrigerator compartment

- MagicEye with LCD, digital temperature display for refrigerator compartment, Touch electronics
- PowerCooling and SuperCool
- Premium GlassLine shelves with bottle holder, VarioBoxes and egg tray
- 5 GlassLine shelves, of which 4 are height-adjustable, of which 1 are divisible
- Versatile bottle shelf
- VarioSafe
- LED light column, both sides
- LED light for BioFresh safes
- 3 BioFresh safes (1 DrySafe, 2 HydroSafe) with SoftTelescopic

Freezer compartment ****

- Ice cube tray
- Storage time in the event of power cut: 22 h
- Freezing capacity in 24 h: 2 kg

Accessories (see pages 66-67)

- 01



IKB 3550 Premium

178



Technical data

- Door-on-door / built-in appliance for integrated use
- Total net capacity: 308 ltr
- Refrigerator compartment: 308 ltr
 - of which, BioFresh: 92 ltr
- Energy efficiency class: **<A++**
- Energy consumption per year / 24 h: 134 / 0.366 kWh
- Aperture dimensions in cm (h/w/d): 177.2-178.8 / 56-57 / at least 55
- Climate rating: SN-T
- Sound power level: 38 db(A)
- Voltage / connected load: 220-240 V~ / 1.2 A
- Right hand hinge, reversible
- Audible door alarm

Refrigerator compartment

- MagicEye with LCD, digital temperature display for refrigerator compartment, Touch electronics
- PowerCooling and SuperCool
- Premium GlassLine shelves with bottle holder, VarioBoxes and egg tray
- 7 GlassLine shelves, of which 6 are height-adjustable, of which 1 are divisible
- Versatile bottle shelf
- VarioSafe
- LED light column, both sides
- LED light for BioFresh safes
- 3 BioFresh safes (1 DrySafe, 2 HydroSafe) with SoftTelescopic

IKB 3550 is suitable for Side-by-Side installation in conjunction with the SIGN 3566 freezer for integrated use (freezer must be on the left). See picture page 2.

Accessories (see pages 66-67)

- 01



IKBP 2750 Premium

140



Technical data

- Door-on-door / built-in appliance for integrated use
- Total net capacity: 236 ltr
- Refrigerator compartment: 236 ltr
 - of which, BioFresh: 60 ltr
- Energy efficiency class: **<A+++**
- Energy consumption per year / 24 h: 83 / 0.227 kWh
- Aperture dimensions in cm (h/w/d): 139.7-141.3 / 56-57 / at least 55
- Climate rating: SN-T
- Sound power level: 33 db(A)
- Voltage / connected load: 220-240 V~ / 1.2 A
- Right hand hinge, reversible
- Audible door alarm

Refrigerator compartment

- MagicEye with LCD, digital temperature display for refrigerator compartment, Touch electronics
- PowerCooling and SuperCool
- Premium GlassLine shelves with bottle holder, VarioBoxes and egg tray
- 5 GlassLine shelves, of which 4 are height-adjustable, of which 1 are divisible
- Versatile bottle shelf
- VarioSafe
- LED light column, both sides
- LED light for BioFresh safes
- 2 BioFresh safes (1 DrySafe, 1 HydroSafe) with SoftTelescopic

Accessories (see pages 66-67)

- 01



IKB 2350 Premium

122



Technical data

- Door-on-door / built-in appliance for integrated use
- Total net capacity: 200 ltr
- Refrigerator compartment: 200 ltr
 - of which, BioFresh: 60 ltr
- Energy efficiency class: **<A++**
- Energy consumption per year / 24 h: 121 / 0.331 kWh
- Aperture dimensions in cm (h/w/d): 122-123.6 / 56-57 / at least 55
- Climate rating: SN-T
- Sound power level: 37 db(A)
- Voltage / connected load: 220-240 V~ / 1.2 A
- Right hand hinge, reversible
- Audible door alarm

Refrigerator compartment

- MagicEye with LCD, digital temperature display for refrigerator compartment, Touch electronics
- PowerCooling and SuperCool
- Premium GlassLine shelves with bottle holder, VarioBoxes and egg tray
- 5 GlassLine shelves, of which 4 are height-adjustable, of which 1 are divisible
- Versatile bottle shelf
- LED light column, both sides
- LED light for BioFresh safes
- 2 BioFresh safes (1 DrySafe, 1 HydroSafe) with SoftTelescopic

Accessories (see pages 66-67)

- 01



ECBN 6156 617 with left hand hinge
Stainless steel panels are not included

Fridge-freezer

91 cm width

ECBN 6156 PremiumPlus



Technical data

- Door-on-door / built-in appliance for integrated use
- Total net capacity: 480 ltr
- Refrigerator compartment: 364 ltr
- of which, BioFresh: 69 ltr
- Freezer compartment: 116 ltr
- Energy efficiency class: **A+**
- Energy consumption per year / 24 h: 414 / 1.134 kWh
- Aperture dimensions in cm (h/w/d): 203.2 / 91.5 / at least 62.5
- Climate rating: SN-T
- Sound power level: 42 db(A)
- Voltage / connected load: 220-240 V~ / 1.5 A
- ECBN 6156 001 right hand hinge
- ECBN 6156 617 left hand hinge
- Warning signal in case of malfunction: visual and audible
- Audible door alarm

Refrigerator compartment

- MagicEye with digital temperature display for refrigerator and freezer compartment, Touch electronics
- PowerCooling and SuperCool
- Premium GlassLine shelves with bottle holder, egg tray
- 4 GlassLine shelves, of which 3 are height-adjustable
- LED light column and LED ceiling light
- LED light for BioFresh safes
- 2 BioFresh safes (2 DrySafe, 2 HydroSafe) with telescopic rails

Freezer compartment ****

- IceMaker for plumbed-in connection 3/4"
- Ice cube production in 24 h: 1.3 kg
- Ice cube storage: 2.7 kg
- LED lighting
- 2 drawers, of which 2 on telescopic rails
- Storage time in the event of power cut: 21 h
- Freezing capacity in 24 h: 11 kg
- Automated SuperFrost system, quantity-controlled

Accessories (see pages 66-67)

- 04, 10

ECBN 6156 001 right hand hinge
ECBN 6156 617 left hand hinge

Fridge-freezer

76 cm width

ECBN 5066 PremiumPlus



Technical data

- Door-on-door / built-in appliance for integrated use
- Total net capacity: 387 ltr
- Refrigerator compartment: 284 ltr
- of which, BioFresh: 61 ltr
- Freezer compartment: 103 ltr
- Energy efficiency class: **A++**
- Energy consumption per year / 24 h: 290 / 0.792 kWh
- Aperture dimensions in cm (h/w/d): 203.2 / 76.2 / at least 61
- Climate rating: SN-T
- Sound power level: 42 db(A)
- Voltage / connected load: 220-240 V~ / 1.5 A
- ECBN 5066 001 right hand hinge
- ECBN 5066 617 left hand hinge
- Warning signal in case of malfunction: visual and audible
- Audible door alarm

Refrigerator compartment

- MagicEye with digital temperature display for refrigerator and freezer compartment, Touch electronics
- PowerCooling and SuperCool
- Premium GlassLine shelves with bottle holder, egg tray
- 4 GlassLine shelves, of which 3 are height-adjustable, of which 1 are divisible
- LED light column, both sides
- LED light for BioFresh safes
- 2 BioFresh safes (2 DrySafe, 2 HydroSafe) with telescopic rails

Freezer compartment ****

- IceMaker for plumbed-in connection 3/4"
- Ice cube production in 24 h: 1.0 kg
- Ice cube storage: 2.7 kg
- LED lighting
- 2 drawers, of which 2 on telescopic rails
- Storage time in the event of power cut: 30 h
- Freezing capacity in 24 h: 12 kg
- Automated SuperFrost system, quantity-controlled

Accessories (see pages 66-67)

- 04, 10

ECBN 5066 001 right hand hinge
ECBN 5066 617 left hand hinge



ECBN 5066 617 with left hand hinge

Fridge-freezers

- 1 MagicEye with LCD.** Maintains the selected temperature accurately; with digital display and touch interface.
- 2 PowerCooling.** Quickly chills stored food and maintains a constant internal cooling temperature.
- 3 VarioBox.** Food can be stored in the refrigerator, ready for serving; with separate egg tray.
- 4 LED lighting column.** Multiple LEDs create an appealing and sophisticated lighting ambience. Light intensity increases softly on opening the appliance.
- 5 GlassLine shelves.** All safety glass shelves can be positioned at various levels to suit requirements.
- 6 Divisible glass shelf.** One half of the split glass shelf can slide underneath the other for greater versatility.
- 7 Water tank for the Ice Maker.** An innovative solution if the mains water quality is poor or access to the water supply is unavailable.
- 8 Premium GlassLine.** The storage racks in the door are height adjustable with stainless steel rails; includes bottle shelf with adjustable bottle holder.
- 9 Large fruit and vegetable bin.** High-quality, smooth-running telescopic rails make everyday use easy and practical.
- 10 LED fruit and vegetable bin lighting.** Additional lighting gives a perfect view of stored food.
- 11 SoftSystem.** The door closes automatically from an opening angle of approx. 30°.
- 12 DuoCooling.** Two independently controlled cooling circuits prevent odours being transferred and food drying out.
- 13 LED freezer compartment lighting.** Optimal illumination for the extended drawers.
- 14 IceMaker with water tank.** Top-quality ice cubes for every occasion.
- 15 NoFrost.** 'No more defrosting' convenience in the freezer compartment.
- 16 FrostSafe.** The transparent drawers are sealed all the way round.
- 17 VarioSpace.** Removable drawers and glass shelves for storage of bulky frozen food items.
- 18 Levelling bars and positioning feet.** For perfectly aligning refrigeration appliance with your kitchen units (niche of 140 cm and above).

Scan this code with your Smartphone and find out more about NoFrost!





Easy-to-read **Comfort electronics** ensure that selected temperatures are accurately maintained. The settings can be easily adjusted using the control panel. The MagicEye shows the temperature of the refrigerator compartment via the digital LCD display.



High-performance **PowerCooling** ensures that freshly stored produce is cooled rapidly and that an even refrigeration temperature is

maintained throughout the interior. A contact switch on the door turns the fan off when the door is opened, saving valuable energy.



In the Comfort range, the **LED lighting housing** is integrated into the side of the inner compartment and its central position provides optimal illumination. Flush integration guarantees a greater net capacity and more storage space.



Comfort models come with **Comfort GlassLine** – superior glass fittings for the door interior. The shelves for storing preserves and bottles are fitted with a satin-finished safety glass base and an attractive plastic surround with an adjustable bottle holder.



Comfort appliances come with a large, transparent **fruit and vegetable bin**. It is extremely spacious and can be easily pulled out and pushed in on rollers (the rollers can

be easily removed for cleaning). The drawer itself is extremely easy to clean due to its one-piece design.



SmartFrost greatly reduces ice build-up in the interior and on frozen food so that defrosting is required far less often. The interior walls are smooth and particularly easy to clean.



ICN 3366 Premium



Technical data

- Door-on-door / built-in appliance for integrated use
- Total net capacity: 255 ltr
- Refrigerator compartment: 196 ltr
- Freezer compartment: 59 ltr
- Energy efficiency class: <A++
- Energy consumption per year / 24 h: 228 / 0.624 kWh
- Aperture dimensions in cm (h/w/d): 177.2-178.8 / 56-57 / at least 55
- Climate rating: SN-T
- Sound power level: 37 db(A)
- Voltage / connected load: 220-240 V~ / 1.4 A
- Right hand hinge, reversible
- Warning signal in case of malfunction: visual and audible
- Audible door alarm

Refrigerator compartment

- MagicEye with LCD, digital temperature display for refrigerator and freezer compartment, Touch electronics
- PowerCooling and SuperCool
- Premium GlassLine shelves with bottle holder, VarioBoxes and egg tray
- 5 GlassLine shelves, of which 4 are height-adjustable, of which 1 are divisible
- LED light column, left-sided
- 1 large fruit/vegetable compartment, on telescopic rails with LED lighting

Freezer compartment ****

- IceMaker with water tank
- Ice cube production in 24 h: 0.8 kg
- Ice cube storage: 1.0 kg
- LED lighting
- 4 drawers, VarioSpace
- Storage time in the event of power cut: 20 h
- Freezing capacity in 24 h: 10 kg
- Automated SuperFrost system, quantity-controlled
- 2 Ice Packs

Accessories (see pages 66-67)

- 02, 04, 05



ICN 3356 Premium



Technical data

- Door-on-door / built-in appliance for integrated use
- Total net capacity: 261 ltr
- Refrigerator compartment: 198 ltr
- Freezer compartment: 63 ltr
- Energy efficiency class: <A++
- Energy consumption per year / 24 h: 233 / 0.637 kWh
- Aperture dimensions in cm (h/w/d): 177.2-178.8 / 56-57 / at least 55
- Climate rating: SN-T
- Sound power level: 37 db(A)
- Voltage / connected load: 220-240 V~ / 1.4 A
- Right hand hinge, reversible
- Warning signal in case of malfunction: visual and audible
- Audible door alarm

Refrigerator compartment

- MagicEye with LCD, digital temperature display for refrigerator and freezer compartment, Touch electronics
- PowerCooling and SuperCool
- Premium GlassLine shelves with bottle holder, VarioBoxes and egg tray
- 5 GlassLine shelves, of which 4 are height-adjustable, of which 1 are divisible
- LED light column, left-sided
- 1 large fruit/vegetable compartment, on telescopic rails with LED lighting

Freezer compartment ****

- Ice cube tray
- LED lighting
- 3 drawers, VarioSpace
- Storage time in the event of power cut: 24 h
- Freezing capacity in 24 h: 10 kg
- Automated SuperFrost system, quantity-controlled
- 2 Ice Packs

Accessories (see pages 66-67)

- 02, 04, 05



ICUNS 3314 Comfort



Technical data

- Sliding door / built-in appliance for integrated use
- Total net capacity: 262 ltr
- Refrigerator compartment: 199 ltr
- Freezer compartment: 63 ltr
- Energy efficiency class: <A++
- Energy consumption per year / 24 h: 233 / 0.638 kWh
- Aperture dimensions in cm (h/w/d): 177.2-178.8 / 56-57 / at least 55
- Climate rating: SN-T
- Sound power level: 39 db(A)
- Voltage / connected load: 220-240 V~ / 1.4 A
- Right hand hinge, reversible
- Warning signal in case of malfunction: visual and audible
- Audible door alarm

Refrigerator compartment

- MagicEye with LCD, digital temperature display for refrigerator compartment, Button electronics
- PowerCooling
- Comfort GlassLine shelves with bottle holder, egg tray
- 5 GlassLine shelves, of which 4 are height-adjustable, of which 1 are divisible
- LED lighting
- 1 large fruit/vegetable compartment on rollers

Freezer compartment ****

- Ice cube tray
- 3 drawers, VarioSpace
- Storage time in the event of power cut: 20 h
- Freezing capacity in 24 h: 4 kg
- Automated SuperFrost system, time-controlled

Accessories (see pages 66-67)

- 02, 04, 05



ICP 3314 Comfort



Technical data

- Door-on-door / built-in appliance for integrated use
- Total net capacity: 281 ltr
- Refrigerator compartment: 199 ltr
- Freezer compartment: 82 ltr
- Energy efficiency class: <A++
- Energy consumption per year / 24 h: 159 / 0.434 kWh
- Aperture dimensions in cm (h/w/d): 177.2-178.8 / 56-57 / at least 55
- Climate rating: SN-T
- Sound power level: 34 db(A)
- Voltage / connected load: 220-240 V~ / 1.4 A
- Right hand hinge, reversible
- Warning signal in case of malfunction: visual and audible

Refrigerator compartment

- MagicEye with LCD, digital temperature display for refrigerator and freezer compartment, Button electronics
- PowerCooling
- Comfort GlassLine shelves with bottle holder, egg tray
- 5 GlassLine shelves, of which 4 are height-adjustable, of which 1 are divisible
- LED lighting
- 1 large fruit/vegetable compartment on rollers

Freezer compartment ****

- Ice cube tray
- 3 drawers, VarioSpace
- Storage time in the event of power cut: 30 h
- Freezing capacity in 24 h: 14 kg
- Automated SuperFrost system, time-controlled

Accessories (see pages 66-67)

- 02, 04, 05



ICUS 3314


ICU 3314 Comfort


Technical data

- Door-on-door / built-in appliance for integrated use
- Total net capacity: 281 ltr
- Refrigerator compartment: 199 ltr
- Freezer compartment: 82 ltr
- Energy efficiency class: <A++
- Energy consumption per year / 24 h: 238 / 0.652 kWh
- Aperture dimensions in cm (h/w/d): 177.2-178.8 / 56-57 / at least 55
- Climate rating: SN-T
- Sound power level: 37 db(A)
- Voltage / connected load: 220-240 V~ / 1.4 A
- Right hand hinge, reversible

Refrigerator compartment

- MagicEye with LCD, digital temperature display for refrigerator compartment, Button electronics
- PowerCooling
- Comfort GlassLine shelves with bottle holder, egg tray
- 5 GlassLine shelves, of which 4 are height-adjustable, of which 1 are divisible
- LED lighting
- 1 large fruit/vegetable compartment on rollers

Freezer compartment ***

- Ice cube tray
- 3 drawers, VarioSpace
- Storage time in the event of power cut: 26 h
- Freezing capacity in 24 h: 6 kg
- Automated SuperFrost system, time-controlled

Accessories (see pages 66-67)

- 02, 04, 05


ICUS 3314 Comfort


Technical data

- Sliding door / built-in appliance for integrated use
- Total net capacity: 281 ltr
- Refrigerator compartment: 199 ltr
- Freezer compartment: 82 ltr
- Energy efficiency class: <A++
- Energy consumption per year / 24 h: 227 / 0.620 kWh
- Aperture dimensions in cm (h/w/d): 177.2-178.8 / 56-57 / at least 55
- Climate rating: SN-ST
- Sound power level: 37 db(A)
- Voltage / connected load: 220-240 V~ / 1.4 A
- Right hand hinge, reversible

Refrigerator compartment

- MagicEye with LCD, digital temperature display for refrigerator compartment, Button electronics
- PowerCooling
- Comfort GlassLine shelves with bottle holder, egg tray
- 4 GlassLine shelves, of which 3 are height-adjustable
- LED lighting
- 1 large fruit/vegetable compartment on rollers

Freezer compartment ***

- 3 drawers, VarioSpace
- Storage time in the event of power cut: 24 h
- Freezing capacity in 24 h: 6 kg
- Automated SuperFrost system, time-controlled

Accessories (see pages 66-67)

- 02, 04, 05


ICUS 3214 Comfort


Technical data

- Sliding door / built-in appliance for integrated use
- Total net capacity: 287 ltr
- Refrigerator compartment: 229 ltr
- Freezer compartment: 58 ltr
- Energy efficiency class: <A++
- Energy consumption per year / 24 h: 219 / 0.600 kWh
- Aperture dimensions in cm (h/w/d): 177.2-178.8 / 56-57 / at least 55
- Climate rating: SN-ST
- Sound power level: 37 db(A)
- Voltage / connected load: 220-240 V~ / 1.4 A
- Right hand hinge, reversible

Refrigerator compartment

- MagicEye with LCD, digital temperature display for refrigerator compartment, Button electronics
- PowerCooling
- Comfort GlassLine shelves with bottle holder, egg tray
- 5 GlassLine shelves, of which 4 are height-adjustable
- LED lighting
- 1 large fruit/vegetable compartment on rollers

Freezer compartment ***

- 2 drawers, VarioSpace
- Storage time in the event of power cut: 24 h
- Freezing capacity in 24 h: 6 kg
- Automated SuperFrost system, time-controlled

Accessories (see pages 66-67)

- 02, 04, 05


ICUS 2914 Comfort


Technical data

- Sliding door / built-in appliance for integrated use
- Total net capacity: 247 ltr
- Refrigerator compartment: 189 ltr
- Freezer compartment: 58 ltr
- Energy efficiency class: <A++
- Energy consumption per year / 24 h: 206 / 0.563 kWh
- Aperture dimensions in cm (h/w/d): 157.4-159 / 56-57 / at least 55
- Climate rating: SN-ST
- Sound power level: 36 db(A)
- Voltage / connected load: 220-240 V~ / 1.4 A
- Right hand hinge, reversible

Refrigerator compartment

- MagicEye with LCD, digital temperature display for refrigerator compartment, Button electronics
- Comfort GlassLine shelves with bottle holder, egg tray
- 4 GlassLine shelves, of which 3 are height-adjustable, of which 1 are divisible
- LED lighting
- 1 large fruit/vegetable compartment on rollers

Freezer compartment ***

- 2 drawers, VarioSpace
- Storage time in the event of power cut: 24 h
- Freezing capacity in 24 h: 6 kg
- Automated SuperFrost system, time-controlled

Accessories (see pages 66-67)

- 02, 04, 05

Fridges



- 1 MagicEye with LCD.** Maintains the selected temperature accurately; with digital display.
- 2 VarioBox.** Premium models are fitted with two removable VarioBoxes in the door.
- 3 Premium-GlassLine.** The storage racks in the door are height adjustable with stainless steel rails; includes bottle shelf with adjustable bottle holder.
- 4 Divisible glass shelf.** One half of the split glass shelf can slide underneath the other for greater versatility.
- 5 Bottle shelf.** A practical and stylish solution for drinks storage.
- 6 Premium LED lighting column.** Multiple LEDs create an appealing and sophisticated lighting ambience. Light intensity increases softly on opening the appliance.
- 7 GlassLine shelves.** All safety glass shelves can be positioned at various levels to suit requirements.
- 8 Large fruit and vegetable bin.** Plenty of space for conveniently storing fruit and vegetables.
- 9 Premium LED fruit and vegetable bin lighting.** Additional lighting gives a perfect view of the stored food.
- 10 Telescopic rails.** High-quality, smooth-running telescopic rails make everyday use easy and practical.
- 11 Premium appliances with SoftSystem.** The door closes automatically from an opening angle of approx. 30°.
- 12 Levelling bars and positioning feet.** For perfectly aligning refrigeration appliance with your kitchen units (niche of 140 cm and above).



The innovative **electronic controls on Premium models** ensure that the selected temperature is accurately maintained. Thanks to the ingenious touch interface, all functions can be set with ease. The temperature in the refrigeration and freezer compartments can be read from the MagicEye LCD digital display.



In the Comfort range, the **LED light housing** is integrated into the side of the inner compartment and its central position

provides optimal illumination. Flush integration guarantees a greater net capacity and more storage space.



The **Premium GlassLine** fittings are seductively stylish and of exceptionally high quality. Storage racks in the door feature a satin-finished safety glass base, an elegant plastic surround, stainless steel rails and a bottle shelf. In addition, the doors are fitted with two removable, transparent Varioboxes with lids.



Premium appliances with a niche of 122 cm or higher come with a large, fully transparent **fruit and vegetable bin** set on high-quality, smooth-running **telescopic rails** that make its everyday use simple, practical and a joy.



On all Premium models with niches of 122 cm or higher, the fruit and vegetable bins have additional lighting for an improved view of stored food. The **LED lighting** is integrated

into the compartment side with an elegant and flush finish. The bins themselves are large and fully transparent, set on high-quality, smooth-running, **telescopic rails**.



The **SoftSystem**, in pristine white, is integrated into the door to cushion movement as the door is shut, ensuring that the door closes gently, even with fully-loaded door shelves. The door will close automatically from an opening angle of approx. 30°.



IK 3514 Comfort



Technical data

- Door-on-door / built-in appliance for integrated use
- Total net capacity: 314 ltr
- Refrigerator compartment: 286 ltr
- Freezer compartment: 28 ltr
- Energy efficiency class: **A++**
- Energy consumption per year / 24 h: 217 / 0.594 kWh
- Aperture dimensions in cm (h/w/d): 177.2-178.8 / 56-57 / at least 55
- Climate rating: ST
- Sound power level: 37 db(A)
- Voltage / connected load: 220-240 V~ / 1.2 A
- Right hand hinge, reversible

Refrigerator compartment

- MagicEye with LCD, digital temperature display for refrigerator compartment, Button electronics
- PowerCooling and SuperCool
- Comfort GlassLine shelves with bottle holder, egg tray
- 5 GlassLine shelves, of which 4 are height-adjustable, of which 1 are divisible
- Bottle shelf
- LED lighting
- 2 fruit/vegetable compartments, on telescopic rails

Freezer compartment ********

- Ice cube tray
- Storage time in the event of power cut: 22 h
- Freezing capacity in 24 h: 2 kg

Accessories (see pages 66-67)

- 02



IK 3510 Comfort



Technical data

- Door-on-door / built-in appliance for integrated use
- Total net capacity: 334 ltr
- Refrigerator compartment: 334 ltr
- Energy efficiency class: **A++**
- Energy consumption per year / 24 h: 118 / 0.322 kWh
- Aperture dimensions in cm (h/w/d): 177.2-178.8 / 56-57 / at least 55
- Climate rating: SN-T
- Sound power level: 34 db(A)
- Voltage / connected load: 220-240 V~ / 1.2 A
- Right hand hinge, reversible

Refrigerator compartment

- MagicEye with LCD, digital temperature display for refrigerator compartment, Button electronics
- PowerCooling and SuperCool
- Comfort GlassLine shelves with bottle holder, egg tray
- 7 GlassLine shelves, of which 6 are height-adjustable, of which 1 are divisible
- Bottle shelf
- LED lighting
- 2 fruit/vegetable compartments, on telescopic rails

Accessories (see pages 66-67)

- 02



IK 2754 Premium



Technical data

- Door-on-door / built-in appliance for integrated use
- Total net capacity: 241 ltr
- Refrigerator compartment: 221 ltr
- Freezer compartment: 20 ltr
- Energy efficiency class: **A++**
- Energy consumption per year / 24 h: 189 / 0.517 kWh
- Aperture dimensions in cm (h/w/d): 139.7-141.3 / 56-57 / at least 55
- Climate rating: ST
- Sound power level: 37 db(A)
- Voltage / connected load: 220-240 V~ / 1.2 A
- Right hand hinge, reversible
- Audible door alarm

Refrigerator compartment

- MagicEye with LCD, digital temperature display for refrigerator compartment, Touch electronics
- SuperCool
- Premium GlassLine shelves with bottle holder, VarioBoxes and egg tray
- 5 GlassLine shelves, of which 4 are height-adjustable, of which 1 are divisible
- Bottle shelf
- LED light column, left-sided
- 1 large fruit/vegetable compartment, on telescopic rails with LED lighting

Freezer compartment ********

- Ice cube tray
- Storage time in the event of power cut: 15 h
- Freezing capacity in 24 h: 2 kg

Accessories (see pages 66-67)

- 02



IK 2750 Premium



Technical data

- Door-on-door / built-in appliance for integrated use
- Total net capacity: 258 ltr
- Refrigerator compartment: 258 ltr
- Energy efficiency class: **A++**
- Energy consumption per year / 24 h: 110 / 0.299 kWh
- Aperture dimensions in cm (h/w/d): 139.7-141.3 / 56-57 / at least 55
- Climate rating: SN-T
- Sound power level: 36 db(A)
- Voltage / connected load: 220-240 V~ / 1.2 A
- Right hand hinge, reversible
- Audible door alarm

Refrigerator compartment

- MagicEye with LCD, digital temperature display for refrigerator compartment, Touch electronics
- PowerCooling and SuperCool
- Premium GlassLine shelves with bottle holder, VarioBoxes and egg tray
- 7 GlassLine shelves, of which 6 are height-adjustable, of which 1 are divisible
- Bottle shelf
- LED light column, left-sided
- 1 large fruit/vegetable compartment, on telescopic rails with LED lighting

Accessories (see pages 66-67)

- 02



IK 2350 Premium



Technical data

- Door-on-door / built-in appliance for integrated use
- Total net capacity: 222 ltr
- Refrigerator compartment: 222 ltr
- Energy efficiency class: **A++**
- Energy consumption per year / 24 h: 106 / 0.288 kWh
- Aperture dimensions in cm (h/w/d): 122-123.6 / 56-57 / at least 55
- Climate rating: SN-T
- Sound power level: 35 db(A)
- Voltage / connected load: 220-240 V~ / 1.2 A
- Right hand hinge, reversible
- Audible door alarm

Refrigerator compartment

- MagicEye with LCD, digital temperature display for refrigerator compartment, Touch electronics
- SuperCool
- Premium GlassLine shelves with bottle holder, VarioBoxes and egg tray
- 6 GlassLine shelves, of which 5 are height-adjustable, of which 1 are divisible
- Bottle shelf
- LED light column, left-sided
- 1 large fruit/vegetable compartment, on telescopic rails with LED lighting

Accessories (see pages 66-67)

- 02



IK 2314 Comfort



Technical data

- Door-on-door / built-in appliance for integrated use
- Total net capacity: 205 ltr
- Refrigerator compartment: 189 ltr
- Freezer compartment: 16 ltr
- Energy efficiency class: <A++
- Energy consumption per year / 24 h: 176 / 0.480 kWh
- Aperture dimensions in cm (h/w/d): 122-123.6 / 56-57 / at least 55
- Climate rating: ST
- Sound power level: 36 db(A)
- Voltage / connected load: 220-240 V~ / 1.2 A
- Right hand hinge, reversible

Refrigerator compartment

- MagicEye with LCD, digital temperature display for refrigerator compartment, Button electronics
- SuperCool
- Comfort GlassLine shelves with bottle holder, egg tray
- 5 GlassLine shelves, of which 4 are height-adjustable, of which 1 are divisible
- LED lighting
- 1 large fruit/vegetable compartment on rollers

Freezer compartment

- Ice cube tray
- Storage time in the event of power cut: 15 h
- Freezing capacity in 24 h: 2 kg

Accessories (see pages 66-67)

- 02



IK 2310 Comfort



Technical data

- Door-on-door / built-in appliance for integrated use
- Total net capacity: 223 ltr
- Refrigerator compartment: 223 ltr
- Energy efficiency class: <A++
- Energy consumption per year / 24 h: 106 / 0.288 kWh
- Aperture dimensions in cm (h/w/d): 122-123.6 / 56-57 / at least 55
- Climate rating: SN-T
- Sound power level: 35 db(A)
- Voltage / connected load: 220-240 V~ / 1.2 A
- Right hand hinge, reversible

Refrigerator compartment

- MagicEye with LCD, digital temperature display for refrigerator compartment, Button electronics
- SuperCool
- Comfort GlassLine shelves with bottle holder, egg tray
- 6 GlassLine shelves, of which 5 are height-adjustable, of which 1 are divisible
- LED lighting
- 1 large fruit/vegetable compartment on rollers

Accessories (see pages 66-67)

- 02



IK 1950 Premium



Technical data

- Door-on-door / built-in appliance for integrated use
- Total net capacity: 186 ltr
- Refrigerator compartment: 186 ltr
- Energy efficiency class: <A++
- Energy consumption per year / 24 h: 102 / 0.277 kWh
- Aperture dimensions in cm (h/w/d): 102.4-104 / 56-57 / at least 55
- Climate rating: SN-T
- Sound power level: 33 db(A)
- Voltage / connected load: 220-240 V~ / 1.2 A
- Right hand hinge, reversible
- Audible door alarm

Refrigerator compartment

- MagicEye with LCD, digital temperature display for refrigerator compartment, Touch electronics
- SuperCool
- Premium GlassLine shelves with bottle holder, VarioBoxes and egg tray
- 5 GlassLine shelves, of which 4 are height-adjustable, of which 1 are divisible
- LED light column, left-sided
- 2 fruit/vegetable compartments

Accessories (see pages 66-67)

- 02



IK 1610 Comfort



Technical data

- Door-on-door / built-in appliance for integrated use
- Total net capacity: 154 ltr
- Refrigerator compartment: 154 ltr
- Energy efficiency class: <A++
- Energy consumption per year / 24 h: 98 / 0.267 kWh
- Aperture dimensions in cm (h/w/d): 87.4-89 / 56-57 / at least 55
- Climate rating: SN-T
- Sound power level: 33 db(A)
- Voltage / connected load: 220-240 V~ / 1.2 A
- Right hand hinge, reversible

Refrigerator compartment

- MagicEye with LCD, digital temperature display for refrigerator compartment, Button electronics
- SuperCool
- Comfort GlassLine shelves with bottle holder, egg tray
- 4 GlassLine shelves, of which 3 are height-adjustable, of which 1 are divisible
- LED lighting
- 2 fruit/vegetable compartments

Accessories (see pages 66-67)

- 02



IKS 1614 Comfort



Technical data

- Sliding door / built-in appliance for integrated use
- Total net capacity: 136 ltr
- Refrigerator compartment: 120 ltr
- Freezer compartment: 16 ltr
- Energy efficiency class: <A++
- Energy consumption per year / 24 h: 148 / 0.403 kWh
- Aperture dimensions in cm (h/w/d): 87.4-89 / 56-57 / at least 55
- Climate rating: N
- Sound power level: 35 db(A)
- Voltage / connected load: 220-240 V~ / 1.2 A
- Right hand hinge, reversible

Refrigerator compartment

- MagicEye with LCD, digital temperature display for refrigerator compartment, Button electronics
- SuperCool
- Comfort GlassLine shelves with bottle holder, egg tray
- 3 GlassLine shelves, of which 2 are height-adjustable, of which 1 are divisible
- LED lighting
- 2 fruit/vegetable compartments

Freezer compartment

- Ice cube tray
- Storage time in the event of power cut: 15 h
- Freezing capacity in 24 h: 2 kg

Accessories (see pages 66-67)

- 02



IKS 1610 Comfort



Technical data

- Sliding door / built-in appliance for integrated use
- Total net capacity: 154 ltr
- Refrigerator compartment: 154 ltr
- Energy efficiency class: <A++
- Energy consumption per year / 24 h: 98 / 0.267 kWh
- Aperture dimensions in cm (h/w/d): 87.4-89 / 56-57 / at least 55
- Climate rating: SN-T
- Sound power level: 34 db(A)
- Voltage / connected load: 220-240 V~ / 1.2 A
- Right hand hinge, reversible

Refrigerator compartment

- MagicEye with LCD, digital temperature display for refrigerator compartment, Button electronics
- SuperCool
- Comfort GlassLine shelves with bottle holder, egg tray
- 4 GlassLine shelves, of which 3 are height-adjustable, of which 1 are divisible
- LED lighting
- 2 fruit/vegetable compartments

Accessories (see pages 66-67)

- 02



EK 1610



EK 2310 Comfort



Technical data

- Flush / built-in appliance with décor panel
- Total net capacity: 223 ltr
- Refrigerator compartment: 223 ltr
- Energy efficiency class: <A++
- Energy consumption per year / 24 h: 106 / 0.288 kWh
- Aperture dimensions in cm (h/w/d): 122-122.6 / 56-57 / at least 55
- Climate rating: SN-T
- Sound power level: 35 db(A)
- Voltage / connected load: 220-240 V~ / 1.2 A
- Right hand hinge, reversible

Refrigerator compartment

- MagicEye with LCD, digital temperature display for refrigerator compartment, Button electronics
- SuperCool
- Comfort GlassLine shelves with bottle holder, egg tray
- 6 GlassLine shelves, of which 5 are height-adjustable, of which 1 are divisible
- LED lighting
- 1 large fruit/vegetable compartment on rollers



EK 1610 Comfort



Technical data

- Flush / built-in appliance with décor panel
- Total net capacity: 154 ltr
- Refrigerator compartment: 154 ltr
- Energy efficiency class: <A++
- Energy consumption per year / 24 h: 98 / 0.267 kWh
- Aperture dimensions in cm (h/w/d): 87.4-88 / 56-57 / at least 55
- Climate rating: SN-T
- Sound power level: 34 db(A)
- Voltage / connected load: 220-240 V~ / 1.2 A
- Right hand hinge, reversible

Refrigerator compartment

- MagicEye with LCD, digital temperature display for refrigerator compartment, Button electronics
- SuperCool
- Comfort GlassLine shelves with bottle holder, egg tray
- 4 GlassLine shelves, of which 3 are height-adjustable, of which 1 are divisible
- LED lighting
- 2 fruit/vegetable compartments

Accessories (see pages 66-67)

- 02

Accessories (see pages 66-67)

- 02



UIK 1550

Under-worktop pull-out refrigerator



UIK 1550 Premium



Technical data

- Door-on-door / under-worktop appliance for integrated use
- Total net capacity: 119 ltr
- Refrigerator compartment: 119 ltr
- Energy efficiency class: **A++**
- Energy consumption per year / 24 h: 92 / 0.251 kWh
- Aperture dimensions in cm (h/w/d): 82-87 / 60 / at least 55
- Climate rating: SN-T
- Sound power level: 39 db(A)
- Voltage / connected load: 220-240 V~ / 1.2 A

Refrigerator compartment

- MagicEye with LED temperature display for Refrigerator compartment, Button electronics
- SuperCool
- Egg tray
- 2 GlassLine shelves
- LED lighting
- 1 large fruit/vegetable compartment
- Pull-out drawer incorporating bottle shelf, with SoftTelescopic
- Pull-out glass shelves fully extendable, with divider
- Extra storage space beneath pull-out fruit/vegetable compartment

1 MagicEye with LED temperature display.

The selected temperature can be accurately maintained with button electronics.

2 Fully extendable pull-out refrigerator.

The pull-out refrigerator features practical shelving for eggs and bottles as well as a removable fruit and vegetable tray, with additional storage space below the tray.

3 LED lighting from the side evenly illuminates the whole interior.

4 Fully extendable glass shelving.

Food can be safely stored on two fully extendable glass shelves. The shelves can be used in different arrangements thanks to the practical dividing rails.

5 SoftTelescopic. The pull-out refrigerator features a convenient self-retracting and gentle-closing mechanism.

6 Front ventilation. Ventilation occurs through the plinth.

7 Vario plinth. Height and depth-adjustable to give flush-finish with kitchen units using four positioning feet, adjustable from the front (0 - 50 mm).



The fully extendable pull-out fridge compartment with **SoftTelescopic** is mounted on telescopic rails with soft stop and self-closing. It has a practical bottle shelf and a removable fruit and vegetable drawer. The large drawer can also be divided into two equal-sized compartments, with further storage space underneath.



Food can be stored securely and accessed easily on the two **fully extendable glass shelves**. Rails can be used to variably partition the glass shelves according to storage requirements.

Under-worktop fridges



1 MagicEye with LED temperature display.

Easy and convenient to use.

2 Comfort-GlassLine. Door storage racks

are height adjustable with plastic surround; includes bottle shelf with adjustable bottle holder with separate egg tray.

3 GlassLine storage shelves. All safety

glass shelves can be positioned at different heights.

4 LED lighting from the side evenly illuminates

the whole interior.

5 Fruit and vegetable trays. The trays are

fitted into the inner container and can be removed if needed.

6 Extra-deep bottle shelf. Goods stored in

two rows. A movable bottle holder secures the bottles in place.

7 Front ventilation. Ventilation occurs

through the plinth.

8 Vario plinth. Height and depth-adjustable

to give flush-finish with kitchen units using four positioning feet, adjustable from the front (0-50 mm)



UIK 1610 Comfort

82-87



Technical data

- Door-on-door / under-worktop appliance for integrated use
- Total net capacity: 137 ltr
- Refrigerator compartment: 137 ltr
- Energy efficiency class: <A+>
- Energy consumption per year / 24 h: 125 / 0.341 kWh
- Aperture dimensions in cm (h/w/d): 82-87 / 60 / at least 55
- Climate rating: SN-T
- Sound power level: 39 db(A)
- Voltage / connected load: 220-240 V~ / 1.2 A
- Right hand hinge, reversible

Refrigerator compartment

- MagicEye with LED temperature display for Refrigerator compartment, Button electronics
- SuperCool
- Egg tray
- 4 GlassLine shelves, of which 3 are height-adjustable, of which 1 are divisible
- LED lighting
- 1 large fruit/vegetable compartment



UIK 1424 Comfort

82-87



Technical data

- Door-on-door / under-worktop appliance for integrated use
- Total net capacity: 114 ltr
- Refrigerator compartment: 98 ltr
- Freezer compartment: 16 ltr
- Energy efficiency class: <A++>
- Energy consumption per year / 24 h: 137 / 0.375 kWh
- Aperture dimensions in cm (h/w/d): 82-87 / 60 / at least 55
- Climate rating: N-ST
- Sound power level: 39 db(A)
- Voltage / connected load: 220-240 V~ / 1.2 A
- Right hand hinge, reversible

Refrigerator compartment

- MagicEye with LED temperature display for Refrigerator compartment, Button electronics
- SuperCool
- Comfort GlassLine shelves with bottle holder, egg tray
- 3 GlassLine shelves, of which 2 are height-adjustable, of which 1 are divisible
- LED lighting
- 1 large fruit/vegetable compartment
- Extra-deep bottle shelf

Freezer compartment

- Ice cube tray
- Storage time in the event of power cut: 12 h
- Freezing capacity in 24 h: 2 kg



UIK 1720 Comfort

82



Technical data

- Flush / under-worktop appliance with décor panel
- Total net capacity: 152 ltr
- Refrigerator compartment: 152 ltr
- Energy efficiency class: <A+>
- Energy consumption per year / 24 h: 118 / 0.322 kWh
- Aperture dimensions in cm (h/w/d): 82 / 60 / at least 57
- Climate rating: SN
- Sound power level: 34 db(A)
- Voltage / connected load: 220-240 V~ / 1.2 A
- Right hand hinge, reversible

Refrigerator compartment

- Electronic control system for refrigerator compartment, Control knob
- Comfort GlassLine shelves with bottle holder, egg tray
- 4 GlassLine shelves, of which 3 are height-adjustable, of which 1 are divisible
- LED lighting
- 2 fruit/vegetable compartments



Freezers

- 1 MagicEye with LCD display.** Precisely maintains chosen temperature and features a digital display with easy-to-use, innovative touch screen controls.
- 2 SuperFrost.** By quickly reducing the temperature to -32°C , it creates the environment necessary to preserve the food's nutrients.
- 3 LED lighting.** Space saving positioning above the drawers. Advantages: excellent view of stored contents, energy efficient and fantastic durability.
- 4 Drawers on telescopic rails.** High-quality, smooth-running drawers that can be reliably used even when heavily loaded. They offer generous storage space and have a single-piece design for easy removal and cleaning.
- 5 NoFrost.** Food is frozen by forced air and humidity expelled. In this way, the freezer is always ice-free and foods are protected from frosting. NoFrost means that defrosting is unnecessary.
- 6 FrostSafe.** Fully enclosed drawers prevent the cold from escaping when the door is opened, saving energy. Transparent design ensures optimum visibility of frozen foods.
- 7 VarioSpace.** Removable drawers and glass shelves for storage of bulky frozen food items.
- 8 SoftSystem.** The door closes automatically from an opening angle of approx. 30° .
- 9 Levelling bars and positioning feet.** For perfectly aligning refrigeration appliance with your kitchen units (niche of 140 cm and above).

Scan this code with your Smartphone
and find out more about NoFrost!





Elegant **electronic controls** on Premium models guarantee that the chosen temperature is precisely maintained. All functions can be conveniently selected via the touch-sensitive interface. The temperature is digitally displayed via the MagicEye system.



Freezer appliances with **NoFrost** provide professional-standard cooling performance. Chilled circulating air freezes the food and

humidity is expelled so that the freezer is always ice-free and produce never frosts over. NoFrost means no more defrosting.



The energy-saving **LED lighting** is positioned above the transparent freezer drawers, saving space. Long-life LEDs provide great visibility of the food stored.



The transparent freezer **drawers on telescopic rails** are easy to access and use even when filled with heavy contents. They ensure both great visibility and optimum storage. The FrostSafe fully enclosed drawers prevent cold from escaping, thereby contributing to energy-efficient operation.



The **SoftSystem**, in pristine white, is integrated into the door to cushion movement as the door is shut, ensuring that the door closes

gently. The door will close automatically from an opening angle of approx. 30°.



All drawers and glass shelves can be easily removed from the freezer compartments in all fridge freezers with NoFrost and SmartFrost – this concept is known as **VarioSpace**, a practical system that quickly creates extra storage space.



SIGN 3566 Premium



Technical data

- Door-on-door / built-in appliance for integrated use
- Total net capacity: 205 ltr
- Freezer compartment: 205 ltr
- Energy efficiency class: <A++
- Energy consumption per year / 24 h: 240 / 0.655 kWh
- Aperture dimensions in cm (h/w/d): 177.2-178.8 / 56-57 / at least 55
- Climate rating: SN-T
- Sound power level: 38 db(A)
- Voltage / connected load: 220-240 V~ / 1.3 A
- Left hand hinge, reversible
- Warning signal in case of malfunction: visual and audible
- Audible door alarm

Freezer compartment

- MagicEye with LCD, digital temperature display, Touch electronics
- LED lighting
- 9 drawers, of which 5 on telescopic rails, VarioSpace
- Storage time in the event of power cut: 34 h
- Freezing capacity in 24 h: 18 kg
- Automated SuperFrost system, quantity-controlled
- 2 Ice Packs
- IceMaker for plumbed-in connection 3/4"
- Ice cube production in 24 h: 0.8 kg
- Ice cube storage: 1.5 kg

SIGN 3566 is suitable for Side-by-Side installation in conjunction with the **IKB 3550** BioFresh fridge for integrated use (freezer must be on the left). See picture page 2.

- Accessories (see pages 66-67)
- 03, 04, 05



IGN 3556 Premium



Technical data

- Door-on-door / built-in appliance for integrated use
- Total net capacity: 210 ltr
- Freezer compartment: 210 ltr
- Energy efficiency class: <A++
- Energy consumption per year / 24 h: 242 / 0.663 kWh
- Aperture dimensions in cm (h/w/d): 177.2-178.8 / 56-57 / at least 55
- Climate rating: SN-T
- Sound power level: 38 db(A)
- Voltage / connected load: 220-240 V~ / 1.3 A
- Right hand hinge, reversible
- Warning signal in case of malfunction: visual and audible
- Audible door alarm

Freezer compartment

- MagicEye with LCD, digital temperature display, Touch electronics
- LED lighting
- 8 drawers, of which 6 on telescopic rails, VarioSpace
- Storage time in the event of power cut: 34 h
- Freezing capacity in 24 h: 18 kg
- Automated SuperFrost system, quantity-controlled
- 2 Ice Packs

- Accessories (see pages 66-67)
- 04, 05



IGN 2756 Premium



Technical data

- Door-on-door / built-in appliance for integrated use
- Total net capacity: 151 ltr
- Freezer compartment: 151 ltr
- Energy efficiency class: <A++
- Energy consumption per year / 24 h: 204 / 0.557 kWh
- Aperture dimensions in cm (h/w/d): 139.7-141.3 / 56-57 / at least 55
- Climate rating: SN-T
- Sound power level: 37 db(A)
- Voltage / connected load: 220-240 V~ / 1.3 A
- Right hand hinge, reversible
- Warning signal in case of malfunction: visual and audible
- Audible door alarm

Freezer compartment

- MagicEye with LCD, digital temperature display, Touch electronics
- LED lighting
- 6 drawers, of which 4 on telescopic rails, VarioSpace
- Storage time in the event of power cut: 34 h
- Freezing capacity in 24 h: 14 kg
- Automated SuperFrost system, quantity-controlled
- 2 Ice Packs

- Accessories (see pages 66-67)
- 04, 05



IG 1614 Comfort



Technical data

- Door-on-door / built-in appliance for integrated use
- Total net capacity: 102 ltr
- Freezer compartment: 102 ltr
- Energy efficiency class: <A++
- Energy consumption per year / 24 h: 160 / 0.438 kWh
- Aperture dimensions in cm (h/w/d): 87.4-89 / 56-57 / at least 55
- Climate rating: SN-T
- Sound power level: 36 db(A)
- Voltage / connected load: 220-240 V~ / 1.3 A
- Right hand hinge, reversible
- Warning signal in case of malfunction: visual and audible
- Audible door alarm

Freezer compartment

- MagicEye with LCD, digital temperature display, Button electronics
- 4 drawers, VarioSpace
- Storage time in the event of power cut: 26 h
- Freezing capacity in 24 h: 12 kg
- Automated SuperFrost system, time-controlled

- Accessories (see pages 66-67)
- 04, 05



IGS 1614 Comfort



Technical data

- Sliding door / built-in appliance for integrated use
- Total net capacity: 102 ltr
- Freezer compartment: 102 ltr
- Energy efficiency class: <A++
- Energy consumption per year / 24 h: 160 / 0.438 kWh
- Aperture dimensions in cm (h/w/d): 87.4-89 / 56-57 / at least 55
- Climate rating: SN-T
- Sound power level: 36 db(A)
- Voltage / connected load: 220-240 V~ / 1.3 A
- Right hand hinge, reversible
- Warning signal in case of malfunction: visual and audible
- Audible door alarm

Freezer compartment

- MagicEye with LCD, digital temperature display, Button electronics
- 4 drawers, VarioSpace
- Storage time in the event of power cut: 26 h
- Freezing capacity in 24 h: 12 kg
- Automated SuperFrost system, time-controlled

- Accessories (see pages 66-67)
- 04, 05



IG 1014 Comfort



Technical data

- Door-on-door / built-in appliance for integrated use
- Total net capacity: 74 ltr
- Freezer compartment: 74 ltr
- Energy efficiency class: <A++
- Energy consumption per year / 24 h: 145 / 0.395 kWh
- Aperture dimensions in cm (h/w/d): 71.4-73 / 56-57 / at least 55
- Climate rating: SN-T
- Sound power level: 36 db(A)
- Voltage / connected load: 220-240 V~ / 1.3 A
- Right hand hinge, reversible
- Warning signal in case of malfunction: visual and audible
- Audible door alarm

Freezer compartment

- MagicEye with LCD, digital temperature display, Button electronics
- 3 drawers, VarioSpace
- Storage time in the event of power cut: 26 h
- Freezing capacity in 24 h: 11 kg
- Automated SuperFrost system, time-controlled

- Accessories (see pages 66-67)
- 04, 05



Under-worktop freezer

1 MagicEye with digital temperature display. Maintains the selected temperature accurately with button electronics.

2 SmartFrost. Greatly reduces ice build-up in the interior and on frozen food so that defrosting is required far less often; smooth and easy-to-clean interior.

3 FrostSafe. The transparent drawers are sealed all the way round.

4 VarioSpace. Removable drawers and glass shelves for storage of bulky frozen food items.

5 Front air intake and ventilation. No ventilation grill is needed in the worktop.

6 Vario plinth. Height and depth-adjustable to give flush-finish with kitchen units using four positioning feet, adjustable from the front (0 - 50 mm).



UIG 1313 Comfort

82-87



Technical data

- Door-on-door / under-worktop appliance for integrated use
- Total net capacity: 97 ltr
- Freezer compartment: 97 ltr
- Energy efficiency class: <A>
- Energy consumption per year / 24 h: 189 / 0.517 kWh
- Aperture dimensions in cm (h/w/d): 82-87 / 60 / at least 55
- Climate rating: SN-T
- Sound power level: 39 db(A)
- Voltage / connected load: 220-240 V~ / 1.3 A
- Right hand hinge, reversible
- Warning signal in case of malfunction: visual and audible

Freezer compartment ****

- MagicEye with LED temperature display for Freezer compartment, Button electronics
- 3 drawers, VarioSpace
- Storage time in the event of power cut: 24 h
- Freezing capacity in 24 h: 12 kg
- Automated SuperFrost system, time-controlled



UIG 1313 is suitable for Side-by-Side installation in conjunction with the **UIK 1610** under-worktop fridge for integrated use (fridge must be on the left).

Accessories (see pages 66-67)

- 04,05

The perfect range for wine connoisseurs

Only under perfect conditions can a good wine develop into a really excellent vintage and be guaranteed to maintain its long-term quality. Liebherr wine storage cabinets and multi-temperature wine cabinets offer the ideal solution. Employing state-of-the-art climate technology they ensure the very best conditions for wines to quietly mature and develop their full flavour. Precision electronics, specialised compressors plus dozens of innovative features and accessories make Liebherr wine storage cabinets perfect for optimally storing wine.



The Vinidor range

The Vinidor range offers maximum flexibility with two separately controlled temperature zones. The temperature of these can be set independently between +5°C and +20°C. This means that red and white wines can be stored at their ideal serving temperatures in the same cabinet. These cabinets not only provide the ideal climate conditions for long-term storage of wine, but with differently sized zones and fully adjustable temperature controls, they are suitable for every wine collection.



+5°C to +20°C

+5°C to +20°C

Wine storage cabinets

Wine storage cabinets provide conditions similar to a natural wine cellar and are therefore the ideal choice for long-term storage of a larger collection of wines at drinking temperature. The temperature can be set between +5°C and +20°C as required, which is kept constant, throughout the interior.



+5°C to +20°C

Further information about Liebherr wine cabinets can be found at wine.liebherr.com





Appliances in the Vinidor range feature two separately-controllable, independent wine compartments, each of which can be set between +5°C and +20°C. The precise **electronic controls** have a digital temperature display and are easy to use, via either a touch screen interface or electronic keys depending on the model.



All wine cabinets feature dimmable **LED lighting**, which evenly illuminates the interior and can be left on permanently if desired. Because LEDs generate minimal



The **SoftSystem** gentle-closing mechanism cushions movement as the door is shut to ensure extremely gentle closing, preventing vibration, which affects the quality of the wine. The door will close automatically from an opening angle of approx. 30°.



The **hand-crafted wooden shelves** on telescopic rails are specially designed for safely storing Bordeaux bottles. The flexible clip-on labelling system provides a quick, clear overview of your wine store.



Liebherr's innovative **TipOpen technology** with UWT 1682 is the perfect answer for handle-free kitchen design. When lightly tapped, the glass door opens 7 cm,



Odours from the surrounding air can impair the quality of wine. Liebherr wine cabinets are fitted with easy-to-replace **FreshAir activated charcoal filters** to ensure clean air, filter out odours and safeguard the quality of the wine.

1 Handle-free glazed door. Guarantees perfect integration into a handle-free kitchen. Not only provides UV protection you can trust but also ensures superb visibility of stored wines.

2 TipOpen technology. The glazed door opens 7 cm when tapped and, if the door is not opened further within three seconds, the door will self close.

3 LED lighting. Each wine compartment has dimmable LED lighting with on/off option.

4 MagicEye with LCD display. Precisely maintains the individually programmed temperatures in the upper and lower zones. With digital display and innovative touchscreen controls.

5 FreshAir activated charcoal filter. Each wine compartment has its own, easy-to-replace activated charcoal filter.

6 Wooden shelves on telescopic rails. Offering convenient access and are perfectly designed for storing Bordeaux bottles. Fitted with versatile clip labelling system.

7 SoftSystem. Delightful soft door closing – the door closes automatically from an angle of 30° or less.

8 Air intake and ventilation. At the front, via the plinth. No ventilation slits are required in the worktop. Ventilation grill comes with the appliance.

9 Vario plinth. Allows appliances to be adjusted to the kitchen units in height and depth. The four positioning feet enable adjustment from the front within the range 0 - 50 mm.



Scan this code with your smartphone and find out more about UWT 1682.



UWT 1682

Multi-temperature wine cabinets



WTEs 2053 Vinidor

122



Technical data

- Flush / built-in appliance for integrated use
- Insulated glass door with stainless steel frame
- Max. Bordeaux bottles 0.75 l: 64
- Gross/net capacity: 195 / 187 ltr
- Energy efficiency class: <A>
- Energy consumption per year / 24 h: 155 / 0.424 kWh
- Climate rating: SN-ST
- Aperture dimensions in cm (h/w/d): 122.1-122.5 / 56-57 / at least 55
- Sound power level: 39 db(A)
- Voltage / connected load: 220-240 V~ / 1.2 A
- Right hand hinge, reversible

Wine compartment

- MagicEye with digital temperature display, for both upper and lower temperature zones, Button electronics
- 2 temperature zones, can be regulated between +5°C and +20°C
- Convection cooling, FreshAir active carbon filter
- Humidity regulation via controllable ventilation
- 6 shelves, of which 4 on telescopic rails, of which 2 presentation shelves
- On/off LED lighting, dimmable

Accessories (see pages 66-67)
· 06, 07, 08, 09



UWT 1682 Vinidor

82-87



Technical data

- Flush / under-worktop appliance
- Tinted glazed door
- Max. Bordeaux bottles 0.75 l: 34
- Gross/net capacity: 123 / 95 ltr
- Energy efficiency class: <A>
- Energy consumption per year / 24 h: 137 / 0.375 kWh
- Climate rating: SN-ST
- Aperture dimensions in cm (h/w/d): 82-87 / 60 / at least 55
- Sound power level: 36 db(A)
- Voltage / connected load: 220-240 V~ / 0.8 A
- Right hand hinge, reversible

Wine compartment

- MagicEye with LCD, digital temperature display, for both upper and lower temperature zones, Touch electronics
- 2 temperature zones, can be regulated between +5°C and +20°C
- Convection cooling, FreshAir active carbon filter
- Humidity regulation via controllable ventilation
- 5 shelves, of which 3 on telescopic rails
- On/off LED lighting, dimmable
- TipOpen technology

Accessories (see pages 66-67)
· 06, 07, 08, 09



UWTes 1672 Vinidor

82-87



Technical data

- Flush / under-worktop appliance
- Tinted glazed door
- Max. Bordeaux bottles 0.75 l: 34
- Gross/net capacity: 123 / 95 ltr
- Energy efficiency class:
- Energy consumption per year / 24 h: 190 / 0.520 kWh
- Climate rating: SN-ST
- Aperture dimensions in cm (h/w/d): 82-87 / 60 / at least 57
- Sound power level: 38 db(A)
- Voltage / connected load: 220-240 V~ / 0.8 A
- Right hand hinge, reversible

Wine compartment

- MagicEye with digital temperature display, for both upper and lower temperature zones, Button electronics
- 2 temperature zones, can be regulated between +5°C and +20°C
- Convection cooling, FreshAir active carbon filter
- Humidity regulation via controllable ventilation
- 5 shelves, of which 3 on telescopic rails
- On/off LED lighting, dimmable
- Lock

Accessories (see pages 66-67)
· 06, 07, 08, 09



UWKes 1752



UWKes 1752 GrandCru

**Technical data**

- Flush / under-worktop appliance
- Tinted glazed door
- Max. Bordeaux bottles 0.75 l: 46
- Gross/net capacity: 135 / 112 ltr
- Energy efficiency class: <A>
- Energy consumption per year / 24 h: 110 / 0.301 kWh
- Climate rating: SN-ST
- Aperture dimensions in cm (h/w/d): 82-87 / 60 / at least 55
- Sound power level: 38 db(A)
- Voltage / connected load: 220-240 V~ / 1.0 A
- Right hand hinge, reversible

Wine compartment

- MagicEye digital temperature display, Button electronics
- 1 temperature zone, can be regulated between +5°C and +20°C
- Convection cooling, FreshAir active carbon filter
- Humidity regulation via controllable ventilation
- 4 shelves, of which 3 on telescopic rails
- On/off LED lighting
- Lock



WKEes 553 GrandCru

**Technical data**

- Flush / built-in appliance for integrated use
- Insulated glass door with stainless steel frame
- Max. Bordeaux bottles 0.75 l: 18*
- Gross/net capacity: 48 / 47 ltr
- Energy efficiency class: <A>
- Energy consumption per year / 24 h: 130 / 0.356 kWh
- Climate rating: SN
- Aperture dimensions in cm (h/w/d): 45 / 56 / at least 55
- Sound power level: 32 db(A)
- Voltage / connected load: 220-240 V~ / 0.5 A
- Right hand hinge, reversible

Wine compartment

- MagicEye with LCD, digital temperature display, Touch electronics
- 1 temperature zone, can be regulated between +5°C and +20°C
- Convection cooling, FreshAir active carbon filter
- Humidity regulation via controllable ventilation
- 3 shelves, of which 2 on telescopic rails
- On/off LED lighting, dimmable

* Max. 18 Bordeaux bottles for front to back storage. Taller bottles can be stored side on using the brackets provided (max. 12 Bordeaux bottles). Please note the interior dimensions (see installation diagram).

Accessories (see pages 66-67)

- 06, 07

Accessories (see pages 66-67)

- 06, 07, 08, 09

01

VarioSafe

The VarioSafe provides a clear view whilst creating order. It is the ideal space for smaller food packets, tubes and jars. The safe can be positioned at various levels on the lighting column.

Built-in appliances	7275 118
---------------------	----------



02

Bottle shelf

The bottle shelf provides elegant and practical storage for drinks.

Comfort: EK, IK, IKS, ICN, ICP, ICUS, ICUN, ICUNS	7112 506
Comfort: IKB	7112 504
Premium: IK, IKP, ICN	7112 502



03

Three-metre hose for IceMaker

Reinforced flexible hose (1m long) for appliances with a 3/4" plumbed-in connection.

Plumbed-in appliances	6030 785
-----------------------	----------



04

Cold storage accumulator

Freezers and freezer compartments of fridge-freezers are protected in the event of a power failure by the cold storage accumulator, acting as an additional 'cold reserve' until power is restored. (always check that produce has remained frozen).

Built-in appliances	7422 838
---------------------	----------



05

Freezer tray

The innovative freezer tray is perfect for freezing fruits, berries and herbs individually. Not only does this prevent them from sticking together, but it also ensures they retain their shape, and makes them easier to vacuum pack, and to divide into portions later on. In Premium models it is protected by the cold storage accumulator.

Built-in appliances	7430 662
---------------------	----------



06

FreshAir active carbon filter

During prolonged storage, wines and cigars are sensitive to any odours that contaminate the storage environment. Liebherr appliances benefit from optimum air quality and freshness thanks to the easy-to-replace FreshAir active carbon filter which is integrated into all wine cabinets.

UWT(es), UWK(es)	7434 557
WTEes 2053, WKEes 553	7433 243



07

Clip-on labelling system

The clip-on labelling system provides a quick and clear overview of your wine store. The labelled cards can be easily inserted into the clips which can be attached as required.

5 pieces	9086 709
----------	----------



08

Stainless steel cleaner

The stainless steel cleaner reliably and gently removes fingerprints, streaks, and stains from stainless steel surfaces. It cleans quickly, without streaking, and also prevents the subsequent accumulation of stubborn dirt (do not use on SmartSteel).

250 ml es-models (stainless steel without SmartSteel)	8409 022
---	----------



09

Stainless steel polish

For polishing stainless steel surfaces after they have been cleaned (do not use on SmartSteel).

50 ml es-models	8409 028	250 ml es-models	8409 030
-----------------	----------	------------------	----------



10

Waterfilter

Replacement for the integrated water filter. Provides perfect water quality every time in appliances with an IceMaker and IceCenter. The electronic control unit indicates when the water filter needs to be replaced.

ECBN	7440 002
------	----------

