



## LAUNDRY COLLECTION



[hotpoint.co.uk](http://hotpoint.co.uk)

## OUR BRAND



1

HOTPOINT LOVES HOME, IN ALL ITS VARIOUS TYPES & SIZES. IT'S A PLACE FOR RELAXATION, TO ENTERTAIN, TO NURTURE AND BRING UP THE FAMILY. A PLACE TO LIVE YOUR LIFE AND AN EXPRESSION OF WHO YOU ARE.

Quite simply, our mission for over 100 years has been to make your life at home easier. So whatever your need, Hotpoint has developed a product for you.

A range of products, that always deliver outstanding performance, with the latest intelligent technology and functional stylish design.

WE MAKE IT OUR JOB TO UNDERSTAND THE DEMANDS OF THE MODERN HOME, ESPECIALLY THE KITCHEN

You inspire, our ideas for your home.

Back at Hotpoint HQ, a talented group of people put thousands of hours into research, development and testing to create every product so it exceeds your expectations.



2

THE TECHNOLOGY IN OUR PRODUCTS IS GROUND BREAKING, AND WE CONTINUOUSLY CHANGE AND IMPROVE TO KEEP PACE WITH YOU

Our HD technologies, run across our laundry, refrigeration, cooking, dishwashing, food preparation, floor care & garment care. This uses intelligent technology, to give you even better performance and guarantee excellent results.



3

### SINCE 1911 HOTPOINT HAS BEEN PART OF THE FABRIC OF BRITAIN

Today, 2 in 3 households have at least one Hotpoint product, we make over 800,000 products each year from our factory near Bristol, and employ over 2,000 people across the UK.

4

### WE HAVE THE TOTAL KITCHEN COVERED

Only Hotpoint has a complete choice to suit every need and taste. From small to large appliances, freestanding or integrated, from stainless steel to black, or crisp white. From space saving slimline models for a flat or first home, to large family-size appliances.



reevoo

5

### YOUR TRUST IS HARD EARNED

Hotpoint is the most trusted appliance brand in the UK, and we always work hard to keep this. With 40,000 independent consumer reviews, more than any other appliance brand, and an average score of 9 out of 10 – don't take our word for it, see what other Hotpoint owners think.

6

### WE WANT TO HELP YOU MAKE A CHANGE FOR THE BETTER

Technology and energy usage has moved on massively in the last 10 years, but although we change our phones & TVs – we hang on to old inefficient appliances. So take a look at the latest range of Hotpoint Eco Tech appliances which combine low energy & usage, with high performance.



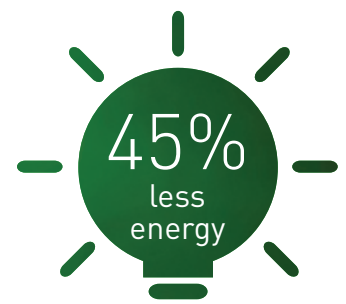
# CHANGE

for the better

TECHNOLOGY AND ENERGY USAGE HAS MOVED ON MASSIVELY IN THE LAST 10 YEARS, BUT ALTHOUGH WE FREQUENTLY CHANGE OUR PHONES AND TVS WE HANG ON TO OLD INEFFICIENT APPLIANCES.

Keeping our homes performing efficiently not only saves us money in the long run but it can also enhance our lives by utilising the latest advances in technology.

From ditching the dishcloth and gaining 10 days of your life back with a dishwasher, to keeping food first day fresh for up to 9 days, Hotpoint appliances are packed with features to deliver outstanding performance that quietly helps you every day of the year.



## SUPERIOR CLEANING AND HYGIENE AND GET 10 DAYS OF YOUR LIFE BACK

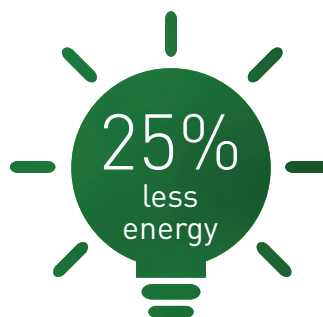
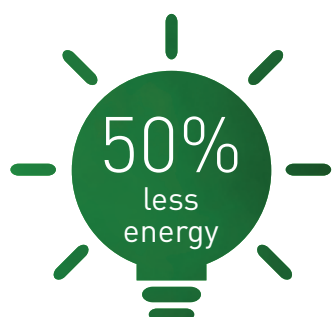
Hotpoint dishwashers have an array of features to free you from the sink to give you 10 days of your life back:

- Zone Wash technology is 30% more effective at removing stubborn dirt
- More hygienic than washing by hand
- Use up to 5 times less energy and water than hand washing the same load with A+++ energy ratings and as little as 7 litres water usage per wash

## ENERGY EFFICIENCY & ULTIMATE CLOTHES CARE

Hotpoint tumble dryers are not only energy efficient but feature advanced drying technology that gives ultimate care for your clothes:

- Heat pump technology delivers the most efficient energy usage with an A+ energy rating - 45% more efficient than a B rated model
- Sensor drying protects fabrics and ensures no wasted energy by automatically switching off the cycle when it senses the load is dry
- Keep colours vibrant and fabrics in perfect condition with Soft Dry Technology



## KEEP YOUR FOOD FRESHER FOR LONGER, AND HALVE YOUR ENERGY BILLS

Switching to a new Hotpoint fridge freezer could save up to £150 in energy costs over the lifetime of the appliance.\*

- More energy efficient than ever with up to A++ energy ratings
- A typical UK family of 4 wastes an average of £60 a month in food – new Active Oxygen technology keeps food first day fresh for up to 9 days, reducing food wastage

\* based on equivalent size 10 year old model

## FIRST FOR STAIN REMOVAL

Hotpoint's washing machine range host intelligent features designed to ensure outstanding cleaning performance and make your life easier:

- Anti-stain technology removes 20 stubborn, everyday stain in one wash, without the need to pre-wash
- Hotpoint washing machines have up to A+++ -10% energy ratings, to save you up to 40% more in energy versus an A rated machine
- Our clever no-heat Eco Cycles save 50-70% in energy versus a standard cycle, and still ensure excellent results

## ENJOY PERFECT COOKING RESULTS AND SAVE ENERGY

Our cooking technologies ensure superior cooking results whilst saving energy and time:

- Cook on 4 shelves at once with Openspace ovens, or create a double oven by simply inserting the insulated divider to create two independent cooking zones
- Openspace saves up to 25% in energy and 40% in heating up time versus a conventional oven
- Cook the perfect roast, bread and cakes with Hotpoint's Intelligent Cooking programmes that automatically set the time and temperature and optimise oven elements accordingly

## THE HOTPOINT RANGE

### AWARD WINNING DESIGN

We understand you want your appliances to be stylish as well as high performers. That's why we work with internationally renowned product designer Makio Hasuike. From his studio in Milan he has developed iconic products like our Aqualtis laundry range, beautiful built-in collections and has now turned his attention to our new range of innovative HD Line of small appliances.



## HOTPOINT LOVES HOME

WE MAKE IT OUR JOB TO UNDERSTAND THE DEMANDS OF THE MODERN HOME, ESPECIALLY THE KITCHEN.

The technology in our products is ground breaking, and we continuously change and improve to keep pace with you. Our HD technologies, run across our laundry, refrigeration, cooking, dishwashing, food preparation, floor care and garment care. This uses intelligent technology, to give you even better performance and guarantee excellent results.



## STYLE & COLOUR

Style is important to us, but that's just part of the story; ergonomic design is at the forefront of everything we do. Our products not only look good, they are in tune with you and your lifestyle.

Only Hotpoint can offer full collections of appliances in 5 main colour palettes:



## BUILT-IN APPLIANCES

Thinking about updating the kitchen? Take a look at our built-in collection. From stylish ovens, hobs and hoods available in a range of stunning finishes, to fully integrated dishwashing, refrigeration and laundry models that make the most of your chosen kitchen design. With HD technologies that ensures their performance matches up to their great looks.



## FREESTANDING APPLIANCES

Hotpoint's range of freestanding appliances covers cooking, dishwashing, refrigeration and laundry, each featuring unique technologies designed to make your life a little easier.



## SMALL APPLIANCES

Introducing HD Line from Hotpoint, the new collection of small appliances, from food and drink preparation, microwaves and floor care to ironing and coffee machines developed in association with illy coffee.

Available in a range of colours, including our exclusive brushed stainless steel, you can get a completely co-ordinated look to match the rest of your kitchen.





## HIGH DEFINITION WASHING

HOTPOINT'S WASHING MACHINE RANGE HOSTS INTELLIGENT FEATURES DESIGNED TO ENSURE OUTSTANDING CLEANING PERFORMANCE TO MAKE YOUR LIFE EASIER.



## COLOUR CARE DISCOVER LONGER LASTING COLOUR

A world first from Hotpoint, Aqualtis washing machines feature innovative Hydro Thermal Technology, which maintains a precise temperature inside the drum, so that clothes keep their original colour and brightness wash after wash.



## ANTI-ALLERGY ALLERGY UK APPROVED TO CARE FOR SENSITIVE SKIN

Awarded the Allergy UK Seal of Approval, our anti-allergy programme uses a combination of high temperature technology and extra rinses to neutralise and remove 99.9% of major allergens, including dust mites and pollen. Anti-allergy drying cycles are also featured on our tumble dryer range.



## ANTI-STAIN TECHNOLOGY REMOVES 20 STUBBORN, EVERYDAY STAINS IN ONE WASH, WITHOUT PRE-SOAKING

A unique technology tackles the most stubborn stains by cleverly managing detergent activation, drum rotation and precise temperature, so that even the toughest stains just disappear. Anti-stain Quick takes this to the next level removing 16 stains in just one hour on our Ultima S-Line models.



## SUPER SILENT SO QUIET YOU'LL HARDLY NOTICE IT WORKING

Special sound insulating panels and an advanced brushless motor reduce noise levels dramatically, so you won't be disturbed.



## STEAM TECHNOLOGY FOR FRESHER, CLEANER CLOTHES

Choose from two special steam cycles. Steam Refresh is a short 20 minute cycle that removes odours and smells to freshen up clothes that have only been worn for a few hours. Steam Hygiene adds an extra period of steam at the end of a full wash cycle for a deep intensive clean.



## GREENEST EVER

With energy levels as low as A+++ -10% - this model is 10% more efficient than the top energy rating class.





### HIGH DEFINITION DRYING

THE SOFT TOUCH IN DRYING, HOTPOINT TUMBLE DRYERS FEATURE UNIQUE TECHNOLOGIES THAT PROTECT FIBRES AND COLOURS WHILST MINIMISING ENERGY USAGE.



### SOFTDRY TECHNOLOGY THE ULTIMATE PROTECTION FOR YOUR CLOTHES AND COLOURS

The unique design of the Soft Motion motor on our Ultima tumble dryers, which operates at variable speeds, gives precise control of new sophisticated drying cycles to take the utmost care of fibres and maintain long-lasting colours.



### SENSOR DRYING TAILORED CYCLES FOR ALL YOUR LAUNDRY

Up to 7 automatic drying levels and various programme combinations ensure maximum protection for all your clothes with the perfect drying cycle.



### HEAT PUMP TECHNOLOGY OUTSTANDING ENERGY EFFICIENCY

The Heat Pump technology on our tumble dryers delivers the most efficient energy usage with an A+ energy rating which saves over 45% energy compared to a B rated tumble dryer.



### WOOLMARK GOLD DELICATE DRYING WITH THE WOOLMARK\* SEAL OF APPROVAL

A drying cycle specially designed to gently dry your woollens using our innovative, variable speed Soft Motion motor. The cycle has been awarded Woolmark Gold approval by the world's leading authority on wool products.

\*In the UK and Eire the Woolmark is a Certification Trade Mark



# WASHING MACHINES

## COMPARE OUR RANGES

### FIRST EDITION

Everyday essentials



### AQUARIUS

Features that make a difference



Anti-Stain  
Anti-Allergy  
Woolmark Platinum

### experience eco

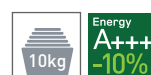
Energy savings to last a lifetime



Super Silent  
iScreen  
Eco Cycles  
Super Wash Anti-Stain

### ULTIMA

Intelligent technology, ultimate performance



Steam Technology  
Anti-Stain Quick  
Super Silent  
iScreen  
Anti-Stain  
Anti-Allergy  
Woolmark Platinum

### AQUALTIS

Total care for your clothes



Colour Care  
Steam Technology  
Titanium Protection  
Super Silent  
Anti-Allergy  
Woolmark Platinum  
Easy Load Tilted Drum  
Concealed Dispenser  
Large 11kg Capacity

**THE TECHNOLOGY IN OUR PRODUCTS IS GROUND BREAKING,  
AND WE CONTINUOUSLY CHANGE AND IMPROVE TO KEEP PACE WITH YOU**

Our HD technologies, run across our laundry, refrigeration, cooking, dishwashing, food preparation, floor care & garment care. This uses intelligent technology, to give you even better performance and guarantee excellent results.



### Colour Care Technology

#### Discover longer lasting colour

Hydro-thermal technology maintains a precise temperature inside the drum, so your clothes maintain their original colour and brightness wash after wash. With 3 specific cycles for whites, coloureds & darks you're assured outstanding cleaning results.



### Steam Technology

#### Use the power of steam for fresher, cleaner clothes

Choose from two special steam cycles. Steam Refresh is a short 20 minute cycle that removes odours and smells to freshen up clothes that have only been worn for a few hours. Steam Hygiene adds an extra period of steam at the end of a full wash cycle for a deep intensive clean.



### Anti Stain Technology

#### First for stain removal

Removes 20 of the most stubborn everyday stains in one wash without pre-soaking. By cleverly managing detergent, water, drum rotation and temperature.



### Anti Stain Quick

#### Stubborn stains gone in just one hour

A unique technology that tackles 16 of the most stubborn stains in just 60 minutes by cleverly managing detergent, water, drum rotation and temperature.



### Anti Allergy

#### Allergy UK approved to care for sensitive skin

Awarded the Allergy UK Seal of Approval, our anti-allergy programme uses a combination of high temperature technology and extra rinses to neutralise and remove 99.9% of major allergens, including dust mites and pollen.



### Woolmark Platinum

#### Certified soft and gentle care for woollens

A delicate wash programme that keeps your woollens as good as new. It uses an extra gentle drum action and low spin speeds to stop clothes rubbing together and keep them looking beautiful for longer. (In the UK and Ireland the Woolmark is a Certification Trade Mark)



### Super Silent Motor

#### So quiet, you'll hardly notice it working

Our advanced brushless motor reduce noise levels dramatically, so you won't be disturbed.



### A+++ -10% Energy Rating

#### Our greenest ever washing machine

Our most energy efficient machine yet, which uses even less energy to run and doesn't compromise on performance.



### i-Screen

#### See everything on screen for ultimate control

A clear 8cm screen that shows you what programme you've selected, where you are in the cycle and how much time is left.



### Digital Display

#### For complete programme control, at a glance

Select your wash programmes with this clear, easy to use digital display.



### Eco Cycles

#### Great cleaning performance with no wasted energy

Save up to 70% in energy with our Eco Cycles/Eco Wash function, specially programmed for great results on the Cottons, Synthetics and Fast Wash cycles, without wasting heat and energy.

## WASHING MACHINES

**Hotpoint**

### AQ113DA 697E

11.0Kg Aqualtis Washing Machine

**AQUALTIS**



**Colour Care Technology**

Discover longer lasting colour



**Colour Care Technology**

**Steam Technology**

**Anti Allergy**

Woolmark Platinum

Super Silent Motor

Eco Cycles

24 Hr Delay Timer

Bed & Bath Cycle

Duvet Cycle

My Cycle Memory Programme

Delicates Cycle

i-Screen

1600rpm Spin Speed

Dimensions:

H 850 x W 595 x D 616 (mm)

Colour:

White with Tungsten Door



### AQ113F 497 I

11.0Kg Aqualtis Washing Machine

**AQUALTIS**



**Steam Technology**

Use the power of steam for fresher, cleaner clothes



**Colour Care Technology**

**Steam Technology**

**Anti Allergy**

Woolmark Platinum

Super Silent Motor

Eco Cycles

24 Hr Delay Timer

Bed & Bath Cycle

Duvet Cycle

Delicates Cycle

Fast Wash

Digital Display

1400rpm Spin Speed

Dimensions:

H 850 x W 595 x D 616 (mm)

Colour:

White with Ice Door

**Also Available:**

AQ113F 497E 1400rpm

White with Tungsten Door



### AQ113L 297E

11.0Kg Aqualtis Washing Machine

**AQUALTIS**



**11.0Kg Capacity**

Largest capacity for fewer wash loads



**Colour Care Technology**

**Steam Technology**

**Anti Allergy**

Woolmark Platinum

Super Silent Motor

Eco Cycles

24 Hr Delay Timer

Bed & Bath Cycle

Duvet Cycle

Delicates Cycle

Fast Wash

Child Lock

1200rpm Spin Speed

Dimensions:

H 850 x W 595 x D 616 (mm)

Colour:

White with Tungsten Door

**Also Available:**

AQ113L 297I 1200rpm White

with Ice Door



## WASHING MACHINES

**Hotpoint**

### SWMD 10647 C P

10.0Kg Ultima S-Line Washing Machine

**ULTIMA**



**A+++ -10% Energy Rating**



**Our greenest ever**  
washing machine

**Steam Technology**  
**Anti Stain Technology**  
**Anti Stain Quick**  
Anti Allergy  
Woolmark Platinum  
Super Silent Motor  
Eco Cycles  
24 Hr Delay Timer  
My Cycle Memory Programme  
Delicates Cycle  
Fast Wash  
i-Screen  
1600rpm Spin Speed

**Dimensions:**  
H 850 x W 595 x D 605 (mm)  
**Colour:**  
Polar White



### SWMD 10637 XR

10.0Kg Ultima S-Line Washing Machine

**ULTIMA**



**Steam Technology**



**Use the power of steam**  
for fresher, cleaner clothes

**Steam Technology**  
**Anti Stain Technology**  
**Anti Stain Quick**  
Anti Allergy  
Woolmark Platinum  
Super Silent Motor  
Eco Cycles  
24 Hr Delay Timer  
My Cycle Memory Programme  
Delicates Cycle  
Fast Wash  
i-Screen  
1600rpm Spin Speed

**Dimensions:**  
H 850 x W 595 x D 605 (mm)  
**Colour:**  
Polar White with Steel Door  
**Also Available:**  
SWMD 10637 P 1600rpm  
Polar White  
SWMD 10437 XR 1400rpm  
Polar White with Steel Door  
SWMD 10437 K 1400rpm  
Black  
SWMD 10437 P 1400rpm  
Polar White



### SWMD 9637 G

9.0Kg Ultima S-Line Washing Machine

**ULTIMA**



**Anti Stain Quick**



**Stubborn stains gone**  
in just one hour

**Steam Technology**  
**Anti Stain Technology**  
**Anti Stain Quick**  
Anti Allergy  
Woolmark Platinum  
Super Silent Motor  
Eco Cycles  
24 Hr Delay Timer  
My Cycle Memory Programme  
Delicates Cycle  
Fast Wash  
i-Screen  
1600rpm Spin Speed

**Dimensions:**  
H 850 x W 595 x D 605 (mm)  
**Colour:**  
Graphite  
**Also Available:**  
SWMD 9637 XR 1600rpm  
Polar White with Steel Door  
SWMD 9437 XR 1400rpm  
Polar White with Steel Door  
SWMD 9437 K 1400rpm  
Black  
SWMD 9437 G 1400rpm  
Graphite  
SWMD 9437 P 1400rpm  
Polar White



Discover more at [www.hotpoint.co.uk](http://www.hotpoint.co.uk)

## WASHING MACHINES

**Hotpoint**

### SWMD 8437 P

8.0kg Ultima S-Line Washing Machine

**ULTIMA**



**Super Silent Motor**



**So quiet, you'll**  
hardly notice it working

**Steam Technology**  
**Anti Stain Technology**  
**Anti Stain Quick**  
Anti Allergy  
Woolmark Platinum  
Super Silent Motor  
Eco Cycles  
24 Hr Delay Timer  
My Cycle Memory Programme  
Delicates Cycle  
Fast Wash  
i-Screen  
1400rpm Spin Speed

**Dimensions:**  
H 850 x W 595 x D 605 (mm)  
**Colour:**  
Polar White  
**Also Available:**  
SWMD 8437 XR 1400rpm  
Polar White with Steel Door  
SWMD 8237 P 1200rpm  
Polar White



### HULT 963 P

9.0Kg Experience Eco Washing Machine

experience  
**eco**



**i-Screen**



**See everything on screen**  
for ultimate control

**Hotpoint**  
inStore

exclusive

**Super Silent Motor**  
**Super Wash**  
**Eco Cycles**  
24 Hr Delay Timer  
Bed & Bath Cycle  
My Cycle Memory Programme  
Delicates Cycle  
Fast Wash  
Extra Rinse  
Reduced Creases  
Variable Temperature & Spin  
i-Screen  
1600rpm Spin Speed

**Dimensions:**  
H 850 x W 595 x D 599 (mm)  
**Colour:**  
Polar White



### HULT 943 K

9.0Kg Experience Eco Washing Machine

experience  
**eco**



**Super Wash**



**Add more power**  
to your washing cycles

**Super Silent Motor**  
**Super Wash**  
**Eco Cycles**  
24 Hr Delay Timer  
Bed & Bath Cycle  
My Cycle Memory Programme  
Delicates Cycle  
Fast Wash  
Extra Rinse  
Reduced Creases  
Variable Temperature & Spin  
i-Screen  
1400rpm Spin Speed

**Dimensions:**  
H 850 x W 595 x D 599 (mm)  
**Colour:**  
Black  
**Also Available:**  
HULT 943 P 1400rpm Polar White  
HULT 943 G 1400rpm Graphite  
HULT 923 P 1200rpm Polar White



## WASHING MACHINES

**Hotpoint**

### HULT 843 G

8.0kg Experience Eco Washing Machine

experience  
**eco**



**Eco Cycles**

**Great cleaning performance**  
with no wasted energy



**Super Silent Motor**

**Super Wash**

**Eco Cycles**

24 Hr Delay Timer  
Bed & Bath Cycle  
My Cycle Memory Programme  
Delicates Cycle  
Fast Wash  
Extra Rinse  
Reduced Creases  
Variable Temperature & Spin  
i-Screen  
1400rpm Spin Speed

Dimensions:

H 850 x W 595 x D 599 (mm)

Colour:

Graphite



### HULT 763 P

7.0Kg Experience Eco Washing Machine

experience  
**eco**



**Super Silent Motor**

**So quiet, you'll**  
hardly notice it working



**Super Silent Motor**

**Super Wash**

**Eco Cycles**

24 Hr Delay Timer  
Bed & Bath Cycle  
My Cycle Memory Programme  
Delicates Cycle  
Fast Wash  
Extra Rinse  
Reduced Creases  
Variable Temperature & Spin  
i-Screen  
1600rpm Spin Speed

Dimensions:

H 850 x W 595 x D 534 (mm)

Colour:

Polar White

**Also Available:**

HULT 742 P 1400rpm Polar

White

HULT 742 G 1400rpm

Graphite

HULT 742 K 1400rpm Black



### WMEF742P

7.0Kg Experience Eco Washing Machine

experience  
**eco**



**Anti Stain Technology**

**First for stain removal**



**Anti Stain Technology**

**Anti Allergy**

**Woolmark Platinum**

Super Wash  
Eco Cycles  
24 Hr Delay Timer  
Delicates Cycle  
Fast Wash  
Wash Intensity Selector  
Time Saver  
Extra Rinse  
Digital Display  
1400rpm Spin Speed

Dimensions:

H 850 x W 595 x D 540 (mm)

Colour:

Polar White

**Hotpoint**  
inStore

**exclusive**



Discover more at [www.hotpoint.co.uk](http://www.hotpoint.co.uk)

## WASHING MACHINES

**Hotpoint**

### WMAQL 721 A

7.0Kg Aquarius Washing Machine

### AQUARIUS



**Anti Stain Technology**

First for stain removal



exclusive



**Anti Stain Technology**

**Anti Allergy**

**Woolmark Platinum**

Bed & Bath Cycle

Delicates Cycle

Time Saver

Extra Rinse

Easy Iron

Variable Temperature & Spin

Auto Clean Cycle

1200rpm Spin Speed

Dimensions:

H 850 x W 595 x D 540 (mm)

Colour:

Classic Cream

**Also Available:**

WMAQL 741 P 1400rpm

Polar White

WMAQL 741 G 1400rpm

Graphite

WMAQL 721 P 1200rpm

Polar White



### WMAQL 641 P

6.0kg Aquarius Washing Machine

### AQUARIUS



**Anti Allergy**

Allergy UK approved to care for sensitive skin



**Anti Stain Technology**

**Anti Allergy**

**Woolmark Platinum**

Bed & Bath Cycle

Delicates Cycle

Time Saver

Extra Rinse

Easy Iron

Variable Temperature & Spin

Auto Clean Cycle

1400rpm Spin Speed

Dimensions:

H 850 x W 595 x D 540 (mm)

Colour:

Polar White

**Also Available:**

WMAQL 641 G 1400rpm

Graphite

WMAQL 621 P 1200rpm

Polar White

WMAQL 621 G 1200rpm

Graphite



### HFEL 521 P

5.0kg First Edition Washing Machine

### FIRST EDITION



**Super Wash**

Add more power to your washing cycles



**Super Wash**

**Extra Rinse**

**Reduced Creases**

Variable Temperature & Spin

1200rpm Spin Speed

Dimensions:

H 850 x W 595 x D 419 (mm)

Colour:

Polar White

**Also Available:**

HFEL 501 P 1000rpm Polar White



## WASHING MACHINES

**Hotpoint**

### WTL 721 P

7.0kg Top Loader Washing Machine



**Eco Cycles**

**Great cleaning performance**  
with no wasted energy



**Woolmark Platinum**

**Super Wash**

**Eco Cycles**

Delay Timer

Fast Wash

Extra Rinse

Reduced Creases

Variable Temperature & Spin

1200rpm Spin Speed

**Dimensions:**

H 850 x W 400 x D 600 (mm)

**Colour:**

Polar White



### BHWMED149

7.0kg Built-In Washing Machine



**i-Screen**

**See everything on screen**  
for ultimate control



**Anti Stain Technology**

**Anti Allergy**

**Woolmark Platinum**

Super Wash

Eco Cycles

24 Hr Delay Timer

My Cycle Memory Programme

Delicates Cycle

Fast Wash

Time Saver

Extra Rinse

i-Screen

1400rpm Spin Speed

**Dimensions:**

H 820 x W 595 x D 545 (mm)

**Colour:**

Cabinetry Door required



### BHWM 129/2

7.0kg Built-In Washing Machine



**Anti Allergy**

**Allergy UK approved to**  
care for sensitive skin



**Anti Allergy**

**Woolmark Platinum**

**Super Wash**

Eco Cycles

Delicates Cycle

Fast Wash

Extra Rinse

Reduced Creases

Variable Temperature & Spin

Child Lock

1200rpm Spin Speed

**Dimensions:**

H 820 x W 595 x D 550 (mm)

**Colour:**

Cabinetry Door required

**Also Available:**

BHWM 149/2 1400rpm

Cabinetry Door required



Discover more at [www.hotpoint.co.uk](http://www.hotpoint.co.uk)

# WASHER DRYERS

## COMPARE OUR RANGES

### AQUARIUS

Features that make  
a difference



Woolmark Platinum

Super Silent

Super Wash

Eco Cycles

Sensor Dry - 3 Level

### AQUARIUS<sup>+</sup>

Extra features for your convenience



Anti-Stain

Anti-Allergy

Woolmark Platinum

Super Silent

Eco Cycles

Ready to Wear 45 Minute Cycle

Sensor Dry - 4 level

### ULTIMA

Intelligent technology,  
ultimate performance



Steam Technology

Anti-Stain Quick

iScreen

Anti-Stain

Anti-Allergy

Woolmark Platinum

Super Silent

Eco Cycles

Ready to Wear 45 Minute Cycle

Sensor Dry - 4 level

**THE TECHNOLOGY IN OUR PRODUCTS IS GROUND BREAKING,  
AND WE CONTINUOUSLY CHANGE AND IMPROVE TO KEEP PACE WITH YOU**

Our HD technologies, run across our laundry, refrigeration, cooking, dishwashing, food preparation, floor care & garment care. This uses intelligent technology, to give you even better performance and guarantee excellent results.

Discover more at [www.hotpoint.co.uk](http://www.hotpoint.co.uk)



## Steam Technology

Use the power of steam for fresher, cleaner clothes

Choose from two special steam cycles. Steam Refresh is a short 20 minute cycle that removes odours and smells to freshen up clothes that have only been worn for a few hours. Steam Hygiene adds an extra period of steam at the end of a full wash cycle for a deep intensive clean.



## Anti Stain Technology

First for stain removal

Removes 20 of the most stubborn everyday stains in one wash without pre-soaking. By cleverly managing detergent, water, drum rotation and temperature.



## Anti Stain Quick

Stubborn stains gone in just one hour

A unique technology that tackles 16 of the most stubborn stains in just 60 minutes by cleverly managing detergent, water, drum rotation and temperature.



## Anti Allergy

Allergy UK approved to care for sensitive skin

Awarded the Allergy UK Seal of Approval, our anti-allergy programme uses a combination of high temperature technology and extra rinses to neutralise and remove 99.9% of major allergens, including dust mites and pollen.



## Woolmark Platinum

Certified soft and gentle care for woollens

A delicate wash programme that keeps your woollens as good as new. It uses an extra gentle drum action and low spin speeds to stop clothes rubbing together and keep them looking beautiful for longer. (In the UK and Ireland the Woolmark is a Certification Trade Mark)



## Super Silent Motor

So quiet, you'll hardly notice it working

Our advanced brushless motor reduce noise levels dramatically, so you won't be disturbed.



## Super Wash

Add more power to your washing cycles

Gives you maximum wash flexibility and great cleaning performance by combining an intensive super wash function with other wash cycles.



## Eco Cycles

Great cleaning performance with no wasted energy

Save up to 70% in energy with our Eco Cycles/Eco Wash function, specially programmed for great results on the Cottons, Synthetics and Fast Wash cycles, without wasting heat and energy.



## A-10% Energy Rating

Our greenest ever washer dryer

Our most energy efficient machine yet, which uses 10% less energy than an A rated model and doesn't compromise on performance.



## i-Screen

See everything on screen for ultimate control

A clear 8cm screen that shows you what programme you've selected, where you are in the cycle and how much time is left.



## Digital Display

For complete programme control, at a glance

Select your wash programmes with this clear, easy to use digital display.

## WASHER DRYERS

**Hotpoint**

### SWD 107617 C

10 + 7 kg Ultima Washer Dryer

## ULTIMA



**A-10% Energy Rating**

**Our greenest ever**  
washer dryer

**Load capacity**  
**10+7kg**



**Steam Technology**  
**Anti Stain Technology**  
**Anti Stain Quick**  
Anti Allergy  
Woolmark Platinum  
Super Silent Motor  
Eco Cycles  
Sensor Drying - 4 Levels  
Fast Wash  
24 Hr Delay Timer  
Ready to Wear Wash&Dry 45  
i-Screen  
1600rpm Spin Speed

**Dimensions:**  
H 850 x W 595 x D 605 (mm)  
**Colour:**  
Polar White



### WDUD 9640K

9 + 6 kg Ultima Washer Dryer

## ULTIMA



**i-Screen**

**See everything on screen**  
for ultimate control

**Wash and dry load**  
**9+6kg**



**Anti Stain Technology**  
**Anti Allergy**  
**Woolmark Platinum**  
Super Silent Motor  
Eco Cycles  
Sensor Drying - 4 Levels  
Fast Wash  
24 Hr Delay Timer  
Ready to Wear Wash&Dry 45  
Wool Dry Cycle  
My Cycle Memory Programme  
i-Screen  
1400rpm Spin Speed

**Dimensions:**  
H 850 x W 595 x D 605 (mm)  
**Colour:**  
Black  
**Also Available:**  
WDUD 9640G 1400rpm Graphite  
WDUD 9640P 1400rpm Polar White



### WDPG 8640G

8 + 6 kg Aquarius+ Washer Dryer

## AQUARIUS



**Anti Stain Technology**

**First for stain removal**

**Wash and dry load**  
**8+6kg**



**Anti Stain Technology**  
**Anti Allergy**  
**Woolmark Platinum**  
Super Silent Motor  
Eco Cycles  
Sensor Drying - 4 Levels  
Fast Wash  
24 Hr Delay Timer  
Ready to Wear Wash&Dry 45  
Wool Dry Cycle  
Delicates Cycle  
Digital Display  
1400rpm Spin Speed

**Dimensions:**  
H 850 x W 595 x D 605 (mm)  
**Colour:**  
Graphite  
**Also Available:**  
WDPG 8640X 1400rpm Stainless Steel  
WDPG 8640K 1400rpm Black  
WDPG 8640P 1400rpm Polar White



## WASHER DRYERS

**Hotpoint**

### WDD 750 P

7 + 5 kg Aquarius Washer Dryer

### AQUARIUS



**i-Screen**

See everything on screen  
for ultimate control



exclusive

Load capacity  
**7+5 kg**



**Super Wash**

**Sensor Drying - 3 Levels**

**24 Hr Delay Timer**

Ready to Wear Wash&Dry 60

Wool Dry Cycle

My Cycle Memory Programme

Delicates Cycle

Time Saver

Variable Temperature & Spin

Child Lock

i-Screen

1400rpm Spin Speed

Dimensions:

H 850 x W 595 x D 534 (mm)

Colour:

Polar White



### WDL 756 P

7 + 5 kg Aquarius Washer Dryer

### AQUARIUS



**Sensor Drying**

Set and forget for perfect  
drying and clothes

Load capacity  
**7+5 kg**



**Woolmark Platinum**

**Super Wash**

**Sensor Drying - 3 Levels**

Fast Wash

Ready to Wear Wash&Dry 60

Wool Dry Cycle

Delicates Cycle

Variable Temperature & Spin

1600rpm Spin Speed

Dimensions:

H 850 x W 595 x D 534 (mm)

Colour:

Polar White

**Also Available:**

WDL 5290 P 1200rpm Polar White



### BHWD 149/1

7 + 5 kg Built-In Washer Dryer



**Woolmark Platinum**

Certified soft and gentle  
care for woollens

Load capacity  
**7+5 kg**



**Woolmark Platinum**

**Super Silent Motor**

**Super Wash**

Eco Cycles

Sensor Drying - 3 Levels

Fast Wash

Ready to Wear Wash&Dry 60

Wool Dry Cycle

Delicates Cycle

Variable Temperature

1400rpm Spin Speed

Dimensions:

H 820 x W 595 x D 550 (mm)

Colour:

Cabinetry Door Required

**Also Available:**

BHWD 129/1 1200rpm

Cabinetry Door Required



Discover more at [www.hotpoint.co.uk](http://www.hotpoint.co.uk)

# TUMBLE DRYERS

## COMPARE OUR RANGES

### FIRST EDITION

Everyday essentials



### AQUARIUS

Features that make a difference



Fibre Care
Sensor Dry - 3 Level
Anti-ageing Technology
Large Capacity Water Bottle
Purse Filter

### experience eco

Energy savings to last a lifetime



iScreen
Fibre Protect Plus
Sensor Dry - 7 Level
Eco Cycles
Anti-Allergy
Anti-Ageing Technology
Large Capacity Water Bottle
Purse Filter

### ULTIMA

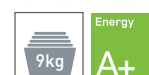
Intelligent technology, ultimate performance



Soft Motion Motor
Woolmark Gold
iScreen
Fibre Protect Plus
Sensor Dry - 7 Level
Anti-Allergy
Anti-Ageing Technology
Large Capacity Water Bottle
Purse Filter

### AQUALTIS

Total care for your clothes



Heat Pump Technology
Soft Dry Technology
Soft Motion Motor
Woolmark Gold
Fibre Protect Plus
Sensor Dry - 7 Level
Anti-Allergy
Anti-Ageing Technology
Purse Filter
Easy Load Tilted Drum

**THE TECHNOLOGY IN OUR PRODUCTS IS GROUND BREAKING,  
AND WE CONTINUOUSLY CHANGE AND IMPROVE TO KEEP PACE WITH YOU**

Our HD technologies, run across our laundry, refrigeration, cooking, dishwashing, food preparation, floor care & garment care. This uses intelligent technology, to give you even better performance and guarantee excellent results.

Discover more at [www.hotpoint.co.uk](http://www.hotpoint.co.uk)



## Soft Dry Technology

**Ultimate protection for your clothes and colours**

Innovative Soft Dry technology uses a heat pump and our Soft Motion motor, which runs at variable speeds for precise control of the drying cycles, to give the upmost care to your clothes.



## Soft Motion Motor

**A motor that's soft on drying, soft on your clothes**

Innovative technology that protects your fabrics and keeps colours from fading using our Soft Motion motor, which runs at variable speeds for precise control of the drying cycle.



## Woolmark Gold

**Delicate drying with the Woolmark seal of approval**

Our drying cycle specially designed to gently dry your woollens using our innovative, variable speed Soft Motion motor. Awarded the Woolmark Gold approval by the world's leading authority on wool products. Ideal for drying clothes with 'hand wash' labels.



## Fibre Protect +

**Complete care for all your laundry**

A range of programmes specially designed to dry a wide variety of fabrics so your laundry is kept looking great and in tip top condition.



## Fibre Care

**Complete care for your delicates**

At the touch of a button, our Fibre Care option automatically selects a lower temperature setting designed to protect more delicate fabrics so your clothes are kept looking great.



## Sensor Drying

**Set and forget for perfect drying and clothes**

Our 'set and forget' drying system uses sensors to monitor moisture and temperature levels inside the dryer and automatically stop when it reaches the chosen level of dryness. Models available with 3, 5 or 7 sensor levels to save energy and keep your clothes in tip top condition.



## Eco Performance Cycles

**Reduce energy usage by up to 50%**

Use the Eco cycles to minimise your energy use whilst still delivering outstanding drying results.



## Anti Allergy

**Allergy UK approved to care for sensitive skin**

Our anti-allergy programme uses high temperature control technology to remove 99.9% of major allergens, including dust mites, fungi, bacteria and pollen to help protect families with sensitive skin.



## Anti Ageing

**Lift your clothes on a cushion of air**

Our innovative wave design drum and lifters make sure your clothes are gently floating on a cushion of air to keep their natural softness and colour.



## i-Screen

**See everything on screen for ultimate control**

A clear 8cm screen that shows you what programme you've selected, where you are in the cycle and how much time is left.



## Digital Display

**For complete programme control, at a glance**

Select your drying cycle with this clear, easy to use digital display.

## TUMBLE DRYERS

**Hotpoint**

### AQC9 4F7 E1M

9kg Aqualtis Heat Pump Tumble Dryer

**AQUALTIS**



**Soft Dry Technology**

Ultimate protection for your clothes and colours



**Soft Dry Technology**

**Soft Motion Motor**

**Woolmark Gold**

Fibre Protect +

Sensor Drying - 7 Levels

Anti Allergy

Anti Ageing

Large Capacity Water Bottle

Anti-Tangling Technology

Purse Filter

High & Low Heat Setting

Delay Timer

Digital Display

Dimensions:

H 850 x W 595 x D 630 (mm)

Colour:

White with Tungsten Door



### AQC9 BF7 I1

9kg Aqualtis Condenser Tumble Dryer

**AQUALTIS**



**Soft Motion Motor**

A motor that's soft on drying, soft on your clothes



**Soft Motion Motor**

**Woolmark Gold**

**Fibre Protect +**

Sensor Drying - 7 Levels

Anti Allergy

Anti Ageing

Large Capacity Water Bottle

Anti-Tangling Technology

Purse Filter

High & Low Heat Setting

Timed Tumble Drying

Delay Timer

Digital Display

Dimensions:

H 850 x W 595 x D 630 (mm)

Colour:

White with Ice Door

**Also Available:**

AQC9 BF7 E1 White with Tungsten Door



### TCUD 97B 6KM

9kg Ultima Condenser Tumble Dryer

**ULTIMA**



**Soft Motion Motor**

A motor that's soft on drying, soft on your clothes



**Soft Motion Motor**

**Woolmark Gold**

**Fibre Protect +**

Sensor Drying - 7 Levels

Anti Allergy

Anti Ageing

Large Capacity Water Bottle

Anti-Tangling Technology

Purse Filter

High & Low Heat Setting

Timed Tumble Drying

Delay Timer

i-Screen

Dimensions:

H 850 x W 595 x D 584 (mm)

Colour:

Black

**Also Available:**

TCUD 97B 6PM Polar White  
TCUD 97B 6GM Graphite



## TUMBLE DRYERS

**Hotpoint**

### TCD ET 87B EP

8kg Experience Eco Condenser Tumble Dryer

experience  
**eco**



**Fibre Protect +**

**Complete care for**  
all your laundry



**Fibre Protect +**

**Sensor Drying - 7 Levels**

**Eco Performance Cycles**

Anti Allergy  
Anti Ageing  
Large Capacity Water Bottle  
Anti-Tangling Technology  
Purse Filter  
Timed Tumble Drying  
i-Screen

Dimensions:

H 850 x W 595 x D 625 (mm)

Colour:

Polar White



### TCEL 87B 6A

8kg Experience Eco Condenser Tumble Dryer

experience  
**eco**



**Sensor Drying**

**Set and forget for perfect**  
drying and clothes



**Fibre Protect +**

**Sensor Drying - 7 Levels**

**Eco Performance Cycles**

Anti Allergy  
Anti Ageing  
Large Capacity Water Bottle  
Anti-Tangling Technology  
Purse Filter  
High & Low Heat Setting  
Timed Tumble Drying  
Delay Timer

Dimensions:

H 850 x W 595 x D 623 (mm)

Colour:

Classic Cream

**Hotpoint**  
inStore

exclusive



### TVF ET 75B 6P

7kg Experience Eco Vented Tumble Dryer

experience  
**eco**



**Sensor Drying**

**Set and forget for perfect**  
drying and clothes



**Fibre Protect +**

**Sensor Drying - 5 Levels**

**Eco Performance Cycles**

Anti Allergy  
Anti Ageing  
Anti-Tangling Technology  
Purse Filter  
High & Low Heat Setting  
Timed Tumble Drying  
Delay Timer  
Digital Display

Dimensions:

H 850 x W 595 x D 585 (mm)

Colour:

Polar White

Also Available:

TVF ET 75B 6A Classic  
Cream Instore Exclusive



Discover more at [www.hotpoint.co.uk](http://www.hotpoint.co.uk)

## TUMBLE DRYERS

**Hotpoint**

### TCFS 83B GP

8kg Aquarius Condenser Tumble Dryer

**AQUARIUS**



**Fibre Care**

**Complete care**  
for your delicates



**Fibre Care**

**Sensor Drying - 3 Levels**

**Anti Ageing**

Large Capacity Water Bottle

Anti-Tangling Technology

Purse Filter

Timed Tumble Drying

Delay Timer

Dimensions:

H 850 x W 595 x D 623 (mm)

Colour:

Polar White

**Also Available:**

TCFS 83B GG Graphite

TCFS 83B GK Black



### TCHL 73C RG

7kg Aquarius Condenser Tumble Dryer

**AQUARIUS**



**Sensor Drying**

**Set and forget for perfect**  
drying and clothes



**Fibre Care**

**Sensor Drying - 3 Levels**

**Anti Ageing**

Large Capacity Water Bottle

Anti-Tangling Technology

Purse Filter

High & Low Heat Setting

Timed Tumble Drying

Delay Timer

Dimensions:

H 850 x W 595 x D 584 (mm)

Colour:

Graphite

**Also Available:**

TCHL 73C RP Polar White



### TVFS 83C GP

8kg Aquarius Vented Tumble Dryer

**AQUARIUS**



**Fibre Care**

**Complete care**  
for your delicates



**Fibre Care**

**Sensor Drying - 3 Levels**

**Anti Ageing**

Anti-Tangling Technology

Purse Filter

Timed Tumble Drying

Delay Timer

Dimensions:

H 850 x W 595 x D 585 (mm)

Colour:

Polar White

**Also Available:**

TVFS 83C GG Graphite



## TUMBLE DRYERS

**Hotpoint**

### TVHM 80C G

8kg Aquarius Vented Tumble Dryer

### AQUARIUS



**Anti Ageing**

Lift your clothes  
on a cushion of air



**Anti Ageing**  
**Anti-Tangling Technology**  
**Purse Filter**  
High & Low Heat Setting  
Timed Tumble Drying

Dimensions:  
H 850 x W 595 x D 562 (mm)  
Colour:  
Graphite  
Also Available:  
TVHM 80C P Polar White



### FETC 70C P

7kg First Edition Condenser Tumble Dryer

### FIRST EDITION



**7kg Capacity**



**Anti-Tangling Technology**  
**High & Low Heat Setting**  
**Timed Tumble Drying**

Dimensions:  
H 850 x W 595 x D 584 (mm)  
Colour:  
Polar White



### FETV 60C P

6kg First Edition Vented Tumble Dryer

### FIRST EDITION



**6kg Capacity**



**Anti-Tangling Technology**  
**High & Low Heat Setting**  
**Timed Tumble Drying**

Dimensions:  
H 850 x W 595 x D 562 (mm)  
Colour:  
Polar White









Discover more at [www.hotpoint.co.uk](http://www.hotpoint.co.uk)

# TECHNICAL SPECIFICATIONS









## Washing Machines

						
Model	AQ113DA 697	AQ113F 497	AQ113L 297	SWMD 10647 C	SWMD 10637	SWMD 10437
Colours I = White with Ice Door, E = White with Tungsten Door, G = Graphite, X = Stainless Steel, S = Silver, K = Black, P = Polar White, XR = Polar White with Steel Door, A = Classic Cream	E	I/E	E/I	P	XR/P	XR/K/P
<b>KEY INFORMATION</b>						
Max Wash Load – Cottons (Kg)	11.0	11.0	11.0	10.0	10.0	10.0
Max Spin Speed (rpm)	1600	1400	1200	1600	1600	1400
User Interface	Lcd	Seven Digit	Lcd	Lcd	Lcd	Lcd
Display includes "Time To End"	Y	Y	N	Y	Y	Y
Super Silent	Y	Y	Y	Y	Y	Y
Water supply	Cold Fill Only	Cold Fill Only	Cold Fill Only	Cold Fill Only	Cold Fill Only	Cold Fill Only
Door lock	Y	Y	Y	Y	Y	Y
Motor	Dynamic	Dynamic	Dynamic	Dynamic	Dynamic	Dynamic
Balancing System	Y	Y	Y	Y	Y	Y
Drum Capacity (L)	71	71	71	71	71	71
Weight (Kg)	75.6	75.4	75.6	73.2	75.9	73.2
Dimensions (mm) H x W x D / Minimum Installation Depth	850x595x616	850x595x616	850x595x616	850x595x605	850x595x605	850x595x605
<b>ENERGY / PERFORMANCE</b>						
Energy Efficiency Class	A+++	A+++	A+++	A+++	A+++	A+++
Spin Efficiency Class	A	B	B	A	A	B
Energy Consumption (kWh) - 60C Cotton Cycle (Full Load)	1.383	1.383	1.383	1.081	1.243	1.243
Programme Time (mins) - 60C Cotton Cycle (Full Load)	215	215	215	220	220	220
Noise Emissions (dB) - 60C Cotton Cycle Wash Phase (Full Load)	53	52	52	56	56	56
Noise Emissions (dB) - 60C Cotton Cycle Spin Phase (Full Load)	82	77	74	78	78	76
<b>WATER EXTRACTION EFFICIENCY (%)</b>						
Remaining Moisture - 60C Cotton Cycle (Full Load)	44	53	53	44	44	53
Annual Water Consumption based on 220 cycles (litres)	13253.0	13253.0	13253.0	12810.0	12810.0	12810.0
<b>WASH PROGRAMMES</b>						
Anti Stain Cycle	N	N	N	Y	Y	Y
Anti Allergy Cycle	Y	Y	Y	Y	Y	Y
Woolmark Platinum Care	Y	Y	Y	Y	Y	Y
Eco Cycles	Y	Y	Y	Y	Y	Y
Duvet Cycle	Y	Y	Y	N	N	N
Silks	Y	Y	Y	Y	Y	Y
Bed & Bath Cycle	Y	Y	Y	N	N	N
Shirts Cycle	N	N	N	N	N	N
Fast Wash - 30mins	Y	Y	Y	Y	Y	Y
Fast Wash - 60mins	N	N	N	N	N	N
Delicates Cycle	Y	Y	Y	Y	Y	Y
Ultra Delicates Cycle	Y	Y	Y	N	N	N
Colour Care Cycles (Whites, Blacks, Coloureds)	Y	Y	Y	N	N	N
Anti Stain Quick Cycle	N	N	N	Y	Y	Y
Steam Refresh Cycle	Y	Y	Y	Y	Y	Y
Auto Clean	N	N	N	N	N	N
<b>OPTIONS</b>						
Variable Temperature	Y	Y	Y	Y	Y	Y
Variable Spin	Y	Y	Y	Y	Y	Y
Steam Hygiene	Y	Y	Y	Y	Y	Y
Eco Wash Function	Y	Y	N	Y	Y	Y
Super Wash Function	N	N	N	N	N	N
Anti Allergy Rinse	N	N	N	N	N	N
Extra Rinse	N	N	N	Y	Y	Y
Reduced Creases	N	N	N	N	N	N
Easy Iron	N	N	N	N	N	N
Time Saver	Y	Y	Y	Y	Y	Y
MyCycle Memory Function	Y	N	N	Y	Y	Y
Delay Timer	N	N	N	N	N	N
24 Hour Delay Timer	Y	Y	Y	Y	Y	Y
Pause / On-Off	Y	Y	Y	Y	Y	Y
Selectable Child Lock	Y	Y	Y	Y	Y	Y

# TECHNICAL SPECIFICATIONS









## Washing Machines

						
Model	SWMD 9637	SWMD 9437	SWMD 8437	SWMD 8237	HULT 963	HULT 943
Colours I = White with Ice Door, E = White with Tungsten Door, G = Graphite, X = Stainless Steel, S = Silver, K = Black, P = Polar White, XR = Polar White with Steel Door, A = Classic Cream	G/XR	XR/K/G/P	P/XR	P	P	K/G/P
<b>KEY INFORMATION</b>						
Max Wash Load – Cottons (Kg)	9.0	9.0	8.0	8.0	9.0	9.0
Max Spin Speed (rpm)	1600	1400	1400	1200	1600	1400
User Interface	Lcd	Lcd	Lcd	Lcd	Lcd	Lcd
Display includes "Time To End"	Y	Y	Y	Y	Y	Y
Super Silent	Y	Y	Y	Y	Y	Y
Water supply	Cold Fill Only	Cold Fill Only	Cold Fill Only	Cold Fill Only	Cold Fill Only	Cold Fill Only
Door lock	Y	Y	Y	Y	Y	Y
Motor	Dynamic	Dynamic	Dynamic	Dynamic	Dynamic	Dynamic
Balancing System	Y	Y	Y	Y	Y	Y
Drum Capacity (L)	62	62	62	62	62	62
Weight (Kg)	74.0	73.4	74.0	74.0	73.4	73.4
Dimensions (mm) H x W x D / Minimum Installation Depth	850x595x605	850x595x605	850x595x605	850x595x605	850x595x599	850x595x599
<b>ENERGY / PERFORMANCE</b>						
Energy Efficiency Class	A+++	A+++	A+++	A+++	A+++	A+++
Spin Efficiency Class	A	B	B	B	A	B
Energy Consumption (kWh) - 60C Cotton Cycle (Full Load)	1.193	1.193	1.044	1.044	1.193	1.193
Programme Time (mins) - 60C Cotton Cycle (Full Load)	205	195	215	215	205	195
Noise Emissions (dB) - 60C Cotton Cycle Wash Phase (Full Load)	53	53	53	53	50	50
Noise Emissions (dB) - 60C Cotton Cycle Spin Phase (Full Load)	83	81	81	79	82	78
<b>WATER EXTRACTION EFFICIENCY (%)</b>						
Remaining Moisture - 60C Cotton Cycle (Full Load)	44	53	53	53	44	53
Annual Water Consumption based on 220 cycles (litres)	12254.0	12254.0	11594.0	11594.0	12254.0	12254.0
<b>WASH PROGRAMMES</b>						
Anti Stain Cycle	Y	Y	Y	Y	N	N
Anti Allergy Cycle	Y	Y	Y	Y	N	N
Woolmark Platinum Care	Y	Y	Y	Y	N	N
Eco Cycles	Y	Y	Y	Y	Y	Y
Duvet Cycle	N	N	N	N	N	N
Silks	Y	N	Y	Y	Y	Y
Bed & Bath Cycle	N	N	N	N	Y	Y
Shirts Cycle	N	N	N	N	N	N
Fast Wash - 30mins	Y	Y	Y	Y	Y	Y
Fast Wash - 60mins	N	N	N	N	Y	Y
Delicates Cycle	Y	Y	Y	Y	Y	Y
Ultra Delicates Cycle	N	N	N	N	Y	Y
Colour Care Cycles (Whites, Blacks, Coloureds)	N	N	N	N	N	N
Anti Stain Quick Cycle	Y	Y	Y	Y	N	N
Steam Refresh Cycle	Y	Y	Y	Y	N	N
Auto Clean	N	N	N	N	N	N
<b>OPTIONS</b>						
Variable Temperature	Y	Y	Y	Y	Y	Y
Variable Spin	Y	Y	Y	Y	Y	Y
Steam Hygiene	Y	Y	Y	Y	N	N
Eco Wash Function	Y	Y	Y	Y	Y	Y
Super Wash Function	N	N	N	N	Y	Y
Anti Allergy Rinse	N	N	N	N	N	N
Extra Rinse	Y	Y	Y	N	Y	Y
Reduced Creases	N	N	N	N	Y	Y
Easy Iron	N	N	N	N	N	N
Time Saver	Y	Y	Y	Y	N	N
MyCycle Memory Function	Y	Y	Y	Y	Y	Y
Delay Timer	N	N	N	N	N	N
24 Hour Delay Timer	Y	Y	Y	Y	Y	Y
Pause / On-Off	Y	Y	Y	Y	Y	Y
Selectable Child Lock	Y	Y	Y	Y	Y	Y

# TECHNICAL SPECIFICATIONS









## Washing Machines

						
Model	HULT 923	HULT 843	HULT 763	HULT 742	WMEF742	WMAQL 721
Colours I = White with Ice Door, E = White with Tungsten Door, G = Graphite, X = Stainless Steel, S = Silver, K = Black, P = Polar White, XR = Polar White with Steel Door, A = Classic Cream	P	G	P	P/G/K	P	A/P
<b>KEY INFORMATION</b>						
Max Wash Load – Cottons (Kg)	9.0	8.0	7.0	7.0	7.0	7.0
Max Spin Speed (rpm)	1200	1400	1600	1400	1400	1200
User Interface	Lcd	Lcd	Lcd	Lcd	Seven Digit	Lcd
Display includes "Time To End"	Y	Y	Y	Y	Y	N
Super Silent	Y	Y	Y	N	N	N
Water supply	Cold Fill Only	Cold Fill Only	Cold Fill Only	Cold Fill Only	Cold Fill Only	Cold Fill Only
Door lock	Y	Y	Y	Y	Y	Y
Motor	Dynamic	Dynamic	Collector	Collector	Dynamic	Collector
Balancing System	Y	Y	Y	Y	Y	Y
Drum Capacity (L)	62	62	52	52	52	52
Weight (Kg)	73.4	73.4	66.5	66.5	66.5	66.5
Dimensions (mm) H x W x D / Minimum Installation Depth	850x595x599	850x595x599	850x595x534	850x595x534	850x595x540	850x595x540
<b>ENERGY / PERFORMANCE</b>						
Energy Efficiency Class	A+++	A+++	A+++	A++	A++	A+
Spin Efficiency Class	B	B	A	B	B	B
Energy Consumption (kWh) - 60C Cotton Cycle (Full Load)	1.193	1.044	0.94	1.075	1.105	1.162
Programme Time (mins) - 60C Cotton Cycle (Full Load)	195	215	170	180	190	205
Noise Emissions (dB) - 60C Cotton Cycle Wash Phase (Full Load)	50	50	54	60	51	58
Noise Emissions (dB) - 60C Cotton Cycle Spin Phase (Full Load)	78	78	82	79	78	77
<b>WATER EXTRACTION EFFICIENCY (%)</b>						
Remaining Moisture - 60C Cotton Cycle (Full Load)	53	53	44	53	53	53
Annual Water Consumption based on 220 cycles (litres)	12254.0	11594.0	10840.0	10623.0	10038.0	10600.0
<b>WASH PROGRAMMES</b>						
Anti Stain Cycle	N	N	N	N	Y	Y
Anti Allergy Cycle	N	N	N	N	Y	Y
Woolmark Platinum Care	N	N	N	N	Y	Y
Eco Cycles	Y	Y	Y	Y	Y	N
Duvet Cycle	N	N	N	N	N	N
Silks	Y	Y	Y	Y	Y	Y
Bed & Bath Cycle	Y	Y	Y	Y	N	Y
Shirts Cycle	N	N	N	N	N	N
Fast Wash - 30mins	Y	Y	Y	Y	Y	N
Fast Wash - 60mins	Y	Y	Y	Y	Y	N
Delicates Cycle	Y	Y	Y	Y	Y	Y
Ultra Delicates Cycle	Y	Y	N	N	N	N
Colour Care Cycles (Whites, Blacks, Coloureds)	N	N	N	N	N	N
Anti Stain Quick Cycle	N	N	N	N	N	N
Steam Refresh Cycle	N	N	N	N	N	N
Auto Clean	N	N	N	N	N	Y
<b>OPTIONS</b>						
Variable Temperature	Y	Y	Y	Y	Y	Y
Variable Spin	Y	Y	Y	Y	Y	Y
Steam Hygiene	N	N	N	N	N	N
Eco Wash Function	Y	Y	N	N	N	N
Super Wash Function	Y	Y	Y	Y	Y	N
Anti Allergy Rinse	N	N	N	N	N	N
Extra Rinse	Y	Y	Y	Y	N	N
Reduced Creases	Y	Y	Y	Y	N	N
Easy Iron	N	N	N	N	N	Y
Time Saver	N	N	N	N	Y	Y
MyCycle Memory Function	Y	Y	Y	Y	N	N
Delay Timer	N	N	N	N	N	N
24 Hour Delay Timer	Y	Y	Y	Y	Y	N
Pause / On-Off	Y	Y	Y	Y	Y	Y
Selectable Child Lock	Y	Y	Y	Y	Y	N

# TECHNICAL SPECIFICATIONS



## Washing Machines

						
Model	WMAQL 741	WMAQL 641	WMAQL 621	HFEL 521	HFEL 501	WTL 721
Colours I = White with Ice Door, E = White with Tungsten Door, G = Graphite, X = Stainless Steel, S = Silver, K = Black, P = Polar White, XR = Polar White with Steel Door, A = Classic Cream	P/G	P/G	P/G	P	P	P
<b>KEY INFORMATION</b>						
Max Wash Load – Cottons (Kg)	7.0	6.0	6.0	5.0	5.0	7.0
Max Spin Speed (rpm)	1400	1400	1200	1200	1000	1200
User Interface	Led	Led	Led	Led	Led	Basic
Display includes "Time To End"	N	N	N	N	N	N
Super Silent	N	N	N	N	N	N
Water supply	Cold Fill Only	Cold Fill Only	Cold Fill Only	Cold Fill Only	Cold Fill Only	Cold Fill Only
Door lock	Y	Y	Y	Y	Y	Y
Motor	Collector	Collector	Collector	Collector	Collector	Collector
Balancing System	Y	Y	Y	Y	Y	Y
Drum Capacity (L)	52	52	40	40	40	42
Weight (Kg)	66.5	66.5	60.2	60.2	60.2	64.0
Dimensions (mm) H x W x D / Minimum Installation Depth	850x595x540	850x595x540	850x595x425	850x595x419	850x595x419	850x400x600
<b>ENERGY / PERFORMANCE</b>						
Energy Efficiency Class	A+	A+	A+	A+	A+	A+
Spin Efficiency Class	B	B	B	B	C	B
Energy Consumption (kWh) - 60C Cotton Cycle (Full Load)	1.133	1.05	1.048	0.894	0.894	1.246
Programme Time (mins) - 60C Cotton Cycle (Full Load)	180	195	195	165	220	205
Noise Emissions (dB) - 60C Cotton Cycle Wash Phase (Full Load)	58	58	62	60	60	61
Noise Emissions (dB) - 60C Cotton Cycle Spin Phase (Full Load)	80	80	80	81	76	74
<b>WATER EXTRACTION EFFICIENCY (%)</b>						
Remaining Moisture - 60C Cotton Cycle (Full Load)	53	53	53	53	62	53
Annual Water Consumption based on 220 cycles (litres)	10623.0	8643.0	8303.0	6763.0	7546.0	10111.0
<b>WASH PROGRAMMES</b>						
Anti Stain Cycle	Y	Y	Y	N	N	N
Anti Allergy Cycle	Y	Y	Y	N	N	N
Woolmark Platinum Care	Y	Y	Y	N	N	Y
Eco Cycles	N	N	N	N	N	Y
Duvet Cycle	N	N	N	N	N	N
Silks	Y	Y	Y	Y	Y	Y
Bed & Bath Cycle	Y	Y	Y	N	N	N
Shirts Cycle	N	N	N	N	N	N
Fast Wash - 30mins	N	N	N	N	N	N
Fast Wash - 60mins	N	N	N	N	N	Y
Delicates Cycle	Y	Y	Y	N	N	N
Ultra Delicates Cycle	N	N	N	N	N	N
Colour Care Cycles (Whites, Blacks, Coloureds)	N	N	N	N	N	N
Anti Stain Quick Cycle	N	N	N	N	N	N
Steam Refresh Cycle	N	N	N	N	N	N
Auto Clean	Y	Y	Y	N	N	N
<b>OPTIONS</b>						
Variable Temperature	Y	Y	Y	Y	Y	Y
Variable Spin	Y	Y	Y	Y	Y	Y
Steam Hygiene	N	N	N	N	N	N
Eco Wash Function	N	N	N	N	N	N
Super Wash Function	N	N	N	Y	Y	Y
Anti Allergy Rinse	N	N	N	N	N	N
Extra Rinse	N	N	N	Y	Y	Y
Reduced Creases	N	N	N	Y	Y	Y
Easy Iron	Y	Y	Y	N	N	N
Time Saver	Y	Y	Y	N	N	N
MyCycle Memory Function	N	N	N	N	N	N
Delay Timer	N	N	N	N	N	Y
24 Hour Delay Timer	N	N	N	N	N	N
Pause / On-Off	Y	Y	Y	N	N	Y
Selectable Child Lock	N	N	N	N	N	N

## Washing Machines



BHWMED149



BHW129/2



BHW149/2

### Model

Colours I = White with Ice Door, E = White with Tungsten Door,  
G = Graphite, X = Stainless Steel, S = Silver, K = Black, P = Polar White,  
XR = Polar White with Steel Door, A = Classic Cream

### KEY INFORMATION

Max Wash Load – Cottons (Kg)	7.0	7.0	7.0
Max Spin Speed (rpm)	1400	1200	1400
User Interface	Lcd	Led	Led
Display includes "Time To End"	Y	N	N
Super Silent	N	N	N
Water supply	Cold Fill Only	Cold Fill Only	Cold Fill Only
Door lock	Y	Y	Y
Motor	Dynamic	Collector	Dynamic
Balancing System	Y	Y	Y
Drum Capacity (L)	52	52	52
Weight (Kg)	65.0	66.0	68.0
Dimensions (mm) H x W x D / Minimum Installation Depth	820x595x545	820x595x550	820x595x550

### ENERGY / PERFORMANCE

Energy Efficiency Class	A++	A++	A++
Spin Efficiency Class	B	B	B
Energy Consumption (kWh) - 60C Cotton Cycle (Full Load)	1.105	1.105	1.105
Programme Time (mins) - 60C Cotton Cycle (Full Load)	190	190	190
Noise Emissions (dB) - 60C Cotton Cycle Wash Phase (Full Load)	42	42	42
Noise Emissions (dB) - 60C Cotton Cycle Spin Phase (Full Load)	66	65	66

### WATER EXTRACTION EFFICIENCY (%)

Remaining Moisture - 60C Cotton Cycle (Full Load)	53	53	53
Annual Water Consumption based on 220 cycles (litres)	10038.0	10038.0	10038.0

### WASH PROGRAMMES

Anti Stain Cycle	Y	N	N
Anti Allergy Cycle	Y	Y	Y
Woolmark Platinum Care	Y	Y	Y
Eco Cycles	Y	Y	Y
Duvet Cycle	N	N	N
Silks	Y	Y	Y
Bed & Bath Cycle	N	N	N
Shirts Cycle	N	N	N
Fast Wash - 30mins	Y	N	N
Fast Wash - 60mins	Y	Y	Y
Delicates Cycle	Y	Y	Y
Ultra Delicates Cycle	N	N	N
Colour Care Cycles (Whites, Blacks, Coloureds)	N	N	N
Anti Stain Quick Cycle	N	N	N
Steam Refresh Cycle	N	N	N
Auto Clean	N	N	N







### OPTIONS

Variable Temperature	Y	Y	Y
Variable Spin	Y	Y	Y
Steam Hygiene	N	N	N
Eco Wash Function	N	N	N
Super Wash Function	Y	Y	Y
Anti Allergy Rinse	N	N	N
Extra Rinse	Y	Y	Y
Reduced Creases	Y	Y	Y
Easy Iron	N	N	N
Time Saver	Y	N	N
MyCycle Memory Function	Y	N	N
Delay Timer	N	N	N
24 Hour Delay Timer	Y	N	N
Pause / On-Off	Y	Y	Y
Selectable Child Lock	Y	Y	Y

# TECHNICAL SPECIFICATIONS



## Washer Dryers

						
Model	SWD 107617 C	WDUD 9640	WDPG 8640	WDD 750	WDL 756	WDL 5290
Colours I = White with Ice Door, E = White with Tungsten Door, G = Graphite, X = Stainless Steel, S = Silver, K = Black, P = Polar White, XR = Polar White with Steel Door, A = Classic Cream	C	K/G/P	G/X/K/P	P	P	P
<b>KEY INFORMATION</b>						
Max Wash Load – Cottons (Kg)	10.0	9.0	8.0	7.0	7.0	7.0
Max Spin Speed (rpm)	1600	1400	1400	1400	1600	1200
User Interface	Lcd	Lcd	Seven Digit	Lcd	Lcd	Lcd
Display includes "Time To End"	Y	Y	Y	Y	N	N
Super Silent	Y	Y	Y	N	N	Y
Water Supply	H&C	Cold Fill Only	Cold Fill Only	Cold Fill Only	Cold Fill Only	Cold Fill Only
Door lock	Y	Y	Y	Y	Y	Y
Motor	Dynamic	Dynamic	Dynamic	Collector	Dynamic	Dynamic
Balancing System	Y	Y	Y	Y	Y	Y
Drum Capacity (L)	71	62	62	52	52	52
Weight (Kg)	73.2	72.0	72.0	66.5	66.5	72.0
Dimensions (mm) H x W x D / Minimum Installation Depth	850x595x605	850x595x605	850x595x605	850x595x534	850x595x534	850x595x535
<b>ENERGY / PERFORMANCE INFORMATION</b>						
Energy Efficiency Class	A+	A	A	B	B	A
Energy Consumption (kWh) - 60C Cotton Cycle (Wash, Spin & Dry)	6.12	6.12	5.44	5.67	4.9	4.76
Energy Consumption (kWh) - 60C Cotton Cycle (Wash & Spin)	1.1	1.41	1.04	1.33	1.05	1.19
Water Consumption (litres) - 60C Cotton Cycle (Wash, Spin & Dry)	131.0	107.0	105.0	91.0	86.0	104.0
Water Consumption (litres) - 60C Cotton Cycle (Wash & Spin)	85.0	75.0	73.0	57.0	58.0	60.0
Programme Time (mins) - 60C Cotton Cycle (Wash only)	210	191	199	181	190	153
Noise Emissions (dB) - 60C Cotton Cycle Wash Phase (Full Load)	54	51	51	65	55	58
Noise Emissions (dB) - 60C Cotton Cycle Spin Phase (Full Load)	83	80	85	81	77	78
<b>WATER EXTRACTION EFFICIENCY (%)</b>						
Remaining Moisture (%) - 60C Cotton Cycle (Full Load)	44	44	44	53	44	54
Annual Water Consumption based on 220 cycles (litres)	26200.0	21400.0	21000.0	18200.0	17200.0	20800.0
<b>WASH PROGRAMMES</b>						
Anti Stain Cycle	Y	Y	Y	N	N	N
Anti Allergy Cycle	Y	Y	Y	N	N	N
Woolmark Platinum Care	Y	Y	Y	N	Y	Y
Eco Cycles	Y	Y	Y	N	N	Y
Ready to wear 45min Cycle	Y	Y	Y	N	N	N
Anti Foam	Y	Y	Y	Y	Y	Y
Silks	N	Y	Y	Y	Y	Y
Night Cycle	N	N	N	N	N	N
Fast Wash - 30mins	N	Y	Y	N	N	N
Delicates Cycle	N	Y	Y	Y	Y	Y
Ultra Delicates Cycle	N	N	Y	N	N	N
Anti Stain Quick Cycle	Y	N	N	N	N	N
Steam Refresh Cycle	Y	N	N	N	N	N
Auto Clean	N	N	N	N	N	N
<b>DRY PROGRAMMES</b>						
Set and Forget Sensor Drying	Y	Y	Y	Y	Y	Y
Cottons, Wool, Synthetics Drying Programmes	Y	Y	Y	Y	Y	Y
Cashmere Drying	Y	Y	Y	Y	Y	N
Soft drying	Y	Y	Y	N	N	N
Timed Drying	Y	Y	Y	N	N	N
<b>OPTIONS</b>						
Variable Temperature	Y	Y	Y	Y	Y	Y
Variable Spin	Y	Y	Y	Y	Y	Y
Steam Hygiene	Y	N	N	N	N	N
Eco Wash Function	Y	N	N	N	N	Y
Super Wash Function	N	N	N	Y	Y	Y
Anti Allergy Rinse	Y	Y	N	N	N	N
Extra Rinse	N	N	N	N	N	Y
Easy Iron	Y	N	N	N	N	Y
Time Saver	N	Y	N	Y	N	N
MyCycle Memory Function	Y	Y	N	Y	N	N
Delay Timer	N	N	N	N	N	N
24 Hour Delay Timer	Y	Y	Y	Y	N	N
Pause / On-Off	Y	Y	Y	Y	Y	Y
Selectable Child Lock	Y	Y	Y	Y	N	N

## Washer Dryers



BHWD 149/1

BHWD 129/1

## Model

Colours I = White with Ice Door, E = White with Tungsten Door,  
G = Graphite, X = Stainless Steel, S = Silver, K = Black, P = Polar White,  
XR = Polar White with Steel Door, A = Classic Cream

## KEY INFORMATION

Max Wash Load – Cottons (Kg)	7.0	6.5
Max Spin Speed (rpm)	1400	1200
User Interface	Basic	Basic
Display includes "Time To End"	N	N
Super Silent	Y	Y
Water Supply	Cold Fill Only	Cold Fill Only
Door lock	Y	Y
Motor	Dynamic	Dynamic
Balancing System	Y	Y
Drum Capacity (L)	52	52
Weight (Kg)	69.0	69.0
Dimensions (mm) H x W x D / Minimum Installation Depth	820x595x550	820x595x550

## ENERGY / PERFORMANCE INFORMATION

Energy Efficiency Class	B	B
Energy Consumption (kWh) - 60C Cotton Cycle (Wash, Spin & Dry)	5.32	5.04
Energy Consumption (kWh) - 60C Cotton Cycle (Wash & Spin)	1.25	1.19
Water Consumption (litres) - 60C Cotton Cycle (Wash, Spin & Dry)	102.0	100.0
Water Consumption (litres) - 60C Cotton Cycle (Wash & Spin)	60.0	54.0
Programme Time (mins) - 60C Cotton Cycle (Wash only)	153	153
Noise Emissions (dB) - 60C Cotton Cycle Wash Phase (Full Load)	56	56
Noise Emissions (dB) - 60C Cotton Cycle Spin Phase (Full Load)	79	77

## WATER EXTRACTION EFFICIENCY (%)

Remaining Moisture (%) - 60C Cotton Cycle (Full Load)	54	54
Annual Water Consumption based on 220 cycles (litres)	20400.0	20000.0

## WASH PROGRAMMES

Anti Stain Cycle	N	N
Anti Allergy Cycle	N	N
Woolmark Platinum Care	Y	Y
Eco Cycles	Y	Y
Ready to wear 45min Cycle	N	N
Anti Foam	Y	Y
Silks	Y	Y
Night Cycle	N	Y
Fast Wash - 30mins	N	N
Delicates Cycle	Y	Y
Ultra Delicates Cycle	N	N
Anti Stain Quick Cycle	N	N
Steam Refresh Cycle	N	N
Auto Clean	N	N

## DRY PROGRAMMES

Set and Forget Sensor Drying	Y	Y
Cottons, Wool, Synthetics Drying Programmes	Y	Y
Cashmere Drying	Y	Y
Soft drying	N	N
Timed Drying	N	N







## OPTIONS

Variable Temperature	Y	Y
Variable Spin	N	N
Steam Hygiene	N	N
Eco Wash Function	Y	Y
Super Wash Function	Y	Y
Anti Allergy Rinse	N	N
Extra Rinse	Y	Y
Easy Iron	N	N
Time Saver	N	N
MyCycle Memory Function	N	N
Delay Timer	N	N
24 Hour Delay Timer	N	N
Pause / On-Off	Y	Y
Selectable Child Lock	N	N

# TECHNICAL SPECIFICATIONS









## Tumble Dryers

						
Model	AQC9 4F7	AQC9 BF7	TCUD 97B	TCD ET 87B E	TCEL 87B 6	TVF ET 75B 6
Colours I = White with Ice Door, E = White with Tungsten Door, G = Graphite, X = Stainless Steel, S = Silver, K = Black, P = Polar White, XR = Polar White with Steel Door, A = Classic Cream	E1M	I1/E1	KM/PM/GM	P	A	P/A
<b>KEY INFORMATION</b>						
Max Dry Load - Cottons (Kg)	9.0	9.0	9.0	7.0	8.0	7.0
User Interface	Seven Digit	Seven Digit	Lcd	Lcd	Lcd	Digit
Display includes "Time To End"	Y	Y	Y	Y	N	Y
Motor	BPM	Standard	BPM	Standard	Standard	Standard
Drum capacity (l)	112	112	112	112	112	100
Weight (Kg)	48.33	37.57	36.87	36.87	36.87	30.85
Dimensions (mm) H x W x D / Minimum Installation Depth	850x595x630	850x595x630	850x595x584	850x595x625	850x595x623	850x595x585
<b>ENERGY / PERFORMANCE INFORMATION</b>						
Energy Efficiency Class	A+	B	B	B	B	B
Energy Consumption (kWh) - Cotton Cycle (Full Load)	2.61	5.05	5.05	3.93	4.49	3.99
Programme Time (mins) - Cotton Cycle (Full Load)	260	151	153	139	127	115
Noise Emissions (dB) - Cotton Cycle (Full Load)	70	69	69	68	69	69
<b>DRYING PROGRAMMES</b>						
Set and Forget Sensor Drying	Y	Y	Y	Y	Y	Y
Timed Drying	Y	Y	Y	Y	Y	Y
Anti Allergy Cycle	Y	Y	Y	Y	Y	Y
Baby Delicate Cycle	N	N	N	N	Y	Y
Gold Care Woolmark Programme	Y	Y	Y	N	N	N
Bed & Bath Programme	Y	Y	Y	Y	Y	Y
Duvet Programme	N	N	Y	N	N	N
Refresh Cycle	Y	Y	Y	N	Y	N
Shirts Programme	N	N	N	Y	N	Y
Jeans Programme	Y	Y	Y	N	Y	Y
Silks Programme	Y	Y	Y	N	Y	Y
Easy Iron	Y	Y	Y	Y	N	Y
Cuddly Toys	Y	Y	Y	N	Y	Y
Lingerie Cycle	N	N	N	N	N	Y
Heat & Enjoy	N	N	N	N	N	N
Active Wear	Y	Y	N	N	N	N
Eco Cycles (Cottons, Shirts, Synthetics)	N	N	N	Y	Y	Y
Dark Cycle	Y	N	Y	N	N	N
Standard Cotton	N	N	N	Y	N	Y
Turbo Dry	Y	N	Y	N	N	N
<b>OPTIONS</b>						
Heat Pump Technology	Y	N	N	N	N	N
Crease Care	Y	Y	N	Y	Y	Y
High & Low Heat Setting	Y	Y	Y	N	Y	Y
Anti Fluff	Y	N	N	N	N	N
End of Cycle Alarm	Y	Y	Y	Y	Y	Y
MyCycle Memory Function	N	N	N	Y	N	N
Delay Timer	Y	Y	Y	N	Y	Y
Pause / On-Off	Y	Y	N	N	Y	Y
Selectable Child Lock	Y	Y	N	Y	N	Y
<b>TECHNICAL FEATURES</b>						
Reverse Action Drum	Y	Y	Y	Y	Y	Y
Wave Effect Drum	Y	Y	Y	Y	Y	Y
Mains Drain Option	Y	Y	Y	Y	Y	N
Smart Valve Water Bottle	N	N	Y	Y	Y	Y
Glass Door	N	N	Y	N	Y	Y
Empty Water Indicator	Y	Y	N	N	Y	N
Clean Filter Indicator	Y	Y	N	N	Y	Y

# TECHNICAL SPECIFICATIONS



## Tumble Dryers

						
Model	TCFS 83BG	TCHL 73CR	TVFS 83CG	TVHM 80C	FETC 70C	FETV 60C
Colours I = White with Ice Door, E = White with Tungsten Door, G = Graphite, X = Stainless Steel, S = Silver, K = Black, P = Polar White, XR = Polar White with Steel Door, A = Classic Cream	P/G/K	G/P	P/G	G/P	P	P
<b>KEY INFORMATION</b>						
Max Dry Load - Cottons (Kg)	8.0	7.0	8.0	8.0	7.0	6.0
User Interface	Led	Led	Led	Basic	Basic	Basic
Display includes "Time To End"	N	N	N	N	N	N
Motor	Standard	Standard	Standard	Standard	Standard	Standard
Drum capacity (l)	112	112	100	100	112	100
Weight (Kg)	36.87	36.87	30.85	30.85	36.87	30.85
Dimensions (mm) H x W x D / Minimum Installation Depth	850x595x623	850x595x584	850x595x585	850x595x562	850x595x584	850x595x562
<b>ENERGY / PERFORMANCE INFORMATION</b>						
Energy Efficiency Class	B	C	C	C	C	C
Energy Consumption (kWh) - Cotton Cycle (Full Load)	4.49	4.48	4.54	4.55	4.48	3.41
Programme Time (mins) - Cotton Cycle (Full Load)	140	125	137	134	128	107
Noise Emissions (dB) - Cotton Cycle (Full Load)	69	72	69	69	72	69
<b>DRYING PROGRAMMES</b>						
Set and Forget Sensor Drying	Y	Y	Y	N	N	N
Timed Drying	Y	Y	Y	Y	Y	Y
Anti Allergy Cycle	N	N	N	N	N	N
Baby Delicate Cycle	Y	N	Y	N	N	N
Gold Care Woolmark Programme	N	N	N	N	N	N
Bed & Bath Programme	N	N	N	N	N	N
Duvet Programme	N	N	N	N	N	N
Refresh Cycle	Y	N	Y	N	N	N
Shirts Programme	N	N	N	N	N	N
Jeans Programme	Y	N	Y	N	N	N
Silks Programme	Y	N	Y	N	N	N
Easy Iron	Y	Y	Y	N	N	N
Cuddly Toys	N	N	N	N	N	N
Lingerie Cycle	N	N	N	N	N	N
Heat & Enjoy	N	N	N	N	N	N
Active Wear	N	N	N	N	N	N
Eco Cycles (Cottons, Shirts, Synthetics)	N	N	N	N	N	N
Dark Cycle	N	N	N	N	N	N
Standard Cotton	Y	N	Y	Y	Y	Y
Turbo Dry	N	N	N	N	N	N
<b>OPTIONS</b>						
Heat Pump Technology	N	N	N	N	N	N
Crease Care	N	Y	N	N	N	N
High & Low Heat Setting	N	Y	N	Y	Y	Y
Anti Fluff	N	N	N	N	N	N
End of Cycle Alarm	N	Y	Y	N	N	N
MyCycle Memory Function	N	N	N	N	N	N
Delay Timer	Y	Y	Y	N	N	N
Pause / On-Off	N	Y	N	N	N	N
Selectable Child Lock	N	N	N	N	N	N
<b>TECHNICAL FEATURES</b>						
Reverse Action Drum	Y	Y	Y	Y	Y	Y
Wave Effect Drum	Y	Y	Y	Y	N	N
Mains Drain Option	Y	Y	Y	N	Y	N
Smart Valve Water Bottle	Y	Y	Y	Y	N	N
Glass Door	N	N	N	N	N	N
Empty Water Indicator	Y	Y	Y	N	Y	N
Clean Filter Indicator	Y	Y	Y	N	N	N





## QUALITY AT THE HEART OF ALL WE DO

**OUR APPLIANCE LEAVING THE FACTORY ISN'T THE END OF THE STORY. FOR US, IT'S JUST THE START OF A WHOLE NEW CHAPTER**

At every stage of the creation of our appliances, everyone's job is to always achieve the highest possible quality standards. This has shaped our history and success that we strive to build on every year.

### WE'RE HERE IF YOU EVER NEED US ..... 364 DAYS A YEAR!

Hotpoint service is second to none. We are open when you need us and our operators are on hand to answer your call every day, except Christmas day, including weekends and bank holidays on 03448 224 224 (if calling within the Republic of Ireland please call 0818 31 34 13). Alternatively book online at [www.hotpointservice.co.uk](http://www.hotpointservice.co.uk)

### LOCAL ENGINEERS NATIONWIDE

We are the largest white goods service team in the United Kingdom & Republic of Ireland with fully trained Hotpoint specialists to ensure you receive fast, reliable and local service.

### APPOINTMENTS TO SUIT YOU

We do everything possible to fit in with your busy lifestyle. You can choose between morning or afternoon appointments, with the option of the engineer's first or last visit of the day. Saturday appointments are also available in some areas. We will send you a text message with a 2 hour time slot on the morning of your appointment.

### PROFESSIONAL WORKMANSHIP - BY THE EXPERTS

Our engineers are professionally trained at the Hotpoint School of Excellence and receive continuous training to ensure they are up-to-date with the latest products. We only fit genuine Hotpoint replacement parts and guarantee our work for a full 90 days.

### GUARANTEED PARTS FOR 10 YEARS

Your Hotpoint appliance is covered for a full 12 months by our own parts and labour warranty. In addition, when you register your appliance we also provide free parts for the first 10 years when fitted by our highly qualified engineers. Please call 0800 597 8520 for more information (if calling within the Republic of Ireland please call 012 30 02 33).

### YOUR PEACE OF MIND WITH TOTAL PROTECTION

We offer a selection of repair protection plans that will enable you to fully cover any number of Hotpoint appliances – after your warranty expires – including new for old product replacement in the event they cannot be repaired. Please call 0800 597 8520 for more information (if calling within the Republic of Ireland please call 012 30 02 33).

### SATISFACTION GUARANTEED

Within the first 90 days of ownership we have a dedicated team who provide fast track product advice and assistance to deal with your enquiries quickly and efficiently. In the unlikely event that a technical problem occurs that cannot be resolved in this period we will replace your appliance.

## HOTPOINT ACCESSORIES

### INTRODUCING THE HOTPOINT RANGE OF CARE PRODUCTS TO PROTECT, PROLONG AND ENHANCE YOUR APPLIANCE.

Our Professional range of Hotpoint accessories have been specifically designed to enhance the performance of your appliance and prolong its life.

For more information or to order please call 03448 225 225 (UK ) or 0818 31 34 13 (Republic of Ireland).

Alternatively visit: [www.parts.hotpoint.co.uk](http://www.parts.hotpoint.co.uk)



# 03448 224 224

or visit our website [www.hotpointservice.co.uk](http://www.hotpointservice.co.uk)  
(if calling from within the Republic of Ireland please call 0818 31 34 13)

In accordance with its policy of progressive product design and environmental protection, Indesit Company reserves the right to alter specifications. To confirm that the specification and/or functions required are still current on the selected model, please call our product information team on 08000 92 19 22 (If calling within the Republic of Ireland please call 0818 36 50 08) prior to purchase. Every attempt has been made to ensure an accurate colour representation.



08000 92 19 22 from the UK  
0818 36 50 08 from the Republic of Ireland

[www.hotpoint.co.uk](http://www.hotpoint.co.uk)  
[www.hotpoint.ie](http://www.hotpoint.ie) (Republic of Ireland)

Indesit Company, Morley Way,  
Peterborough, PE2 9JB, UK

Brochure No: P1055  
Published August 2014

[hotpoint.co.uk](http://hotpoint.co.uk)