

The Collection

 **Hotpoint**

Our ideas. Your home.

Hotpoint



A Trusted Brand, a Superbrand, an award winning brand... Good to know we look as good on paper, as we do in your kitchen. Our ideas. Your home.

At Hotpoint it's always been our mission to bring stylish, intelligent appliances into your home. With a history of trusted innovation, stretching over 100 years, we have real insight into the demands of modern family life. This experience goes into every appliance we make. So they not only look great in your kitchen, but also make life easier by delivering outstanding results – time and time again.

It's easy to see why we have been voted 'Britain's Most Trusted Brand of Large Kitchen Appliances' for the 11th year running.*

Browse our latest collection of stylish cooking, dishwashing, laundry and refrigeration appliances. We've got something to suit every taste, space and vision.

*Reader's Digest Survey 2011. Data based on UK statistics



At Hotpoint we constantly research to understand consumer needs and develop products to exceed your expectations. This means that Hotpoint appliances not only guarantee perfect, but also visibly superior results. Ground breaking performance thanks to our technology and innovation.

Live your life in High Definition.



We have been building a reputation for quality, reliability and distinction for over a century. Constantly researching and developing intelligent ideas for your home that continue to raise the bar, year after year.

Our ideas. Your home.

We design every appliance to make life easier. We're constantly improving the way they work through cutting edge technology, innovative ergonomics and efficient features. Eco Tech technologies, for instance, help you save more energy. Colour Care keeps your clothes in pristine condition and our new Frost Free System helps keep your food fresher for longer.

We believe performance and style should work together hand in hand. That's why our latest collection is designed to make a statement in your home, whilst delivering outstanding performance.

Keep up-to-date on Hotpoint activities and download our latest ideas and inspirations at:

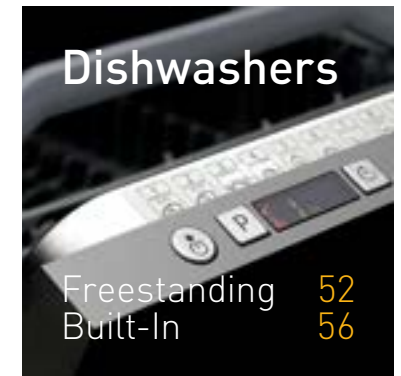
www.hotpoint.co.uk

www.hotpoint.ie



Laundry

Freestanding 13
Built-In 25



Dishwashers

Freestanding 52
Built-In 56



Refrigeration

Freestanding 66
Built-In 80



For easy navigation through the brochure, all Freestanding product details are displayed on **dark grey panels** and Built-In products on **light grey panels**.


Cooking

Freestanding 100
Built-In 127



How it all began

In the early 1900's Earl Richardson invented a new electric iron. The new design meant the iron was hot at the point, and so he gave it the name Hotpoint. From that point on we have never looked back.



High Definition Technology.

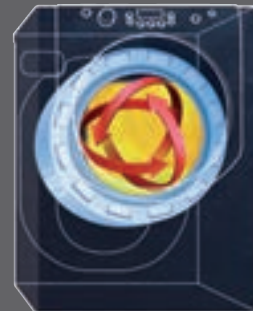
Live your life in High Definition.

Hotpoint introduces innovative new technology to the home to make your life easier. Hotpoint's new range of appliances now feature advanced High Definition technology, to guarantee perfect performance and visibly superior results.



High Definition Washing **Discover longer lasting colour.**

A world first from Hotpoint, Aqualtis washing machines and washer dryers feature innovative Hydro Thermal Technology, which maintains a precise temperature inside the drum, so that clothes keep their original colour and brightness for longer.



High Definition Drying **Total care for your clothes.**

Our Aqualtis tumble dryers have an innovative wave design drum which creates cushions of air which gently embrace your laundry, keeping the natural beauty and colour of your clothes.



High Definition Cooling **Fresher for longer.**

Our new frost free Air Tech Evolution System on our fridge freezers combines constant temperature control with improved air circulation for food that stays fresher for longer.



High Definition Cleaning **Sensor technology saving you time and energy.**

Hotpoint dishwashers with Flexipower have a dynamic sensor system which automatically detects the level of dirt in the water, adjusting the intensity and length of the wash to ensure your dishes are brilliantly clean, whilst only using the time and energy it needs.



Style is important to us, but that's just part of the story; ergonomic design is at the forefront of everything we do. Our products not only look good, they are in tune with you and your lifestyle.

Award winning design

Hotpoint appliances are designed by internationally renowned product designer Makio Hasuike. From his studio in Milan, he has developed iconic products like Quadrio and Aqualtis.

Built-In Style

Our Newstyle Built-In range has a striking aesthetic that runs across ovens, hobs and hoods. It combines a mix of smooth curves, meticulous detailing with an exceptional finish and precision designed controls, making cooking to perfection that much easier.



Stainless Steel

For a modern professional look in the kitchen our Stainless Steel range is a must. The sleek stylish finish will complement even the most contemporary of kitchen designs.



Graphite

Perfect in a busy family kitchen, this rich Graphite finish adds style and definition to any kitchen scheme. A sleek, modern finish underlined by darker contrasting trims.



Black

Sleek, smart and elegant, our Black collection is the perfect choice if you are looking for something a little bit different. This high gloss finish adds a distinctive style statement in the kitchen.



Polar White

If you change your decorating style as often as your socks, then Polar White is the perfect choice. This cool, clean finish brightens and complements any kitchen scheme giving you total flexibility.



High performance, low consumption appliances from Hotpoint.



Our green Eco Tech badge on an appliance is a guarantee that you're getting the very best energy rating, using fewer resources or that it has specific Eco features that will save you money, such as our Eco Wash Cycles.

New green technology means the Hotpoint range is the most energy efficient ever, and uses fewer resources. Just some of the highlights include:



Laundry AQUALTIS

Aqualtis A+++ energy rated washing machines – 30% more energy efficient than a standard A rated model.

Aqualtis A-40% energy rated AQC94F7 – uses 40% less energy compared to a standard A rated dryer.

A++ energy rating on all Ultima and Experience washing machines. Award winning Eco Cycles/Eco Wash across the entire freestanding and built-in ranges. Save around 50-70% in energy with these cool wash cycles.



Refrigeration

More energy efficient than ever with our new A++ Ultima models in our 60cm frost free fridge freezer range.

Dishwashing

The best in energy efficiency and water consumption with Ultima dishwashers. The new FDUD4212 model is A++ energy rated, whilst the FDUD4411 has our lowest water consumption level, using only 7 litres of water per wash, and an A+ energy rating.

All Ultima models have Flexipower motors to give intelligent cleaning power and superb energy efficiency.



Cooking

Our Openspace Built-In single/double oven (0S897DPIX) can save you up to 25% energy and 40% in heating up time vs a conventional oven.

Look out for our cooking range with Double A energy rating, such as the Ultima 60cm cooker in Dual Fuel (HUD61) and Electric (HUE61) options, and our Built-In Multi-function double ovens (DH53/DHS53 & DH93).



Laundry

Freestanding
20 Washing Machines
28 Washer Dryers
34 Tumble Dryers
40 Specifications

Built-In
25 Washing Machines
31 Washer Dryers
42 Specifications



The Laundry Range

Wash, Dry, Wash and Dry... Whatever your laundry needs we will have a product designed for you.

AQUALTIS

Total care for your clothes



With their distinctive style, the Aqualtis family of products offer maximum technical performance and ease of use, whilst still looking great in the kitchen. Across Aqualtis washing machines, washer dryers and tumble dryers you will find a range of specialist features designed to care and protect your clothes whilst leaving them outstandingly clean.

ULTIMA

The ultimate large capacity family machine

Busy lifestyles demand premium performance. So when it comes to washing machines, Ultima is the obvious choice. For those who want the best of everything, the smooth style and array of useful features won't disappoint, such as their huge 9kg load capacities and interactive LCD display panels.



EXPERIENCE

The new experience laundry range packed full of features



The new Experience laundry range is packed full of features that deliver outstanding results. From Eco Cycles on our washing machines to 'B' energy rated dryers, you can be sure you're getting a product of great quality using all of Hotpoint's 100 years of experience and know-how.





Discover longer lasting colour with the new Aqualtis, taking washing clothes into another dimension. Our ideas. Your home.

Hydro thermal technology maintains a precise temperature inside the drum, so your clothes keep their original colour and brightness, wash after wash. The new Aqualtis from Hotpoint, for high definition colour and outstanding cleaning results.



The new Aqualtis Range is the latest evolution in washing and drying technology giving you total care for your clothes. Our ideas. Your home.

Washing

- Unique wave-shaped lifters in the drum, which softly massage your clothes to protect and care for them
- Still featuring Steam Refresh, Steam Hygiene and Eco wash functions
- All new Aqualtis washing machines are A+++ energy rated
- Increased capacity – now 11kg

Drying

- New wave patterned drum creates an air cushion for smoother and gentler tumbling during drying
- Outstanding energy efficiency – with a new A-40% rated model which uses innovative heat pump technology
- Increased capacity, Aqualtis dryers are now 9kg



Excellent care for colours

New Aqualtis washing machines have specialised cycles for treating coloured, white and dark clothes that gently wash, effectively removing dirt and stains. Whites stay white and colours remain vivid thanks to the Hydro thermal tech fibreglass tub ensuring a constant temperature is maintained inside the drum.



Woolmark Platinum

Our new Wool cycle has been awarded the prestigious Woolmark Platinum endorsement. Soft wave shaped lifters in the drum provide a massaging treatment to delicate fibres, like wool while ensuring a perfect clean.



Titanium Protection

Aqualtis washing machines contain a heating element and drum manufactured with titanium so they don't attract limescale that can cause machines to break down.



Anti-Ageing protection

Aqualtis tumble dryers offer the exclusive Anti-Ageing treatment, based on specific drying programmes that extend the life of the fabrics, protecting colours and relaxing as well as regenerating fibres.

Our Ultima & Experience laundry range has advanced features to guarantee outstanding cleaning and drying performance, time after time. Our ideas. Your home.

With a brand new matching design, our Ultima and Experience Washing Machines and Tumble Dryers incorporate a host of new features.

Washing

- Widened inner porthole – one of the largest on the market.
- Newly designed rotating detergent drawer with easy dose device.
- Easy to open ergonomic door handle.
- Ultima models now have a 9kg capacity.

Drying

- Larger capacity – now up to 9kg!
- New wave patterned drum – creating an air cushion for smooth tumbling.
- New improved filter.
- Largest water bottle for more dry loads and less emptying.



Whiter for longer

Temperatures are maintained throughout the cycle to ensure efficient stain removal on white cottons with an intensified mechanical action. The result? Garments maintain their original whiteness for longer.



More energy efficient than ever!

Ensuring we are more energy efficient than ever before, our new washing machines feature an energy rating up to A+++ on our Experience and Ultima models. All our Freestanding and Built-In washing machines are Eco Tech models, and have dedicated Eco Cycles/Eco Wash function to save you around 50-70% in energy.*



Powerful Anti Allergy action

With new patented high temperature technologies on our washing machines and tumble dryers, major allergens and traces of detergent are reduced from clothes to care for delicate skin.



Hotpoint Anti Allergy cycles have been tested by Allergy UK and awarded their Seal of Approval.

*Energy savings are up to 50% for Eco Cotton cycle, up to 68% for Eco Synthetic cycle and up to 70% for Eco Fast Wash cycle (all compared to equivalent 30°C cycle)



The most Advanced Anti-Stain Treatment yet.

This cycle removes even the 20 most difficult of stains thanks to its intelligent electronic water and temperature control.

Normally stains require high temperatures in order to get them out, but this can also fade colours. The Anti-Stain cycle effectively removes difficult stains, including fruit, blood, chocolate, grass and felt-tip pen. This is achieved through the agitation of the wash, an initial bio-phase at 40°C, to remove enzymatic stains, followed by a constant 43°C phase, ensuring the removal of all stains, without pre-treatment.



Washing
Machines

AQ113D697
11kg Aqualtis Washing Machine

AQUALTIS



HIGH DEFINITION WASHING Keep the original colour of your clothes, with the new Colour Care Cycles.



1600rpm Max Spin Speed
LCD Display including Time to End
Variable Temperature & Spin Speed
24 Hour Delay Timer
Anti Allergy Cycle
Colour Care Cycles: Whites, Coloureds, Darks
Ultra Delicate Cycle
Platinum Wool Cycle
Steam Refresh Cycle
Bed & Bath Cycle, Duvet Cycle
Eco Wash Function
Steam Hygiene Option
Time Saver Option, Easy Iron Option, Child Lock
MyCycle 3 Programme Memory Function

Dimensions: H 850 x W 595 x D 631 (mm)
Colours: White with Tungsten Door (E),
White with Ice Door (I), Silver (S)

AQ113F497
11kg Aqualtis Washing Machine

AQUALTIS



HIGH DEFINITION WASHING Care for the most delicate skin, the Anti Allergy Cycle removes major allergens from your clothes.



1400rpm Max Spin Speed
Digital Display including Time to End
Variable Temperature & Spin Speed
24 Hour Delay Timer
Anti Allergy Cycle
Colour Care Cycles: Whites, Coloureds, Darks
Ultra Delicate Cycle
Platinum Wool Cycle
Steam Refresh Cycle
Bed & Bath Cycle, Duvet Cycle
Eco Wash Function
Steam Hygiene Option
Time Saver Option, Easy Iron Option, Child Lock

Dimensions: H 850 x W 595 x D 631 (mm)
Colours: White with Tungsten Door (E),
White with Ice Door (I)

AQ113L297
11kg Aqualtis Washing Machine

AQUALTIS



HIGH DEFINITION WASHING For a deep hygienic clean use the natural power of steam.



1200rpm Max Spin Speed
LED Programme Progress Indicators
Variable Temperature & Spin Speed
24 Hour Delay Timer
Anti Allergy Cycle
Colour Care Cycles: Whites, Coloureds, Darks
Ultra Delicate Cycle
Platinum Wool Cycle
Steam Refresh Cycle
Bed & Bath Cycle, Duvet Cycle
Eco Wash Function
Steam Hygiene Option
Time Saver Option, Easy Iron Option, Child Lock

Dimensions: H 850 x W 595 x D 631 (mm)
Colours: White with Tungsten Door (E),
White with Ice Door (I)

WMUD962
9kg Ultima Washing Machine

ULTIMA



WMUD942
9kg Ultima Washing Machine

ULTIMA



HIGH DEFINITION WASHING Remove even the most stubborn stains with our Anti-Stain cycle.



1600rpm Max Spin Speed
LCD Display including Time to End
Variable Temperature & Spin Speed
Super Silent Wash
24 Hour Delay Timer
Anti-Stain Cycle
Anti Allergy Rinse Option
Bed & Bath Cycle
MyCycle Memory Function
Eco Wash Function
Platinum Care Wool Cycle
Auto Clean Cycle
Cleaning Action Selector
Time Saver Option
Reduced Creases Option
Child Lock

Dimensions: H 850 x W 595 x D 605 (mm)
Colours: Polar White (P), Graphite (G)

HIGH DEFINITION WASHING Make light work of washing the duvet, with our special Bed & Bath Cycle and huge 9kg capacity.



1400rpm Max Spin Speed
LCD Display including Time to End
Variable Temperature & Spin Speed
Super Silent Wash
24 Hour Delay Timer
Anti-Stain Cycle
Anti Allergy Rinse Option
Bed & Bath Cycle
MyCycle Memory Function
Eco Wash Function
Platinum Care Wool Cycle
Auto Clean Cycle
Cleaning Action Selector
Time Saver Option
Reduced Creases Option
Child Lock

Dimensions: H 850 x W 595 x D 605 (mm)
Colours: Polar White (P), Graphite (G), Black (K),
Stainless Steel (X)

WMEF963
9kg Experience Washing Machine

EXPERIENCE



HIGH DEFINITION WASHING Keep your whites looking snow white wash after wash, with the special Whites Cycle.



1600rpm Max Spin Speed
Digital Display including Time to End
Variable Temperature and Spin Speed
24 Hour Delay Timer
Anti-Stain Cycle
Whites Cycle
Anti Allergy Cycle
Platinum Wool Cycle
Baby Cycle
Eco Cycles
Cleaning Action Selector
Time Saver Option
Auto Clean Maintenance Wash Cycle
Child Lock
Titanium Heating Element

Dimensions: H 850 x W 595 x D 605 (mm)
Colour: Graphite (G) Also available:
WMEF943 (1400rpm) Polar White (P), Stainless Steel (X)
WMEF923 (1200rpm) Polar White (P)

WMEF762
7kg Experience Washing Machine

EXPERIENCE



HIGH DEFINITION WASHING Better results with the toughest baby food stains, the Baby Cycle is designed to tackle them all.



1600rpm Max Spin Speed
Digital Display including Time to End
Variable Temperature and Spin Speed
24 Hour Delay Timer
Anti-Stain Cycle
Whites Cycle
Anti Allergy Cycle
Platinum Wool Cycle
Baby Cycle
Eco Cycles
Cleaning Action Selector
Time Saver Option
Auto Clean Maintenance Wash Cycle
Child Lock

Dimensions: H 850 x W 595 x D 534 (mm)
Colour: Polar White (P) Also available:
WMEF742 (1400rpm) Polar White (P), Graphite (G)
WMEF722 (1200rpm) Polar White (P)
WMEF702 (1000rpm) Polar White (P)

WTL500
Top Loading Washing Machine



All the convenience of a top loading machine, with many of the same features as our front loading machines.



1000rpm Max Spin Speed
Wash Performance: A
Energy Rating: A
Spin Performance: C
LED Programme Progress Display
Variable Temperature & Spin
Automatic Half Load
Baby Cycle, Shirts Cycle, Lingerie Cycle, Eco Cycles:
Cottons, Synthetics & 30 Minute Fast Wash
Fast Wash (60 Minute)
30°C Silk Wash
Extra Rinse
Reduced Creases
Super Wash
12 Hour Delay Start

Dimensions: H 850 x W 400 x D 600 (mm)
Colour: Polar White only [P]



Built-In
Washing
Machines



BHWM129/1
Built-In Washing Machine



Take care of your delicates with our lingerie cycle – a specially designed gentle wash that still gives great wash performance.



Spin Speed: 1200rpm
Number of Wash Programmes: 16
Wash Programmes Include:
Shirts, Lingerie, Baby Cycle, Delicates
3 Eco Wash Cycles:
Cottons, Synthetics & Fast Wash
Variable Spin & Temperature
Unbalanced Load Detection System
Coin Trap Accessible from Front
LED Programme Indicators

Finish: Cabinetry Door Required

Our Laundry solutions are what makes the Hotpoint difference. They are designed to help make your life easier. Our ideas. Your home.



Anti Allergy Cycle

Available on our washing machines, this cycle uses a combination of high temperature (60°C) and additional rinse stages to significantly reduce major allergens such as dust mites and pollen. Hotpoint has achieved the Allergy UK, Seal of Approval.



Ultra Delicate Cycle

Aqualtis knows how to pamper your most delicate and precious fabrics and garments such as lace, silk, embroidered linen, fabrics with sequins, wool or cashmere. This is achieved through reduced agitation from the soft cascade lifters and a 'cradle' movement in the wash phase.



Colour Care

New to Aqualtis, our unique hydro thermal technology keeps temperatures constant, maintaining the original colour of your clothes for longer. There are 3 dedicated cycles for Whites, Darks and Coloureds.



Advanced Anti-Stain Cycle

The most advanced anti-stain treatment yet on Ultima and Experience machines – this cycle permanently removes even the 20 most difficult stains thanks to its intelligent electronic water and temperature control.



Whites Cycle

On Experience and Aqualtis washing machines, temperatures are maintained throughout the cycle to ensure efficient stain removal on whites with an intensified mechanical action. The result? Garments maintain their original whiteness for longer.



Eco Tech

Our Eco Tech icon is awarded to those washing machines that have at least an A+ energy rating or feature our Eco Cycles or Eco Wash function for ultimate energy savings.



Super Silent Wash

A Hotpoint Super Silent washing machine is equipped with specialised motor and sound insulating panels which dramatically reduce noise levels during the wash cycle, so that you'll hardly know it's working.



Bed & Bath Cycle

Available on our large capacity Ultima and Aqualtis washing machines, this programme has been specially designed to wash bulky loads of bedding and towels efficiently in just under two hours, with great cleaning performance.



Baby Cycle

Let Hotpoint help look after your little one's clothes. Our Baby Cycle is specially designed to tackle the toughest of stains typically associated with babies and young toddlers, including baby food, fruit yoghurt, mud and grease.



Woolmark Platinum

All Hotpoint washing machines have been awarded the prestigious Woolmark* Apparel Care Platinum endorsement, recognising the effectiveness of the special Wool Cycle in treating woollen fibres in an extremely gentle way.



Shirts Cycle

A cycle designed to wash shirts with care and, thanks to special programming, ensures that creasing is reduced to make ironing easier.

*In the UK and Eire the Woolmark is a Certification Trade Mark

Washer Dryers



AQD1170D697
11kg Aqualtis Washer Dryer

AQUALTIS



For a deep hygienic clean
use the natural power of steam.



1600rpm max spin speed
LCD Display including Time to End
Variable Temperature and Spin Speed
Super Silent Wash
24 hour Delay Timer
Colour Care Cycles: Whites, Coloureds, Darks
Ultra Delicate Cycle
Platinum Wool Cycle
Steam Refresh Cycle
Wash & Dry 45 Minute cycle
Eco Wash function
Steam Hygiene Option
Easy Iron Option
Time Saver Option
4 Level Set & Forget Sensor Drying

Dimensions: H 850 x W 595 x D 631 (mm)
Colour: White with Tungsten Door (E)

AQD1170F697
11kg Aqualtis Washer Dryer

AQUALTIS



Keep the original colour
of your clothes, with the new
Colour Care Cycles.



1600rpm Max Spin Speed
Digital Display including Time to End
Variable Temperature and Spin Speed
Super Silent Wash
24 hour Delay Timer
Colour Care Cycles: Whites, Coloureds, Darks
Ultra Delicate Cycle
Platinum Wool Cycle
Steam Refresh Cycle
Wash & Dry 45 Minute Cycle
Eco Wash Function
Steam Hygiene Option
Easy Iron Option
Time Saver Option
4 Level Set & Forget Sensor Drying

Dimensions: H 850 x W 595 x D 631 (mm)
Colour: White with Tungsten Door (E)

WDUD9640
9kg Ultima Washer Dryer

ULTIMA



Care for the most delicate skin,
the Anti Allergy Cycle removes
major allergens from your clothes.



1400rpm Max Spin Speed
LCD Display including Time to End
Variable Temperature
Super Silent Wash
24 Hour Delay Timer
Anti-Stain Cycle
Anti Allergy Rinse
Ready to Wear 45 Minute Cycle
MyCycle Memory Function
Eco Wash Function
Platinum Care Wool Cycle
30 Minute Fast Wash
Auto Clean Cycle
Cleaning Action Selector
Time Saver Option, Slow Spin Option

Dimensions: H 850 x W 595 x D 605 (mm)
Colours: Black (K), Graphite (G), Polar White (P)

WDPG8640
8kg Aquarius+ Washer Dryer

AQUARIUS+



Remove even the most stubborn stains with our Anti-Stain Cycle.



1400rpm Max Spin Speed
Digital Display including Time to End
Variable Temperature and Spin Speed
24 hour Delay Timer
Anti-Stain Cycle
Anti Allergy Cycle
Ready to Wear 45 Minute Cycle
Whites Cycle
Eco Wash function
Platinum Care Wool Cycle
30 Minute Fast Wash
Auto Clean Cycle
Cleaning Action selector
Child Lock

Dimensions: H 850 x W 595 x D 605 (mm)
Colours: Polar White (P), Graphite (G), Black (K),
Stainless Steel (X)

WDAL8640
8kg Aquarius Washer Dryer

AQUARIUS



Keep your whites looking snow white wash after wash, with the special Whites Cycle.



1400rpm Max Spin Speed
LED Programme Progress Indicators
Variable Temperature
Anti-Stain Cycle
Anti Allergy Cycle
Ready to Wear 45 Minute Cycle
Whites Cycle
Eco Wash function
Platinum Care Wool Cycle
30 Minute Fast Wash
Auto Clean Cycle
Time Saver Option
Slow Spin Option
Super Wash Option

Dimensions: H 850 x W 595 x D 605 (mm)
Colours: Polar White (P), Graphite (G)

BHWD129/1
Built-In Washer Dryer



Complete convenience with Set and Forget sensor drying, which switches off automatically when the load is dry.



Spin Speed: 1200rpm
Number of Wash Programmes: 16
Number of Dry Programmes: 3
Wash Programmes include:
Shirts, Ready to Wear, Baby Cycle, Delicates
3 Eco Cycles:
Cottons, Synthetics & Fast Wash
Drying Programmes:
Cottons, Synthetics & Wool
3 Level Set & Forget Sensor Drying
Ready to Wear 60 Minute Cycle
Variable Spin & Temperature
Unbalanced Load Detection System
LED Programme Progress Indicators

Finish: Cabinetry door required



Washer Dryers

Our Laundry solutions are what makes the Hotpoint difference. They are designed to help make your life easier. Our ideas. Your home.




11+7kg Wash and Dry

Our Aqualtis washer dryers have a huge 11kg wash load, which gives them the capacity to wash and dry a 7kg load in a single uninterrupted cycle.




9+6kg Wash and Dry Load

Our Ultima washer dryers have a large 9kg wash load, with the capacity to wash and dry a 6kg load in a single uninterrupted cycle.



Wash & Dry/Ready to Wear Cycle

This extra fast programme has been designed to wash and dry a small load of lightly soiled garments in as little as 45 minutes, making it perfect for refreshing an outfit the same day or night you need it... Or even an urgent school uniform wash.



Woolmark Platinum Care

All Hotpoint washer dryers feature this special wash programme endorsed by Woolmark*. Extra gentle agitation and low spin speeds help to reduce friction between fibres to help keep your woolens in great condition.



Anti Allergy Cycle

Available on selected Washer Dryers, this cycle uses a combination of high temperature (60°C) and additional rinse stages to significantly reduce major allergens such as dust mites and pollen. Hotpoint has achieved the Allergy UK, Seal of Approval.

*In the UK and Eire the Woolmark is a Certification Trade Mark



Eco Tech

Our Eco Tech icon highlights those washer dryers with an A energy rating or specialist Eco features such as the Eco Wash Function, like on all our Aqualtis washer dryers that save around 50% to 70% in energy* by automatically modifying the Cotton, Synthetic or Fast Wash cycles.

*Energy savings are up to 50% for Eco Cotton cycle, up to 68% for Eco Synthetic cycle and up to 70% for Eco Fast Wash cycle (all compared to equivalent 30°C cycle).



Set and Forget Sensor Drying

Our Set and Forget drying system uses sensors to monitor the moisture and temperature levels inside the drum of the machine, for maximum energy efficiency. The machine stops when clothes reach the desired drying level (see below).




Iron Dry

This drying setting leaves a level of moisture within the clothes, helping to make the ironing easier, which is particularly useful for garments such as shirts.



Hanger Dry

This medium drying level is ideal for garments which don't need to be ironed and can simply be placed on a hanger to finish drying.



Cupboard Dry

The drying programme will end when the sensors detect very little moisture inside the drum, meaning the garments are almost completely dry and ready to put away.



Extra Dry

This level of sensor drying ensures the garments are completely dry and can be worn immediately.

Please note, Three or Four Level Set and Forget Sensor Drying is available depending upon your choice of machine.

Tumble Dryers



AQC94F7
9kg Aqualtis Heat Pump Tumble Dryer

AQUALTIS



Use 40% less energy than an A rated dryer with innovative heat pump technology.



Digital Display including Time to End
7 Level Set & Forget Sensor Drying
24 Hour Time Delay
Programmes:
Anti Allergy, Quick Dry, Bed & Bath,
Shirts, Duvet, Jeans, Silver Wool, Silk,
Baby Delicate, Activewear, Cuddly Toys,
Easy Iron, Timed Drying, Extra Care Option,
Creasecare Option

Dimensions: H 850 x W 595 x D 630 (mm)
Colour: White with Tungsten Door (E)

AQC9BF7
9kg Aqualtis Condenser Tumble Dryer

AQUALTIS



Gentle on the most sensitive skin
the Anti Allergy programme reduces
allergens on your clothes.



Digital Display including Time to End
7 Level Set & Forget Sensor Drying
24 Hour Time Delay
Programmes:
Anti Allergy, Quick Dry, Bed & Bath,
Shirts, Duvet, Jeans, Silver Wool, Silk,
Baby Delicate, Activewear, Cuddly Toys,
Easy Iron, Timed Drying, Extra Care Option,
Creasecare Option

Dimensions: H 850 x W 595 x D 630 (mm)
Colours: White with Tungsten Door (E)
White with Ice Door (I)
Silver with Silver Door (S)

TCUD97B6
9kg Ultima Condenser Tumble Dryer

ULTIMA



More dry loads and less emptying
with the new large water bottle.



LCD Display including Time to End
7 Level Set & Forget Sensor Drying
24 Hour Time Delay
Smart Valve Water Bottle
Special Programmes:
Anti Allergy, Heat & Enjoy, Dark Cycle,
Turbo Dry, Bed & Bath, Shirts,
Duvet, Jeans, Gold Wool, Silk, Baby Delicate,
Cuddly Toys, Easy Iron, Timed Drying,
Less Fluff Option, Creasecare Option,
Good Night Option

Dimensions: H 850 x W 595 x D 622 (mm)
Colours: Polar White (P), Graphite (G), Black (K)

TCEL87B6
8kg Experience Condenser Tumble Dryer

EXPERIENCE



HIGH DEFINITION DRYING Time your laundry to suit your day with the Delay Timer function.



LED Interface with Programme Progress Indicators
7 level Set & Forget Sensor Drying
9 hour Delay Timer
Smart Valve Water Bottle
Special Programmes:
Shirts, Bed & Bath, Anti Allergy, Quick Dry,
Jeans, Delicates, Baby Cycle, Wool, Silk,
Cuddly Toys; Heat & Enjoy, Easy Iron, Refresh,
Extra Care Option, Creasecare Option


Dimensions: H 850 x W 595 x D 622 (mm)
Colours: Polar White (P), Graphite (G)

TCEM80C6
8kg Experience Condenser Tumble Dryer

EXPERIENCE



Keep the natural beauty and colour of your clothes, with our Anti-Ageing System.



Timed Tumble Drying
Safety Start Button
Reverse Tumble Action
High & Low Heat Settings
Cool Tumble
Empty Water Indicator Light

Dimensions: H 850 x W 595 x D 622 (mm)
Colours: Polar White (P), Graphite (G)

TVEL75C6
7kg Experience Vented Tumble Dryer

EXPERIENCE



Complete convenience with Set & Forget Sensor Drying which switches off when the load is dry.



LED Interface with Programme Progress Indicators
5 level Set & Forget Sensor Drying
9 hour Delay Timer
Special Programmes:
Shirts, Bed & Bath, Jeans, Baby Delicates,
Wool, Cuddly Toys, Easy Iron, Heat & Enjoy,
Refresh, Creasecare Option

Dimensions: H 850 x W 595 x D 584 (mm)
Colours: Polar White (P), Graphite (G)

TVEM70C6
7kg Experience Vented Tumble Dryer

EXPERIENCE



Cut down on ironing with the Cool Tumble programme.



Timed Tumble Drying
Safety Start Button
Reverse Tumble Action
High & Low Heat Settings
Cool Tumble

Dimensions: H 850 x W 595 x D 584 (mm)
Colours: Polar White (P), Graphite (G)

Tumble dryer solutions which give the ultimate care for your clothes. Our ideas. Your home.



Condenser Dryers

The ultimate drying convenience, condenser dryers do not need a vent hose so they can be placed anywhere in your home. The internal condensing system collects moisture into an easy empty water bottle at the top of the machine. You don't even have to empty the water at all if you use the mains drain option, which comes as standard on all Hotpoint condenser dryers.



Vented Dryers

Designed to co-ordinate with our washing machine range, Hotpoint vented dryers offer a 7kg load capacity and are full of helpful features like Easy Iron and a useful airing programme.



Anti Allergy Action

This cycle uses a patented high temperature control system to eliminate and reduce major allergens to help protect those with sensitive skin.



Anti-Ageing System

The innovative wave design creates cushions of air which gently embrace the laundry, keeping the natural beauty and colour of your clothes.



Set and Forget Sensor Drying

Our Set and Forget drying system uses sensors to monitor the moisture and temperature levels inside the drum, so that based on the choice of drying level you make, the machine senses when the load is dry. Not only convenient for you, sensor drying ensures maximum energy efficiency, by ensuring that the machine stops when the clothes reach the drying level selected.



Smart Valve Water Bottle

The Smart Valve Water Bottle on our condenser dryers is larger than ever so lets you dry more loads before you need to empty it. The easy to carry water bottle also has two separate emptying valves – one for quick emptying and one for precise emptying if you choose to recycle the water for ironing or watering plants.



Eco Tech

Our Eco Tech icon highlights those tumble dryers with a B energy rating or above, helping you to save energy at home. For maximum energy efficiency, see the Aqualtis A-40% rated dryer on p 34.



Pre and Post Creasecare

Help prevent creases forming in your laundry by selecting the Pre and/or Post Creasecare option, which will intermittently tumble the load with no heat. Particularly useful if you are not available to unload the machine at the end of a cycle.



Baby Programme

Available on our Aqualtis tumble dryers, a specially designed drying programme with a constant heat profile, set to maintain a small level of moisture in the garments, leaving them perfectly soft and gentle against delicate baby skin.



Bed and Bath Programme

A profile designed with the optimum balance of heat, tumble and cooling phases to ensure that bulky loads of bedding and towels dry evenly, giving perfectly soft drying results every time.



Heat & Enjoy

Brings the temperature inside the drum to 37°C and keeps it constant until the door is opened. Ideal for the winter and cold evenings, as children's pyjamas or towels come out warm at body temperature.



Woolmark Gold Care

Selected Hotpoint tumble dryers feature this special programme endorsed by Woolmark*, the world's leading authority on all wool items. The drum moves in one direction throughout the drying action, which helps to eliminate any friction between the fibres to help keep your clothes in great condition.



*In the UK and Eire the Woolmark is a Certification Trade Mark

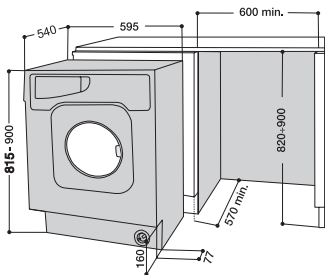
Specifications

Freestanding Washing Machines

Specifications






Built-In Washing Machine/Washer Dryer

		
Model	BHWM129/1	BHWD129/1
KEY INFORMATION		
Pages	25	31
TYPE	•	•
Washing Machine		
Washer Dryer		
Spin Speed	1200	1200
Drum Capacity (kg)	6.5	6.5
ENERGY		
Energy Efficiency Class	A+	B
Wash Performance Class	A	A
Spin Performance Class	B	B
Water Consumption (Normal Cycle)	54	54
Water Consumption (Normal Cycle & Drying)		100
CONTROL KNOBS		
Number of Flush Controls	3	3
Variable Temperature	•	•
Programme Selector	•	•
Variable Spin Speed	•	•
Drying Levels		•
BUTTONS		
Number of Buttons	6	6
On/Off	•	•
Extra Rinse	•	•
Mini Load	•	
Easy Iron	•	
Super Wash	•	•
Start/Pause	•	•
Spin Speed		•
Eco Cycles		•
INDICATOR LIGHTS		
On/Off	•	•
Door Lock	•	•
Options	•	
Start/Pause	•	•
Washing Phases	•	•
Drying		•
SPECIAL FEATURES		
Rotating Dispenser Drawer	•	•
Door Opening (degrees)	150	150
A Rated Wash at 60°C	•	•
Delicate Programme (Silk & Curtains)	•	•
Number of Programmes	16	16
Eco Cycles	3	3
Number of Drying Cycles		3
PERFORMANCE		
Electronic Control (Timer)	•	•
Balance Check	•	•
Detergent Regeneration	•	•
Normal Cycle (Cotton 60°C)	•	•
Time for Wash (Normal Cycle)	153	153
Energy Consumption (Normal Cycle)	1.19	1.19
Drying Load (kg)		5
Adjustable Spin Speed (rpm)	600-1200	600-1200
SAFETY		
Overflow System	•	•
Coin Trap Accessible from Front	•	•
SUPPLY		
Cold Fill Only	•	•
Supply/Voltage (V/Hz)	230/50	230/50










BHWM129/1 & BHWD129/1

Freestanding Washer Dryers

	Aqualtis		Ultima	Aquarius	
					
Model	AQD1170D697	AQD1170F697	WDUD9640	WDPG8640	WDAL8640
Colours I = White with Ice Door, E = White with Tungsten Door, G = Graphite, X = Stainless Steel, S = Silver, K = Black, P = Polar White	E	E	P/G/K	P/G/K/X	P/G
KEY INFORMATION					
Page Number	28	29	29	30	30
Max Wash Load - Cottons (KG)	11	11	9	8	8
Max Dry Load - Cottons (KG)	7	7	6	6	6
Max Wash & Dry Load - Cottons (KG)	7	7	6	6	6
Max Spin Speed (rpm)	1600	1600	1400	1400	1400
User Interface	LCD	Digital	LCD	Digital	LED
Display includes "Time To End"	Y	Y	Y	Y	Y
Super Silent Wash	Y	Y	Y	Y	Y
Dimensions (mm)	850x595x645	850x595x645	850x595x605	850x595x605	850x595x605
ENERGY / PERFORMANCE INFORMATION					
Energy, Wash, Spin Performance	AAA	AAA	AAA	AAA	AAA
Energy Consumption (kWh) (60°C Cotton Cycle Wash, Spin & Dry)	7.48	7.48	6.12	5.44	5.44
Water Consumption (litres) (60°C Cotton Cycle Wash, Spin & Dry)	138	138	107	105	105
Energy Consumption (kWh) (60°C Cotton Cycle Wash & Spin)	1.32	1.32	1.41	1.04	1.04
Water Consumption (litres) (60°C Cotton Cycle Wash & Spin)	84	84	75	73	73
Programme Time (60°C Cotton Cycle wash cycle only)	204	204	191	199	199
Remaining Moisture - 60°C Cotton Cycle (Full Load kWh)	44	44	44	44	44
Annual Energy Consumption (kWh) (60°C Cotton Cycle Wash, Spin & Dry)	1496	1496	1224	1088	1088
Annual Water Consumption (litres) (60°C Cotton Cycle Wash, Spin & Dry)	27600	27600	21400	21000	21000
Annual Energy Consumption (kWh) (60°C Cotton Cycle Wash & Spin)	264	264	282	199	199
Annual Water Consumption (litres) (60°C Cotton Cycle Wash & Spin)	16800	16800	15000	14600	14600
WASH PROGRAMMES					
ITCL Programmes	Y	Y	Y		
Steam Refresh Cycle	Y	Y		Y	Y
Woolmark Platinum Care	Y	Y	Y		
Eco Cycle Option	Y	Y	Y	Y	Y
30 min Fast Wash	Y	Y	Y	Y	Y
Anti-Stain			Y	Y	Y
Ultra Delicates Cycle	Y	Y		Y	Y
Delicates			Y		
Whites	Y	Y		Y	Y
Darks	Y	Y			
Coloureds	Y	Y			
45 minute Ready to Wear / Wash & Dry cycle	Y	Y			
Auto Clean			Y	Y	Y
DRYING PROGRAMMES					
Set and Forget sensor drying	4 Level	4 Level	3 Level	3 Level	3 Level
Cottons, Wool, Synthetics drying programmes	Y	Y	Y	Y	Y
Timed Dry	180 mins	180 mins	180 mins	180 mins	180 mins
OPTIONS					
Variable Temperature	Y	Y	Y	Y	Y
Slow Spin			Y	Y	Y
Steam Hygiene	Y	Y			
Eco Wash Function	Y	Y			
Eco Dry Function			Y	Y	Y
Cleaning Action			Y	Y	
Anti Allergic Rinse			Y		Y
Easy Iron	Y	Y			
Time Saver	Y	Y	Y		
MyCycle Memory Function	Y	Y	Y		Y
Delay Start	Y	Y	Y	Y	
Pause / On-off	Y	Y	Y	Y	Y
Selectable Child Lock	Y	Y		Y	

Freestanding Tumble Dryers

	Aqualtis		Ultima	Experience	
					
Model	AQC94F7	AQC9BF7	TCUD97B6	TCEL87B6	TCEM80C6
Colours I = White with Ice Door, E = White with Tungsten Door, G = Graphite, S = Silver, K = Black, P = Polar White	E	I/E/S	P/G/K	P/G	P/G
KEY INFORMATION					
Page Number	34	35	35	36	36
Max Dry Load - Cottons (KG)	9	9	9	8	8
User Interface	Digital	Digital	LCD	LED	Mechanical
Display includes "Time To End"	Y	Y	Y		
Dimensions (mm)	850x595x630	850x595x630	850x595x622	850x595x622	850x595x622
ENERGY / PERFORMANCE INFORMATION					
Energy Efficiency Class	A	B	B	B	C
Better than A Class	-40%				
Energy Consumption - Cotton Cycle (Full Load kWh)	2.61	5.05	5.05	5.12	5.76
DRYING PROGRAMMES					
Set and Forget Sensor Drying	Y	Y	Y	Y	
Dryness Levels	7	7	7	7	
Timed Drying Available (range of times)	220-40	180-20	180-20	180-20	180-20
Gold Care Woolmark Programme			Y		
Anti Allergy	Y	Y	Y	Y	
Baby Delicate Cycle(s)	Y	Y	Y	Y	
Bed & Bath Programme	Y	Y	Y	Y	
Duvet Programme	Y	Y	Y		
Refresh Programme	Y	Y	Y	Y	
Shirts Programme	Y	Y	Y	Y	
Jeans Programme	Y	Y	Y	Y	
Silk Programme	Y	Y	Y	Y	
Easy Iron	Y	Y	Y	Y	
Cuddly Toys	Y	Y	Y	Y	
Lingerie Cycle					
Heat & Enjoy	Y	Y	Y	Y	
Active Wear	Y	Y	Y		
OPTIONS					
Creasecare	Y	Y	Y	Y	Y
High & Low Heat Settings	Y	Y	Y	Y	
Heat Pump Technology	Y				
End of Cycle Alarm	Y	Y	Y	Y	
MyCycle Memory Function			Y		
Time Delay (hours)	24 Hours	24 Hours	24 Hours	9 Hours	
Selectable Child Lock	Y	Y	Y		
Quick dry			Y		
Extra Care			Y	Y	
TECHNICAL FEATURES					
Reverse Action Drum	Y	Y	Y	Y	Y
Wave Effect Drum	Y	Y	Y	Y	Y
Mains Drain Option	Y	Y	Y	Y	Y
Smart Valve Water Bottle			Y	Y	
Glass Door	Y	Y	Y	Y	Y
Empty Water Indicator	Y	Y	Y	Y	Y
Clean Filter Indicator	Y	Y	Y	Y	

Experience	
	
TVEL75C6	TVEM70C6
P/G	P/G
37	37
7	7
LED	Mechanical
850x595x584	850x595x584
C	C
3.98	3.98
Y	
5	
140/60/30	180-20
Y	
Y	
Y	
Y	
Y	
Y	Y
Y	
9 Hours	
Y	Y
Y	Y
Y	





Dishwashing

Freestanding
52 Dishwashers
60 Specifications

Built-In
56 Dishwashers
61 Specifications



The Dishwashing Range

Free up your time by never having to wash up by hand again. Our new range of full size or slimline dishwashers, incorporate the very latest technology.

ULTIMA



The latest features and ultimate performance; Ultima dishwashers have a 14 place setting capacity and LCD display. Complete with a Flexipower motor and intelligent sensor system, and now even more conscious of the environment with A++ energy rating and reduced water consumption at as low as 7 litres on selected models.

EXPERIENCE

Our Experience dishwashers offer maximum loading flexibility for up to 14 place settings with Flexiload interiors or Dual Space baskets. The Flexiload innovative design includes a removable third tray in the top basket for cutlery and smaller items, folding removable glass supports and fully folding plate racks.



Slimline



Limited space in your kitchen? No problem. One of our slimline 45cm wide dishwashers will be the perfect fit. Available in a range of models, our Ultima version has all the latest features including the Flexipower motor and can still fit 10 place settings.

Built-In

Maximise the seamless lines of your kitchen with our range of fully integrated full size and slimline dishwashers. Packed with useful features such as Duo Wash, a special programme that takes care of both your delicate glassware and pots and pans in one cleverly designed wash.



Clever cleaning power
exactly when you need it.
Our ideas. Your home.

Flexiload



Maximum loading flexibility. The innovative design of our Flexiload interiors includes a removable third tray in the top basket for cutlery and smaller items, folding removable glass supports and fully folding plate racks.



Flexipower



Choose a dishwasher with
Flexipower for ultimate
performance, efficiency
and flexibility.

Thanks to the Flexipower intelligent sensor system you can rest assured that your dishwasher will automatically adjust the profile of the wash cycle, depending on the dirt detected on your dishes. So because it only uses the resources it needs, you get high performance with low energy. Thanks to the optimum energy savings it means Flexipower dishwashers are Eco Tech accredited. Look out for the icon on relevant models.



Dishwashing



FDUD4411
Full Size Ultima Dishwasher

ULTIMA



A truly efficient dishwasher
that uses just 7 litres of water to wash
a full load of 14 place settings.



Patented Water Recycling System
14 Place Settings
LCD Display including Time to End
Flexipower Motor and Sensor System
Flexiload Baskets including Extra Cutlery Rack
Dual Space Adjustable Top Basket
Aqua Stop Overflow Protection
12 Programmes:
Auto Super Wash, Normal Cycle, Daily A 60,
Soaking Pre-Wash, Eco Wash, Speed 25, Crystals,
Auto Duo Wash, Ultra Intensive Wash, Special
Guest, Baby Cycle, Self Care
24 hour Time Delay
Goodnight Option, Short Time Option,
Half Load Option, Extra Dry Option

Dimensions: H 850 x W 600 x D 600 (mm)
Colours: Polar White (P), Stainless Steel (X)

FDUD4212
Full Size Ultima Dishwasher

ULTIMA



Ultra dry dishes in no time
Patented heater and fan technology
delivers the ultimate in drying performance
with with an A++ energy rating.



Patented Energy Saving Drying System
14 Place Settings
LCD Display including Time to End
Flexipower Motor and Sensor System
Flexiload Baskets including Extra Cutlery Rack
Dual Space Adjustable Top Basket
Aqua Stop Overflow Protection
12 Programmes:
Auto Super Wash, Normal Cycle, Daily A 60,
Soaking Pre-Wash, Eco Wash, Speed 25, Crystals,
Auto Duo Wash, Ultra Intensive Wash, Special
Guest, Baby Cycle, Self Care
24 hour Time Delay
Goodnight Option, Short Time Option,
Half Load Option, Extra Dry Option

Dimensions: H 850 x W 600 x D 600 (mm)
Colours: Polar White (P), Stainless Steel (X)

FDEF4101
Full Size Experience Dishwasher

EXPERIENCE



**Maximise the space in your
dishwasher with our Flexiload
interior** making it easier to fit in all
your items.



14 Place Settings
Digital Display including Time to End
Flexiload Baskets including Extra Cutlery Rack
Dual Space Adjustable Top Basket
8 Programmes:
Eco Wash, Normal Wash, Daily A 60,
Pre Wash, Super Wash, Speed 25, Delicate Wash
Baby Cycle, Extra Dry Option
9 Hour Time Delay
Half Load Option
Tabs Option

Dimensions: H 850 x W 600 x D 600 (mm)
Colours: Graphite (G), Stainless Steel (X)

FDEL3101
Full Size Experience Dishwasher

EXPERIENCE



FDEM3101
Full Size Experience Dishwasher

EXPERIENCE



SDD910
Slimline Ultima Dishwasher


ULTIMA



SDL510
Slimline Dishwasher

AQUARIUS




 **Perfect for everyday cleaning,** our Daily A 60 programme is designed to wash a small load in just 60 minutes with an A class wash performance.



14 Place Settings
LED Programme Progress Indicators
Dual Space Adjustable Top Basket
7 Programmes:
Eco Wash
Normal Wash
Daily A 60
Pre Wash
Super Wash
Speed 25
Delicate Wash
9 Hour Time Delay
Half Load Option
Tabs Option


Dimensions: H 850 x W 600 x D 600 (mm)
Colours: Polar White (P), Graphite (G)


 **More space to wash larger items with Dual Space** which lets you raise the top basket even when loaded.



14 Place Settings
LED Programme Progress Indicators
Dual Space Adjustable Top Basket
5 Programmes:
Eco Wash
Normal Wash
Pre Wash
Intensive Wash
Fast Wash

Dimensions: H 850 x W 600 x D 600 (mm)
Colour: Polar White (P)

 **Perfect cleaning results with Flexipower**, an intelligent sensor system which assesses and modifies the temperature, duration, pressure and number of rinses.



10 Place Settings
LCD Display including Time to End
Flexipower Motor and Sensor System
Dual Space Adjustable Top Basket
Aqua Stop overflow protection
8 Programmes:
Intensive, Speed 25, Auto Normal, Delicate Wash, Prewash, Eco Wash, Short Time, Good Night
24 Hour Time Delay
Half Load Option
Short Time Option
Extra Day Option

Dimensions: H 850 x W 450 x D 600 (mm)
Colours: Polar White (P), Graphite (G), Stainless Steel (X), Black (K)

 **Big enough for a family with 10 place settings**, but slim enough to fit in any kitchen.



10 Place Settings
LED Programme Progress Indicators
7 Programmes:
Intensive Wash
Normal Wash
Daily A 60
Pre Wash
Eco Wash
Speed 25
Delicate Wash
Salt & Rinse Aid Refill Indicators
Removable Cutlery Basket
Foldable Cup/Safety Knife Rack
Half Load
9 Hour Delay Start

Dimensions: H 850 x W 450 x D 600 (mm)
Colours: Graphite (G), Polar White (P)

Built-In Dishwashing



LFT228A
Fully Integrated Dishwasher



Wash your delicates and pans in the same cycle with Duo Wash -
a gentle wash in the top basket and intensive in the other.



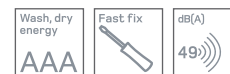
12 Place Settings
8 Programmes
4 Temperatures
Electronic Water Softener Indicator
Natural Drying
Wash Programmes include:
Eco, Delicates, Daily 60, Rapid 35, DuoWash
Super Sliding Upper Baskets
Digital Display
3, 6, 9 Hour Delay Timer
Waterstop Protection
Overflow Protection
Self Balancing Door

Finish: Cabinetry Door Required

LST216
Fully Integrated Slimline Dishwasher



Want a dishwasher but think you don't have space? Our Slimline model
still washes a whopping 10 place settings.



10 Place Settings
6 Programmes
3 Temperatures
Electronic Water Softener Indicator
Natural Drying
Wash Programmes include:
Eco, Intensive, Normal, Rapid 35
Super Sliding Upper Baskets
Fixed Lower Baskets
LED Display
Waterstop Protection
Overflow Protection
Self Balancing Door
45cm Wide

Finish: Cabinetry Door Required



Hotpoint dishwashers have an array of features to free your time, and free you from the kitchen sink. Our ideas. Your home.



14 Place Settings

Cleverly designed upper and lower baskets allow you to wash two extra place settings within the same standard sized dishwasher, with no compromise on cleaning.




Dual Space

The Dual Space system on selected dishwashers allows you to adjust the height of the top basket in one quick and easy movement, even if you've already fully loaded it, which means you can have more room in the lower basket.



Speed 25

This ultra fast cycle has been developed to wash lightly soiled items in just 25 minutes, leaving you free to get on with more important things.



Extra Silent & Goodnight

Our top of the range Ultima dishwashers are some of the quietest on the market, at a similar noise level to a quiet conversation.



Daily A 60

This wash programme has been designed to wash a typical load of 4-6 lightly soiled place settings within just 60 minutes, whilst achieving an A class wash performance.



Eco Tech


Our Eco Tech icon highlights dishwashers with our energy efficient Flexipower intelligent sensor system.

Eco Wash

An environmentally friendly wash cycle combining low energy consumption levels with great cleaning performance.

A+

Our new Ultima and Experience dishwashers have an A+ energy rating, and Ultima now also features reduced water consumption using as little as 7 litres per wash.




Duo Wash

The versatile Duo Wash incorporates two washes in one – a gentle wash in the top basket for delicate glasses and china, while an intensive wash takes care of heavily soiled plates, pots and pans in the bottom basket.




Delicate

This Delicate wash programme gives your fragile crystal, china and glassware the care needed, to ensure great cleaning with no damage.



Short Time

Short Time significantly reduces the duration of the wash phase whilst still maintaining the optimum washing and drying performance by increasing water pressure.



Fast Fix

A unique hinge mechanism on our Built-In models enables the appliance to be installed without cutting the plinth. Then our patented Fast Fix system allows the front décor panel to be fitted in minutes even if the dishwasher has already been installed.



Finish






Together with Finish dishwasher detergent we strive to promote and educate the benefits and potential savings of using a dishwasher, as well as saving you time and energy at home. To ensure the best performance from your dishwasher you also need the best detergent so use Finish to get amazing results every time.





Specifications

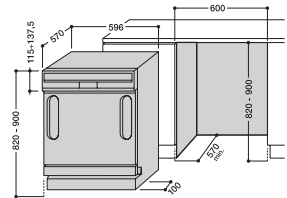
Freestanding Dishwashers

Freestanding Slim Dishwashers

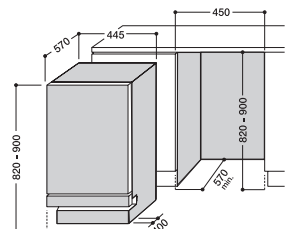
Built-In Dishwashers

	Ultima		Experience		
					
Model Number	FDUD4212	FDUD4411	FDEF4101	FDEL3101	FDEM3101
Page Number	53	52	53	54	54
Colour X = Stainless Steel, P = White, G = Graphite	P/X	P/X	G/X	P/G	P
KEY INFORMATION					
Place Settings	14	14	14	14	14
Number Of Wash Programmes	12	12	8	7	5
User Interface	LCD	LCD	Digital	LED	Mechanical
Display Includes "Time To End"	Y	Y	Y		
Extra Silent Wash	Y	Y			
Dimensions	850x600x600	850x600x600	850x600x600	850x600x600	850x600x600
ENERGY / PERFORMANCE INFORMATION					
Energy Efficiency Class	A++	A+	A+	A+	A+
Wash Energy Efficiency Class	A	A	A	A	A
Dry Energy Efficiency Class	A	A	A	A	A
Energy Consumption – Standard Cleaning Cycle (Eco Wash & Cold Fill – kWh)	0.91	1.03	1.03	1.03	1.03
Energy Consumption – Appliance Turned Off (kWh)	1.3	1.3	1.3	1.3	1.3
Energy Consumption – End Of Cycle Stand-By (kWh)	4.5	4.5	3	3	3
Annual Energy Consumption – Standard Cleaning Cycle (280 Eco Wash & Cold Fill Cycles – kWh)	254.8	299	299	299	299
Programme Time – Standard Cleaning Cycle (Eco Wash & Cold Fill - mins)	180	180	175	175	175
Noise Emissions – Standard Cleaning Cycle (Eco Wash & Cold Fill – db)	42	43	46	46	46
Auto Power Off Feature (mins to power off)	10	10	10	10	10
WATER EFFICIENCY					
Consumption – Standard Cleaning Cycle (Eco Wash & Cold Fill – Lts)	10	7	12	12	12
Annual Water Consumption – Standard Cleaning Cycle (280 Eco Wash & Cold Fill Cycles – Lts)	2800	1960	3360	3360	3360
WASH PROGRAMMES					
Soak Pre Wash	Y	Y	Y	Y	Y
Eco Wash	Y	Y	Y	Y	Y
Normal Wash	Y	Y	Y	Y	Y
Super Wash	Y	Y	Y	Y	
Daily A 60	Y	Y	Y	Y	
Intensive Wash	Ultra	Ultra			Y
Crystals	Y	Y			
Delicate Wash			Y	Y	
Speed 25	Y	Y	Y	Y	
Fast Wash					Y
Auto Duo Wash	Y	Y			
Special Guest Wash	Y	Y	Y		
Baby Cycle	Y	Y			
Self Care	Y	Y			
OPTIONS					
Extra Dry	Y	Y	Y		
Half Load	Y	Y	Y	Y	
Short Time	Y	Y			
Goodnight	Y	Y			
Delay Start	Y	Y	Y	Y	
All in 1 option for tablets	Y	Y	Y	Y	
UPPER BASKET					
Third level sliding tray	Y	Y	Y		
Dual Space height adjustable basket	Y	Y	Y	Y	Y
Cup/Safety Knife Rack	6	6	6	6	6
LOWER BASKET					
Fold Down Plate Racks	4	4	4	4	4
Pots and Pan Holders	2	2			
Removeable Cutlery Basket	Y	Y	Y	Y	Y
Dividable Cutlery Basket	Y	Y	Y	Y	Y
TECHNICAL FEATURES					
Flexipower Motor & Sensor System	Y	Y			
Water Recycling System		Y			
Turbo Dry System	Y				
Salt Refil Indicator	Y	Y	Y	Y	Y
Rinse Aid Refil Indicator	Y	Y	Y	Y	Y
Water Hardness Adjuster	Y	Y	Y	Y	Y
Stainless Steel Interior	Y	Y	Y	Y	Y
Hot or Cold Fill	Y	Y	Y	Y	Y
Heat Resistent Worktop	Y	Y	Y	Y	Y

	Ultima Slim	Aquarius Slim	Built-In	Built-In Slim
				
Model Number	SDD910	SDL510	LFT228A	LST216
Page Number	55	55	56	57
Colour X = Stainless Steel, G = Graphite, P = White	P/G/K/X	P/G	Y	Y
Fully Integrated Slimline	Y	Y		Y
KEY INFORMATION				
Place Settings	10	10	12	10
Number Of Wash Programmes	8	7	8	6
User Interface	LCD	LED	LCD	LED
Display Includes "Time To End"	Y			
Dimensions [Height x Width x Depth mm]	850x450x600	850x450x600	820-900x596x570	820-900x445x570
ENERGY / PERFORMANCE INFORMATION				
Energy Efficiency Class	A	A	A	A
Wash Energy Efficiency Class	A	A	A	A
Dry Energy Efficiency Class	A	A	A	A
Energy Consumption – Standard Cleaning Cycle (Eco Wash & Cold Fill – kWh)	0.92	0.92	1.03	0.92
Energy Consumption – Appliance Turned Off (kWh)	1.3	1.3	1.3	1.3
Energy Consumption – End Of Cycle Stand-By (kWh)	3	3	3	3
Annual Energy Consumption – Standard Cleaning Cycle (280 Eco Wash & Cold Fill Cycles – kWh)	268	268	299	268
Programme Time – Standard Cleaning Cycle (Eco Wash & Cold Fill -mins)	175	170	175	170
Noise Emissions – Standard Cleaning Cycle (Eco Wash & Cold Fill – db)	47	49	49	49
Auto Power Off Feature (mins to power off)	10	10	10	10
WATER EFFICIENCY				
Consumption – Standard Cleaning Cycle (Eco Wash & Cold Fill – Lts)	9	10	12	10
Annual Water Consumption – Standard Cleaning Cycle (280 Eco Wash & Cold Fill Cycles – Lts)	2520	2800	3360	2800
WASH PROGRAMMES				
Soak Pre Wash	Y		Y	Y
Eco Wash	Y	Y	Y	Y
Normal Wash	Auto	Y	Y	Y
Super Wash			Y	
Daily A 60		Y	Y	
Intensive Wash	Y	Y		Y
Auto Duo Wash			Y	
Delicate Wash	Y	Y	Y	
Speed 25	Y	Y		
Rapid 35			Y	Y
Short Time	Y			
Goodnight	Y			
OPTIONS				
Half Load	Y	Y		
Delay Start	Y	Y	3, 6, 9	
All in 1 option for tablets	Y	Y		
UPPER BASKET				
Third level sliding tray	Y	Y		
Dual Space height adjustable basket	Y	Y		
Cup/Safety Knife Rack	Y	Y		
LOWER BASKET				
Fold Down Plate Racks	1			
Removeable Cutlery Basket	Y	Y	Y	Y
TECHNICAL FEATURES				
Flexipower Motor & Sensor System	Y			
Salt Refil Indicator	Y	Y	Y	Y
Rinse Aid Refil Indicator	Y	Y	Y	Y
Concealed Heating Element	Y	Y	Y	Y
Water Hardness Adjuster	Y	Y	Y	Y
Stainless Steel Interior	Y	Y	Y	Y
Hot or Cold Fill	Y	Y	Y	Y
Easy Installation Package (Fast Fix)			Y	Y
Rear Foot Adjustable From Front			Y	Y
Waterstop Protection & Overflow Protection System			Y	Y
Self Balancing Door			Y	Y
Heat Resistent Worktop	Y	Y		



LFT228A



LST216




Refrigeration

Freestanding

- 66 US Style Fridge Freezers
- 68 Fridge Freezers
- 76 Fridges
- 82 Freezers
- 88 Specifications

Built-In

- 75 Built-In Fridge Freezers
- 80 Built-In Fridges
- 85 Built-In Freezers
- 94 Specifications



The Refrigeration Range


US Style Fridge Freezers



Create a style statement, whilst having the maximum capacity with our US Style range. Choose from the iconic Quadrio, to American side by sides, to our Big 70 with ingenious storage solutions, such as pizza storage built into the freezer doors.

Fridge Freezers

For maximum choice and even better food preservation, our built-in and freestanding fridge freezer range has a range of heights, widths and colours, so there is a product for you. Take a look at our 60cm Frost Free range, with the Air Tech Evolution system, which keeps food fresher for longer.



Fridges



Perfect for storing fresh meat, fruit and vegetables. Our fridges come in a range of sizes and colours, so it's easy to find the right fridge to suit your kitchen layout.

Freezers

Hotpoint freezers are packed with intelligent features such as Frost Free, so you never have to defrost again.



US Style Fridge Freezers

FFU4D
Fridge Freezer

quadrio



Create a style statement with the 4 door Quadrio whose unique design gives easy access to your food.



Air Tech Evolution Fully Frost Free System
Internal LED Control
4 Safety Glass Fridge Shelves
Super Cool
Full Width Chiller
LED Internal Lights
2 Half Width Salad Bins
2 Pull-Out Freezer Drawers
1 Shelf in Bottom Freezer Drawer
Ice Device – Twist & Serve Ice Tray
Super Freeze
Gross Capacity:
Fridge 314 Litres, Freezer 156 Litres



Dimensions: H 1955 x W 700 x D 760 (mm)
Colours: Stainless Steel (X), Black (K)

MSZ910/2/6NDF
Side by Side Fridge Freezer



Chilled filtered water and ice at the touch of a button, dispensed straight from the door.



Filtered Water & Ice Dispenser
Electronic Display
4 Safety Glass Fridge Shelves
2 Extra Deep Bottle Balconies
Covered Dairy Compartment
Full Width Chiller
Humidity Controlled Salad Bin
Super Cool
2 Freezer Drawers
2 Freezer Shelves
Super Freeze
Gross Capacity:
Fridge 340 Litres, Freezer 206 Litres



Dimensions: H 1774 x W 902 x D 752 (mm)
Colours: Stainless Steel (MSZ910NDF),
Black (MSZ916NDF), Silver (MSZ912NDF)

MSZ912
Side by Side Fridge Freezer



Keep your salad fresher.
The salad bin controls humidity to reduce the build up of bacteria and mould.



External Temperature Controls with Digital Display
4 Safety Glass Fridge Shelves
2 Extra Deep Bottle Balconies
Covered Dairy Compartment
Full Width Chiller
Humidity Controlled Salad Bin
Super Cool
2 Freezer Drawers
3 Freezer Shelves
Super Freeze
Gross Capacity:
Fridge 340 Litres, Freezer 206 Litres



Dimensions: H 1774 x W 902 x D 752 (mm)
Colour: Stainless Steel (MSZ912)

Fridge Freezers



FF7190AE
Big 70 Fridge Freezer



Extra capacity built in, this large fridge freezer has clever pizza pockets in the freezer doors.

Hygiene H+	Fully frost free 	Energy A+	Wine rack 	Holiday setting
----------------------	----------------------	---------------------	---------------	---------------------

- LED Control
- iCare Intelligent Refrigeration
- 4 Safety Glass Shelves
- Extra Deep Bottle Balcony – Holds Nine 1 Litre Bottles
- Full Width Salad Bin
- Super Cool
- Pizza Storage Space in Freezer Door
- Full Width Chiller
- 3 Freezer Drawers
- Super Freeze
- Ice Care – In Drawer Ice Trays
- Gross Capacity:**
Fridge 296 Litres, Freezer 142 Litres



Dimensions: H 1910 x W 700* x D 720 (mm)
Colours: Stainless Steel (X), Polar White (P)

*Due to the extra depth of the door, installation of the FF7190AE in a 70cm width cavity, particularly against a wall, may be problematic. Please allow up to 10cm additional space for maximum door opening.

FFUL2023
Ultima 60cm Frost Free Fridge Freezer



Keep your food fresher for longer thanks to the constant temperature and perfect air circulation of Air Tech technology.

	Ice Care 	Fully frost free 	Hygiene H+	Energy A++	
--	--------------	----------------------	----------------------	----------------------	--

- Air Tech Evolution Fully Frost Free System
- External Handles
- iCare Intelligent Refrigeration
- Separate Thermostat for Fridge & Freezer
- Holiday Setting, Super Cool, Super Freeze
- LED Indicator Lights
- Dual Light
- 4 Safety Glass Shelves with Metal Trim
- Wine Rack
- Hygiene+ Antibacterial Protection
- Full Width Chiller & Salad Bin
- 4 Freezer Drawers
- Easy Ice – Ice Cube Storage
- Gross Capacity:**
Fridge 212 Litres, Freezer 113 Litres



Dimensions: H 2000 x W 600 x D 655 (mm)
Colours: Polar White (P), Stainless Steel (X)

FFUL1820
Ultima 60cm Frost Free Fridge Freezer



No more defrosting ever with our Fully Frost Free System.

	Ice Care 	Fully frost free 	Hygiene H+	Energy A++	
--	--------------	----------------------	----------------------	----------------------	--

- Air Tech Evolution Fully Frost Free System
- External Handles
- iCare Intelligent Refrigeration
- Separate Thermostat for Fridge & Freezer
- Holiday Setting, Super Cool, Super Freeze
- LED Indicator Lights
- Dual Light
- 4 Safety Glass Shelves with Metal Trim
- Wine Rack
- Hygiene+ Antibacterial Protection
- 2 Salad Bins with Glass Cover
- 4 Freezer Drawers
- Easy Ice – Ice Cube Storage
- Gross Capacity:**
Fridge 184 Litres, Freezer 113 Litres



Dimensions: H 1875 x W 600 x D 655 (mm)
Colours: Polar White (P), Stainless Steel (X)

FFUQ2013

Ultima 60cm Frost Free Fridge Freezer



FFUQ1810

Ultima 60cm Frost Free Fridge Freezer



EXFL2010

Experience 60cm Frost Free Fridge Freezer



EXFL1810

Experience 60cm Frost Free Fridge Freezer



Perfect visibility for your food with Dual LED internal lighting.



Air Tech Evolution Fully Frost Free System
External Digital Display & Control Panel
External Handles
iCare Intelligent Refrigeration
Control Temperature Separately for both Fridge & Freezer
Holiday Setting
Super Cool, Super Freeze, Ice Party
Dual LED Internal Lighting
4 Safety Glass Shelves with Metal Trim
Wine Rack
Hygiene+ Antibacterial Protection
Full Width Chiller & Salad Bin
4 Freezer Drawers
Easy Ice – Ice Cube Storage

Gross Capacity:
Fridge 212 Litres, Freezer 113 Litres

Dimensions: H 2000 x W 600 x D 655 (mm)
Colours: Polar White (P), Stainless Steel (X)



Precise control at your fingertips with the external digital display and control panel.



Air Tech Evolution Fully Frost Free System
External Digital Display & Control Panel
External Handles
iCare Intelligent Refrigeration
Control Temperature Separately for both Fridge & Freezer
Holiday Setting
Super Cool, Super Freeze, Ice Party
Dual LED Internal Lighting
4 Safety Glass Shelves with Metal Trim
Wine Rack
Hygiene+ Antibacterial Protection
Full Width Chiller & Salad Bin
4 Freezer Drawers
Easy Ice – Ice Cube Storage

Gross Capacity:
Fridge 184 Litres, Freezer 113 Litres

Dimensions: H 1875 x W 600 x D 655 (mm)
Colours: Polar White (P), Stainless Steel (X)



Even more space for your food with an extra 20 litres thanks to the new interior design.



Air Tech Evolution Fully Frost Free System
External Handles
iCare Intelligent Refrigeration
Holiday Setting
Super Cool, Super Freeze
LED Indicator Lights
Dual Light
4 Safety Glass Shelves with Metal Trim
Wine Rack
Hygiene+ Antibacterial Protection
2 Salad Bins with Glass Cover
4 Freezer Drawers
Separate Thermostat for Fridge & Freezer
Easy Ice – Ice Cube Storage
Gross Capacity:
Fridge 212 Litres, Freezer 113 Litres

Dimensions: H 2000 x W 600 x D 655 (mm)
Colours: Polar White (P), Graphite (G)



The perfect environment for your food. The iCare Intelligent Refrigeration System ensures the ideal temperature.



Air Tech Evolution Fully Frost Free System
External Handles
iCare Intelligent Refrigeration
Holiday Setting
Super Cool, Super Freeze
LED Indicator Lights
Dual Light
4 Safety Glass Shelves with Metal Trim
Wine Rack
Hygiene+ Antibacterial Protection
2 Salad Bins with Glass Cover
4 Freezer Drawers
Separate Thermostat for Fridge & Freezer
Easy Ice – Ice Cube Storage
Gross Capacity:
Fridge 184 Litres, Freezer 113 Litres

Dimensions: H 1875 x W 600 x D 655 (mm)
Colours: Polar White (P), Graphite (G)



EXRM1810
Experience 60cm Fridge Freezer



EXFM171
Experience 60cm Frost Free Fridge Freezer




EXRM171
Experience 60cm Fridge Freezer



FFAA52
55cm Wide Fridge Freezer



 **Protection against mould and bacteria** with Hygiene+ built into the internal walls.


Hygiene
H+

Energy
A+

- External Handles
- Dual Lights
- 3 Safety Glass Shelves
- 2 Half Width Salad Bins
- Full Width Bottle Balcony
- Wine Rack
- 3 Freezer Drawers plus 1 Freezer Flap
- Ice Tray
- Gross Capacity:**
Fridge 185 Litres, Freezer 135 Litres



Dimensions: H 1870 x W 600 x D 655 (mm)
Colour: Polar White (P)

 **Better organised on the inside,** the new internal design gives you more functional storage.



Fully Frost
free


Hygiene
H+

Energy
A+

- Air Tech Evolution Fully Frost Free System
- External Handles
- Internal Thermostat Control
- Dual Lights
- 3 Safety Glass Shelves with Metal Trim
- Hygiene+ Antibacterial Protection
- 2 Salad Bins
- 3 Freezer Drawers
- Gross Capacity:**
Fridge 184 Litres, Freezer 88 Litres



Dimensions: H 1750 x W 600 x D 655 (mm)
Colours: Polar White (P), Graphite (G)

 **Make finding food easier** with our transparent freezer fronts.


Hygiene
H+

Energy
A+

- External Handles
- Dual Lights
- 3 Safety Glass Shelves
- Full Width Bottle Balcony
- Wine Rack
- 3 Freezer Drawers
- Ice Tray
- Gross Capacity:**
Fridge 185 Litres, Freezer 116 Litres



Dimensions: H 1750 x W 600 x D 655 (mm)
Colour: Polar White (P)

 **Easy access to ice when you need it.** Ice Care stores the ice trays neatly away in the freezer drawers.

Hygiene
H+

Frost
free

Energy
A+

- 3 Safety Glass Shelves
- 2 Half Width Salad Bins
- Full Width Bottle Balcony
- 1 Freezer Flap
- 3 Freezer Drawers
- Ice Care – In Drawer Ice Trays
- Gross Capacity:**
Fridge 155 Litres, Freezer 95 Litres



Dimensions: H 1740 x W 545 x D 580 (mm)
Colours: Silver (S), Polar White (P), Black (K)

RFAA52
55cm Wide Fridge Freezer



RTAA42
55cm Wide Fridge Freezer



HM31AAF
Built-In Frost Free Fridge Freezer



HM325FF
Built-In Frost Free Fridge Freezer



Keep food as fresh as the day you bought it. Super freeze quickly freezes it to keep it in perfect condition.

Energy
A+

A+ Energy Rating
3 Safety Glass Shelves
2 Half Width Salad Bins
Full Width Bottle Balcony
4 Freezer Drawers
Ice Care – In Drawer Ice Trays
Super Freeze
Gross Capacity:
Fridge 155 Litres, Freezer 105 Litres



Dimensions: H 1750 x W 545 x D 580 (mm)
Colours: Silver (S), Polar White (P), Black (K)



Like to store a lot of fresh food and a small amount of frozen food, then the 80/20 split is for you.

Hygiene
H+

Energy
A+

4 Safety Glass Shelves
Full Width Salad Bin
Full Width Bottle Balcony
Hygiene+ Antibacterial Protection
1 Shelf in Top Freezer Section
Gross Capacity:
Fridge 184 Litres, Freezer 42 Litres



Dimensions: H 1390 x W 545 x D 600 (mm)
Colours: Silver (S), Polar White (P)



If you eat lots of fresh food then our 70/30 split fridge freezers are ideal, where more space is given over to the fridge.

Frost free

Hygiene
H+

Energy
A+

Adjustable Thermostat
3 Safety Glass Shelves with Aluminium Profile
1 Transparent Salad Bin
Chiller
Meat Box
Super Cool
Super Freeze
1 Transparent Freezer Drawer
1 Transparent Freezer Flap
Freezing Capacity: 2kg/24hrs
Reversible Doors
Gross Capacity:
Fridge 200 Litres, Freezer 57 Litres

Finish: Cabinetry Door Required



No more defrosting ever with frost free fridge freezers – how will you spend your time?

Frost free

Hygiene
H+

Energy
A+

Adjustable Thermostat
2 Safety Glass Shelves
1 Standard Meat Box
2 Transparent Salad Bins
Wine Rack
3 Transparent Freezer Drawers
1 Transparent Freezer Flap
Ice Care – In Drawer Ice Trays
Super Freeze
Freezing Capacity: 2kg/24hrs
Reversible Doors
Gross Capacity:
Fridge 155 Litres, Freezer 85 Litres


Also Available: HM325NI, non Frost Free model
Finish: Cabinetry Door Required

Fridges



RLFM171
60cm Wide Over Counter Fridge



 **All the space you need** for salads with 2 dedicated salad bins.

Hygiene	Energy
H+	A+


- External Handles
- Dual Lights
- Hygiene+ Antibacterial Protection
- 5 Safety Glass Shelves
- Full Width Bottle Balcony
- Wine Rack
- 2 Half Width Salad Bins
- Gross Capacity: 346 Litres**



Dimensions: H 1750 x W 600 x D 655 (mm)
Colours: Graphite (G), Polar White (P)

RLFM151
60cm Wide Over Counter Fridge



 **Perfectly clear.** The glass shelves, clear salad bins and bottle balcony make it easy to see what's in the fridge.

Hygiene	Energy
H+	A+


- External Handles
- Dual Lights
- Hygiene+ Antibacterial Protection
- 4 Safety Glass Shelves
- Full Width Bottle Balcony
- Wine Rack
- 2 Half Width Salad Bins
- Gross Capacity: 286 Litres**



Dimensions: H 1500 x W 600 x D 655 (mm)
Colours: Graphite (G), Polar White (P)

RLA36
60cm Wide Under Counter Fridge



 **Need some undercounter cooling?** This A+ rated model has all the features you need.

Hygiene	Energy
H+	A+

- 1 Spill Proof Safety Glass Shelf
- Safety Glass Shelf Above Salad Bin
- Split Shelf
- 2 Litre Deep Door Storage
- L-Shaped Salad Bin
- Temperature Indicator
- Gross Capacity: 150 Litres**



Dimensions: H 850 x W 600 x D 655 (mm)
Colours: Graphite (G), Polar White (P)

RLAAV21


55cm Wide Under Counter Fridge



RSAAV21

55cm Wide Under Counter Fridge with Freezer




 **No need to compromise**
on door space with deep bottle
balconies built in.

Energy
A+

3 Safety Glass Shelves
2 Litre Deep Door Storage
Full Width Salad Bin
Gross Capacity: 130 Litres



Dimensions: H 840 x W 545 x D 600 (mm)
Colours: Polar White (P), Black (K)

 **Ideal when space is at a premium,**
but you can't live without a bowl
of ice cream.

Energy
A+

2 Safety Glass Shelves
2 Litre Deep Door Storage
Full Width Salad Bin
Freezer Compartment
Gross Capacity:
Fridge 94 Litres, Freezer 14 Litres



Dimensions: H 840 x W 545 x D 600 (mm)
Colour: Polar White (P)



NCD191I
Built-In Fridge Drawers



This revolutionary award winning design gives easier access with a modern stylish look.



- 90cm Wide
- 2 Individual Drawers with Soft Close Mechanism
- Total Capacity: 190 Litres
- Wine Rack
- Adjustable Legs
- Easily Installed Under Work Surface
- 2 Salad Crispers
- 2 Fish/Meat Boxes
- Dairy Box
- Bottle Holder
- Interior Light

Finish: Cabinetry Door Required

HS3022VL
Built-In Larder Fridge



Keep food fresher for longer with our Pure Air circulation system that maintains a constant optimum temperature throughout the fridge.



- LED Display
- 6 Safety Glass Shelves
- 3 Transparent Salad Bins
- Wine Area
- Super Cool
- Reversible Doors
- Adjustable Thermostat
- Fridge Gross Capacity: 309 Litres**

Matches HUZ3022NF Freezer

Finish: Cabinetry Door Required

HUL1622
Built-Under Larder Fridge



Enjoy protection for the lifetime of the product with Antibacterial Protection built in to the fridge liners.



- Adjustable Thermostat
- 2 Safety Glass Shelves
- 1 Salad Bin
- Reversible Doors
- Fridge Gross Capacity: 127 Litres**

Matches HUZ1222 Freezer

Finish: Cabinetry Door Required




Refrigeration

Freezers



FZFM171
60cm Wide Frost Free Over Counter Freezer



 **Lots of food to freeze?**
With a 245 litre capacity this is an ideal choice.




External Handle
6 Removable Freezer Drawers plus 1 Freezer Tray
Big Bin Freezer Drawers
Super Freeze
High Temperature Warning Light
Gross Capacity: 245 Litres



Dimensions: H 1750 x W 600 x D 655 (mm)
Colours: Graphite (G), Polar White (P)

FZFM151
60cm Wide Frost Free Over Counter Freezer



 **Keep food as fresh as the day you bought it.** Super Freeze quickly freezes it to keep it in perfect condition.



External Handle
5 Removable Freezer Drawers plus 1 Freezer Tray
Big Bin Freezer Drawers
Super Freeze
High Temperature Warning Light
Gross Capacity: 197 Litres

Also available: RZFM151 P/G non Frost Free model.



Dimensions: H 1500 x W 600 x D 655 (mm)
Colours: Graphite (G), Polar White (P)

FZA36
60cm Wide Frost Free Under Counter Freezer



 **Never defrost again,** with our frost free technology which minimises the build up of ice and frost.



3 Moulded Removable Freezer Drawers
Big Bin Freezer Drawers
Fast Freeze
High Temperature Warning Light
Gross Capacity: 100 Litres



Dimensions: H 850 x W 598 x D 620 (mm)
Colours: Graphite (G), Polar White (P)

RZA36
60cm Wide Under Counter Freezer



RZAAV21
55cm Wide Under Counter Freezer



HUZ3022NF
Built-In Freezer



HUZ1222
Built-Under Freezer



Big enough to freeze
a 20 lb turkey with room to spare in our
big bin freezer drawer.



4 Moulded Removable Freezer Drawers
Big Bin Freezer Drawer
Fast Freeze
High Temperature Warning Light
Gross Capacity: 120 Litres



Dimensions: H 850 x W 598 x D 620 (mm)
Colours: Graphite (G), Polar White (P)



If you have less room this compact
freezer fits into a 55cm space.



3 Moulded Removable Freezer Drawers
Fast Freeze
High Temperature Warning Light
Gross Capacity: 102 Litres



Dimensions: H 840 x W 545 x D 600 (mm)
Colours: Polar White (P), Black (K)



Find your ice cubes in an instant
with our cleverly designed ice trays that sit
neatly in the fronts of the freezer drawers.



Adjustable Thermostat
2 Flap Compartments
5 Drawer Compartments
Ice Care – In Drawer Ice Trays
LED Display
Fast Freeze Option
Conservation Time: 14h
Freezing Capacity: 10kg/24hrs
Reversible Doors
Freezer Gross Capacity: 202 Litres

Matches HS3022VL Fridge

Finish: Cabinetry Door Required



Make finding food easier
with our transparent freezer fronts.



Adjustable Thermostat
1 Transparent Freezer Drawer
2 Transparent Freezer Flaps
Conservation Time: 21h
Freezing Capacity: 8kg/24hrs
Reversible Doors
Freezer Gross Capacity: 86 Litres

Matches HUL1622 Larder Fridge


Finish: Cabinetry Door Required

Just some of the intelligent features unique to Hotpoint refrigeration to keep you in the cool.
Our ideas. Your home.



Air Tech Evolution System

Ensuring total constant temperature control inside the fridge, air circulation is improved and food stays fresher for longer thanks to our new multi-flow system which has an improved thermo dynamic performance.



I Care – Intelligent Refrigeration

The I Care function sets the internal temperature of the fridge to the optimum energy efficient level dependent on fridge content.



Antibacterial Protection

Antibacterial Protection is built into our fridge liners giving protection for the life of the product. Working between normal cleanings it inhibits the growth of potentially harmful bacteria and reduces odours.



Digital Display

Using the latest technology, this Digital Display puts you in precise control of your fridge freezer programmes and temperature options simply by the touch of a button.



Dual LED Lighting

A new internal lighting system, which improves visibility, lasts 10 times longer and is 15 times brighter than a traditional bulb.



Eco Tech

Our Eco Tech icon is awarded to refrigeration appliances that are both A++ energy rated and fully frost free.




Fully Frost Free

So how does it work...? Thanks to the circulation of cold air in the freezer compartment and through the air tower in the fridge, ice crystals are unable to form, ensuring there is no build up of ice in the fridge or the freezer, meaning that you will never have to defrost again.



Frost Free

Frost Free works in the same way as Fully Frost Free, however the Frost Free system only manages the freezer compartment, not the fridge, ensuring you never have to defrost the freezer again, saving you time and energy.



Holiday Setting

Save energy while you are away. Holiday Setting allows the freezer to keep running as normal whilst the fridge is set to 12°C when empty, with the door closed.



Ice Party

Lukewarm wine and frozen bottles stay off the menu with Ice Party. White wine or champagne is quickly chilled to its ideal serving temperature and a discreet signal lets you know when it can be served.






Super Cool

After a big shopping trip or cooking session, a large number of new items in the fridge cause the internal temperature to rise. Use Super Cool in the fridge to quickly cool the temperature back to the optimum level.








Super Freeze

Use Super Freeze in the freezer to quickly freeze fresh food, keeping it as fresh as the day you bought it.

	US Style		Quadrio
			
Model Number	MSZ910/2/6NDF 67	MSZ912 67	FFU4D 66
Page Number			
Colour X = Stainless Steel, K = Black	Silver/Stainless Steel/Black	Stainless Steel	X/K
KEY INFORMATION			
Appliance Category (1-10)	7	7	7
Frost Free	Fully Frost Free	Fully Frost Free	Fully Frost Free
User Interface	Digital	Digital	LED
Dimensions Height x Width x Depth (mm)	1774x902x752	1774x902x752	1950x700x760
ENERGY / CAPACITY INFORMATION			
Energy Efficiency Class	A+	A+	A+
Energy Consumption – Standard 24 Hour Test (kWh)	1.25	1.25	1.077
Annual Energy Consumption – Standard 24 Hour Test (Kwh)	457	457	393
Noise Emmissions (dB)	45	45	42
Fridge Gross Capacity in Litres	340	340	314
Fridge Net Capacity in Litres	335	335	292
Freezer Gross Capacity in Litres	206	206	156
Freezer Net Capacity in Litres	155	155	110
Fridge Coldest Temperature (°C)	4 °C	4 °C	4 °C
Freezer Coldest Temperature (°C)	-18 °C	-18 °C	-18 °C
Method Of Defrost – Fridge	Automatic	Automatic	Automatic
Method Of Defrost – Freezer	Frost Free	Frost Free	Frost Free
Freezing Capacity (kg/24 hours)	12	12	9
Storage Time If Failure (hours)	5	5	18
Holiday Setting	•	•	
Ice Party			
Climate Class	N , ST	N , ST	SN-N-ST-T
FRIDGE SPECIFICATIONS			
Antibacterial Protection	Y	Y	Y
Safety Glass Shelves (inc Salad Bin Cover Shelf)	4	4	4
Super Cool	•	•	•
Chiller / Fresh box	Y	Y	Y
Wine Rack	N	N	Y
Salad Bins	2	2	2
Egg Tray	Y	Y	Y
Meat Box			
Flexible Door Shelving			
FREEZER SPECIFICATIONS			
Star Rating	★★★★	★★★★	★★★★
Total Number of Freezer Drawers	2	2	2
Total Number of Freezer Flaps			
Total Number of Freezer Shelves	2	2	
High Temperature Warning	N	N	N
Super Freeze	Y	Y	Y
Ice Care in Drawer/Basket			
Ice Tray	Ice dispenser		Twist and Serve
OTHER SPECIFICATIONS			
Handle Style	External	External	External
Reversible Doors	N	N	N
CFC/HFC Free	Y	Y	Y
Adjustable Feet	2	2	2






Climate Class Definitions
SN: Designed to operate in ambient temperatures of 10°C to 32°C
N: Designed to operate in ambient temperatures of 16°C to 32°C
SN – T: Designed to operate in ambient temperatures of 10°C to 43°C
SN – ST: Designed to operate in ambient temperatures of 10°C to 38°C

Products that are located in an ambient temperature outside of these bands that fail as a direct result of this, are not covered by our warranty.




	Biq 70	60cm Fridge Freezers			
					
Model Number	FF7190AE 68	FFUL2023 69	FFUL1820 69	FFUQ2013 70	FFUQ1810 70
Page Number					
Colour X = Stainless Steel, P = Polar White	P/X	P/X	P/X	P/X	P/X
KEY INFORMATION					
Appliance Category (1-10)	7	7	7	7	7
Frost Free	Fully Frost Free	Fully Frost Free	Fully Frost Free	Fully Frost Free	Fully Frost Free
User Interface	LED	LED	LED	Digital	Digital
Dimensions Height x Width x Depth (mm)	1910x700x720	2000x600x655	1875x600x655	2000x600x655	1875x600x655
ENERGY / CAPACITY INFORMATION					
Energy Efficiency Class	A+	A++	A++	A+	A+
Energy Consumption – Standard 24 Hour Test (kWh)	0.953	0.67	0.649	0.852	0.819
Annual Energy Consumption – Standard 24 Hour Test (kWh)	348	245	237	311	299
Noise Emmissions (dB)	47	41	41	44	44
Fridge Gross Capacity in Litres	296	212	184	212	184
Fridge Net Capacity in Litres	292	210	182	210	182
Freezer Gross Capacity in Litres	142	113	113	113	113
Freezer Net Capacity in Litres	92	103	103	87	87
Fridge Coldest Temperature (°C)	4 °C	4 °C	4 °C	4 °C	4 °C
Freezer Coldest Temperature (°C)	-18 °C	-18 °C	-18 °C	-18 °C	-18 °C
Method Of Defrost – Fridge	Automatic	Automatic	Automatic	Automatic	Automatic
Method Of Defrost – Freezer	Frost Free	Frost Free	Frost Free	Frost Free	Frost Free
Freezing Capacity (kg/24 hours)	14	6	6	6	6
Storage Time If Failure (hours)	18	13	15	13	12
Holiday Setting	•	•	•	•	•
Ice Party					
Climate Class	SN-N-ST-T	SN-N-ST-T	SN-N-ST-T	SN-N-ST-T	SN-N-ST-T
FRIDGE SPECIFICATIONS					
Antibacterial Protection	Y	Y	Y	Y	Y
Safety Glass Shelves (inc Salad Bin Cover Shelf)	4	4	4	4	4
Super Cool	•	•	•	•	•
Chiller / Fresh box	Y	Y	N	Y	N
Wine Rack	Y	Y	Y	Y	Y
Salad Bins	1	1	2	1	2
Egg Tray	Y	N	N	Y	Y
Meat Box					
Flexible Door Shelving					
FREEZER SPECIFICATIONS					
Star Rating	★★★★	★★★★	★★★★	★★★★	★★★★
Total Number of Freezer Drawers	3	4	4	4	4
Total Number of Freezer Flaps					
Total Number of Freezer Shelves					
High Temperature Warning	N	N	N	N	N
Super Freeze	Y	Y	Y	Y	Y
Ice Care in Drawer/Basket					
Ice Tray	Ice Care	Easy Ice	Easy Ice	Easy Ice	Easy Ice
OTHER SPECIFICATIONS					
Handle Style	Integrated	External	External	External	External
Reversible Doors	Y	Y	Y	Y	Y
CFC/HFC Free	Y	Y	Y	Y	Y
Adjustable Feet	2	2	2	2	2

*Due to the extra depth of the door, installation of the FF7190AE in a 70cm width cavity, particularly against a wall, may be problematic. Please allow up to 10cm additional space for maximum door opening.


Freestanding Fridge Freezers

60cm Fridge Freezers					
 Model Number Page Number Colour G = Graphite, P = Polar White					
	EXFL2010	EXFL1810	EXRM1810	EXFM171	EXRM171
	71	71	72	72	73
	G/P	G/P	P	G/P	P
KEY INFORMATION					
Appliance Category (1-10)	7	7	7	7	7
Frost Free	Fully Frost Free	Fully Frost Free	Static	Fully Frost Free	Static
User Interface	LED	LED	Mechanical	Mechanical	Mechanical
Dimensions Height x Width x Depth (mm)	2000x600x655	1875x600x655	1875x600x655	1750x600x655	1750x600x655
ENERGY / CAPACITY INFORMATION					
Energy Efficiency Class	A+	A+	A+	A+	A+
Energy Consumption – Standard 24 Hour Test (kWh)	0.81	0.82	0.756	0.781	0.751
Annual Energy Consumption – Standard 24 Hour Test (kWh)	296	299	276	285	274
Noise Emmissions (db)	44	44	41	44	41
Fridge Gross Capacity in Litres	212	184	185	184	185
Fridge Net Capacity in Litres	210	182	182	182	182
Freezer Gross Capacity in Litres	113	113	135	88	116
Freezer Net Capacity in Litres	87	87	110	73	90
Fridge Coldest Temperature (°C)	4 °C	4 °C	4 °C	4 °C	4 °C
Freezer Coldest Temperature (°C)	-18 °C	-18 °C	-18 °C	-18 °C	-18 °C
Method Of Defrost – Fridge	Automatic	Automatic	Automatic	Automatic	Automatic
Method Of Defrost – Freezer	Frost Free	Frost Free	Manual	Frost Free	Manual
Freezing Capacity (kg/24 hours)	6	6	2	4	2
Storage Time If Failure (hours)	12	12	15	13	19
Holiday Setting	•	•			
Ice Party					
Climate Class	SN-N-ST	SN-N-ST-T	SN-N-ST	SN-N-ST-T	SN-N-ST
FRIDGE SPECIFICATIONS					
Antibacterial Protection	Y	Y	Y	Y	Y
Safety Glass Shelves (inc Salad Bin Cover Shelf)	4	4	3	3	3
Super Cool	•	•			
Chiller / Fresh box	N	N	N	N	N
Wine Rack	Y	Y	Y	N	Y
Salad Bins	2	2	2	2	2
Egg Tray	N	N	N	Y	Y
Meat Box					
Flexible Door Shelving					
FREEZER SPECIFICATIONS					
Star Rating	★★★★	★★★★	★★★★	★★★★	★★★★
Total Number of Freezer Drawers	4	4	3	3	3
Total Number of Freezer Flaps			1		
Total Number of Freezer Shelves					
High Temperature Warning	N	N	N	N	N
Super Freeze	Y	Y	N	N	N
Ice Care in Drawer/Basket					
Ice Tray	Easy Ice	Easy Ice	2	2	2
OTHER SPECIFICATIONS					
Handle Style	External	External	External	External	External
Reversible Doors	Y	Y	Y	Y	Y
CFC/HFC Free	Y	Y	Y	Y	Y
Adjustable Feet	2	2	2	2	2







Freestanding Fridge Freezers

55cm Fridge Freezers			
 Model Number Page Number Colour S = Silver, P = Polar White, K = Black			
	FFAA52	RFAA52	RTAA42
	73	74	74
	K/P/S	K/P/S	P/S
KEY INFORMATION			
Appliance Category (1-10)	7	7	7
Frost Free	Frost Free	Static	Static
User Interface	Mechanical	Mechanical	Mechanical
Dimensions Height x Width x Depth (mm)	1740x545x580	1740x545x580	1390x545x606
ENERGY / CAPACITY INFORMATION			
Energy Efficiency Class	A+	A+	A+
Energy Consumption – Standard 24 Hour Test (kWh)	0.726	0.734	0.666
Annual Energy Consumption – Standard 24 Hour Test (kWh)	265	268	243
Noise Emmissions (db)	42	42	45
Fridge Gross Capacity in Litres	155	155	184
Fridge Net Capacity in Litres	150	150	180
Freezer Gross Capacity in Litres	95	105	42
Freezer Net Capacity in Litres	78	84	42
Fridge Coldest Temperature (°C)	4 °C	4 °C	4 °C
Freezer Coldest Temperature (°C)	-18 °C	-18 °C	-18 °C
Method Of Defrost – Fridge	Automatic	Automatic	Automatic
Method Of Defrost – Freezer	Frost Free	Manual	Manual
Freezing Capacity (kg/24 hours)	2	2	2.5
Storage Time If Failure (hours)	9	13	14
Holiday Setting			
Ice Party			
Climate Class	SN-N-ST	SN-N-ST-T	N-ST-T
FRIDGE SPECIFICATIONS			
Antibacterial Protection	Y	N	Y
Safety Glass Shelves (inc Salad Bin Cover Shelf)	3	3	4
Super Cool			
Chiller / Fresh box	N	N	N
Wine Rack	N	N	N
Salad Bins	2	2	1
Egg Tray	Y	Y	Y
Meat Box			
Flexible Door Shelving			
FREEZER SPECIFICATIONS			
Star Rating	★★★★	★★★★	★★★★
Total Number of Freezer Drawers	3	4	
Total Number of Freezer Flaps	1		
Total Number of Freezer Shelves			1
High Temperature Warning	N	N	N
Super Freeze	N	Y	N
Ice Care in Drawer/Basket			
Ice Tray	2	2	1
OTHER SPECIFICATIONS			
Handle Style	Integrated	Integrated	Integrated
Reversible Doors	Y	Y	Y
CFC/HFC Free	Y	Y	Y
Adjustable Feet	1	1	2

Freestanding Fridges

Fridges					
					
Model Number	RLFM171	RLFM151	RLA36	RLAAV21	RSAAV21
Page Number	76	77	77	78	78
Colour G = Graphite, P = Polar White, K = Black	G/P	G/P	G/P	K/P	P
KEY INFORMATION					
Appliance Category (1-10)	1	1	1	1	1
Frost Free	Static	Static	Static	Static	Static
User Interface	Mechanical	Mechanical	Mechanical	Mechanical	Mechanical
Dimensions Height x Width x Depth (mm)	1750x600x650	1500x600x650	850x598x620	840x545x600	840x545x600
ENERGY / CAPACITY INFORMATION					
Energy Efficiency Class	A+	A+	A+	A+	A+
Energy Consumption – Standard 24 Hour Test (kWh)	0.408	0.389	0.342	0.33	0.488
Annual Energy Consumption – Standard 24 Hour Test (kWh)	149	142	125	122	178
Noise Emmissions (dB)	43	43	42	45	44
Fridge Gross Capacity in Litres	346	286	150	130	108
Fridge Net Capacity in Litres	342	282	146	127	105
Freezer Gross Capacity in Litres					
Freezer Net Capacity in Litres					
Fridge Coldest Temperature (°C)	4°C	4°C	4°C	4°C	4°C
Freezer Coldest Temperature (°C)					
Method Of Defrost – Fridge	Automatic	Automatic	Automatic	Automatic	Automatic
Method Of Defrost – Freezer					
Freezing Capacity (kg/24 hours)					
Storage Time If Failure (hours)					
Holiday Setting					
Ice Party					
Climate Class	SN-N-ST-T	SN-N-ST-T	SN-N-ST-T	SN-N-ST-T	N-ST
FRIDGE SPECIFICATIONS					
Antibacterial Protection	Y	Y	Y	N	N
Safety Glass Shelves (inc Salad Bin Cover Shelf)	5	4	3	3	2
Super Cool					
Chiller / Fresh box					
Wine Rack	Y	Y	N	N	N
Salad Bins	2	2	1	1	1
Egg Tray	Y	Y	Y	Y	Y
Meat Box					
Flexible Door Shelving					
FREEZER SPECIFICATIONS					
Star Rating					
Total Number of Freezer Drawers					
Total Number of Freezer Flaps					1
Total Number of Freezer Shelves					
High Temperature Warning					N
Super Freeze					N
Ice Care in Drawer/Basket					
Ice Tray					1
OTHER SPECIFICATIONS					
Handle Style	External	External	Flush	Flush	Flush
Reversible Doors	Y	Y	Y	Y	Y
CFC/HFC Free	Y	Y	Y	Y	Y
Adjustable Feet	2	2	2	4	4

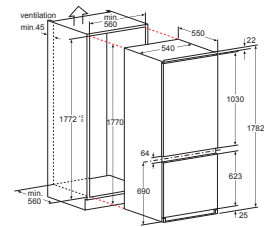
Freestanding Freezers

Freezers						
						
Model Number	FZFM171	FZFM151	RZFM151	FZA36	RZA36	RZAAV21
Page Number	82	83	83	83	84	84
Colour G = Graphite, P = Polar White, K = Black	G/P	G/P	G/P	G/P	G/P	K/P
KEY INFORMATION						
Appliance Category (1-10)	8	8	8	8	8	8
Frost Free	Fully Frost Free	Fully Frost Free	Static	Fully Frost Free	Static	Static
User Interface	Electronic LED	Electronic LED	Mechanical	Mechanical	Mechanical	Mechanical
Dimensions Height x Width x Depth (mm)	1750x600x650	1500x600x650	1500x600x650	850x600x620	850x600x620	850x545x600
ENERGY / CAPACITY INFORMATION						
Energy Efficiency Class	A+	A+	A+	A+	A+	A+
Energy Consumption – Standard 24 Hour Test (kWh)	0.82	0.729	0.7	0.52	0.53	0.496
Annual Energy Consumption – Standard 24 Hour Test (kWh)	299	266	256	191	193	181
Noise Emmissions (dB)	44	44	41	49	44	44
Fridge Gross Capacity in Litres						
Fridge Net Capacity in Litres						
Freezer Gross Capacity in Litres	245	197	225	100	120	102
Freezer Net Capacity in Litres	220	175	194	73	90	78
Fridge Coldest Temperature (°C)						
Freezer Coldest Temperature (°C)	-18 °C	-18 °C	-18 °C	-18 °C	-18 °C	-18 °C
Method Of Defrost – Fridge						
Method Of Defrost – Freezer	Frost Free	Frost Free	Static	Frost Free	Static	Static
Freezing Capacity (kg/24 hours)	11	12	20	8	15	10
Storage Time If Failure (hours)	8	8	17	13	16	17
Holiday Setting						
Ice Party						
Climate Class	SN-N-ST-T	SN-N-ST-T	SN-N-ST-T	SN-N-ST-T	SN-N-ST-T	SN-N-ST
FRIDGE SPECIFICATIONS						
Antibacterial Protection						
Safety Glass Shelves (inc Salad Bin Cover Shelf)						
Super Cool						
Chiller / Fresh box						
Wine Rack						
Salad Bins						
Egg Tray						
Meat Box						
Flexible Door Shelving						
FREEZER SPECIFICATIONS						
Star Rating	****	****	****	****	****	****
Total Number of Freezer Drawers	7	6	6	3	4	3
Total Number of Freezer Flaps						
Total Number of Freezer Shelves						
High Temperature Warning	Y	Y	Y	Y	Y	Y
Super Freeze	Y	Y	Y	Y	Y	Y
Ice Care in Drawer/Basket						
Ice Tray	2	2	2	1	1	1
OTHER SPECIFICATIONS						
Handle Style	External	External	External	Flush	Flush	Flush
Reversible Doors	Y	Y	Y	Y	Y	Y
CFC/HFC Free	Y	Y	Y	Y	Y	Y
Adjustable Feet	2	2	2	2	2	2

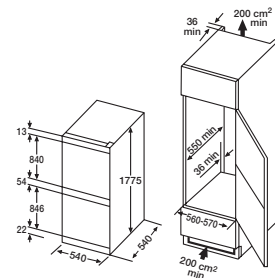
Built-In Fridge Freezers

BI Combi

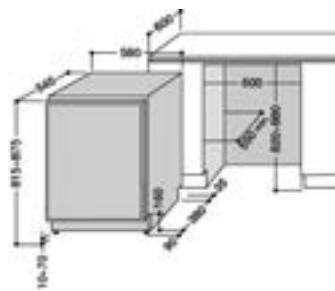
Model Number	HM31AAF	HM325FF	HM325NI
Page Number	75	75	75
Fully Integrated	•	•	•
KEY INFORMATION			
Appliance Category (1-10)			
Frost Free	Frost Free	Frost Free	Static
User Interface	Mechanical	Mechanical	Mechanical
Dimensions Height x Width x Depth (mm)	1770x540x550	1770x540x550	1770x540x550
ENERGY / CAPACITY INFORMATION			
Energy Efficiency Class	A+	A+	A+
Energy Consumption – Standard 24 Hour Test (kWh)	0.78	0.8	0.773
Annual Energy Consumption – Standard 24 Hour Test (kWh)	284	291	282
Noise Emissions (dB)	39	41	43
Fridge Gross Capacity in Litres	200	155	155
Fridge Net Capacity in Litres	198	150	150
Freezer Gross Capacity in Litres	57	85	105
Freezer Net Capacity in Litres	54	78	85
Method Of Defrost – Fridge	Auto	Auto	Auto
Method Of Defrost – Freezer	Auto	Auto	Manual
Freezing Capacity (kg/24 hours)	2	2	2
Storage Time If Failure (hours)	11	10	15
Climate Class	N-ST	SN-N-ST	SN-N-ST
FRIDGE SPECIFICATIONS			
Antibacterial Protection	•	•	•
Safety Glass Shelves (inc Salad Bin Cover Shelf)	4	3	4
Super Cool	•	•	•
Wine Rack	•	•	•
Salad Bins	1	2	2
Egg Tray	•	•	•
Meat Box	Glass	•	•
Flexible Door Shelving	•	•	•
FREEZER SPECIFICATIONS			
Star Rating	★★★★	★★★★	★★★★
Total Number of Freezer Drawers	1	3	4
Total Number of Freezer Flaps	1	1	0
Super Freeze	•	•	•
Ice Care in Drawer/Basket	1	2	2
OTHER SPECIFICATIONS			
Reversible Doors	•	•	•
CFC/HFC Free	Y	Y	Y



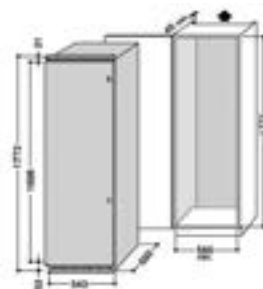
HM31AAF



HM325FF & HM325NI



HUL1622, HUZ1222



HS3022VL, HUZ3022NF

Built-In Fridges / Freezers

BI Fridges

BI Freezers

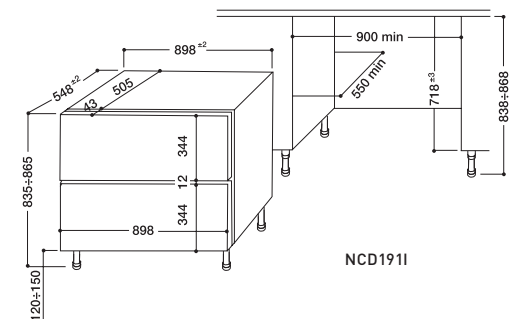
Model Number
Page Number
Fully Integrated

KEY INFORMATION			
Appliance Category (1-10)			
Frost Free	Static	Static	Frost Free
User Interface	Mechanical	LED	Mechanical
Dimensions Height x Width x Depth (mm)	880x580x550	1772x543x550	820x580x550
ENERGY / CAPACITY INFORMATION			
Energy Efficiency Class	A+	A+	A+
Energy Consumption – Standard 24 Hour Test (kWh)	0.34	0.4	0.5
Annual Energy Consumption – Standard 24 Hour Test (kWh)	125	151	184
Noise Emissions (dB)	39	40	44
Fridge Gross Capacity in Litres	127	309	
Fridge Net Capacity in Litres	123	303	
Freezer Gross Capacity in Litres			86
Freezer Net Capacity in Litres			63
Method Of Defrost – Fridge	Automatic	Automatic	Manual
Method Of Defrost – Freezer			Automatic
Freezing Capacity (kg/24 hours)			8
Storage Time If Failure (hours)			10
Climate Class	SN-N-ST-T	N-ST-T	SN-N-ST-T
FRIDGE SPECIFICATIONS			
Antibacterial Protection	•	•	
Safety Glass Shelves (inc Salad Bin Cover Shelf)	3	5	
Super Cool		•	
Wine Rack		•	
Salad Bins	1	3	
Egg Tray	•	•	
Flexible Door Shelving	•	•	
FREEZER SPECIFICATIONS			
Star Rating			★★★★
Total Number of Freezer Drawers			1
Total Number of Freezer Flaps			2
Super Freeze			•
Ice care in Drawer/Basket			•
Ice Tray			1
OTHER SPECIFICATIONS			
Reversible Doors	•	•	•
CFC/HFC Free	Y	Y	Y

Fridge Drawer

Model Number
Page Number
Fully Integrated

Model Number	NCD1911
Page Number	82
Fully Integrated	•
KEY INFORMATION	
Dimensions Height x Width x Depth (mm)	835-865x898x548
Fridge Drawers	•
ENERGY / CAPACITY INFORMATION	
Energy Efficiency Class	A+
Annual Energy Consumption (kWh/Annum)	120.45
Noise Emission (dB)	40
Gross Capacity (Litres)	190
Net Capacity (Litres)	150
No. of Drawers	2
FRIDGE SPECIFICATIONS	
Salad Crisps	2
Meat/Fish Boxes	2
Soft Close Mechanism	•
Dairy Box	•
Bottle Holder	•
Wine Rack	•
Adjustable Legs	•
Antibacterial Protection	•
Interior Light	•



NCD1911



Cooking

Freestanding
100 Cannon by Hotpoint
105 Ultima Cookers
110 Hotpoint Collection
116 Specifications



Cooking

The Cooking Range

CANNON
by  Hotpoint



High performance cookers that meet the demands of a modern kitchen. Designed for people who love to cook, with traditional and professional ranges. Welcome to the Art of Cooking.

Cooking Range

ULTIMA

Stylish cookers packed with the latest features. With a choice of 90cm 'Range', 60cm and 50cm widths and with a host of really useful features such as the Intelligent Cooking System. The vital ingredient.




Hotpoint Collection



Simple, easy to use, and adds the finishing touch to your kitchen. Giving you everything you need to cook your favourite dish, our 50cm and 60cm cookers have useful features such as variable grills and stay clean catalytic liners for easy cleaning.

NEWSTYLE Built-In Collection

A focus on smooth curves and meticulous detailing. Our NewStyle Built-In cooking range aesthetic will complement any kitchen style and is packed full of useful features.



CANNON

by Hotpoint

Cooking Range



CH10450/5/6GF

Dual Fuel Range Cooker



If your pans come in all shapes and sizes use the 2 rotating fish kettle burners for completely flexible cooking.

Double oven

Gas hob

Fish Kettle

Electronic timer

Wok burner

LPG conversion

6 Burners including:

- 5kW Multi Wok Burner
- 2 90° Rotating Fish Kettle Burners

3 Twin Cast Iron Pan Supports

Wok Stand & Griddle Plate

2 Electric Ovens:

- Fan
- Conventional

Separate Electric Grill

Programmable Timer

Warming/Storage

Compartment

Hob is LPG Convertible

Dimensions: H 900 x W 1000 x D 600 (mm)

Colours: Stainless Steel – CH10450GF

Cream – CH10455GF, Anthracite – CH10456GF

CH10750/5/6GF

Gas Range Cooker



For seared meat and fish the cast iron griddle plate with this range works perfectly.

Double oven

Gas hob

Fish Kettle

Electronic timer

Wok burner

6 Burners including:

- 5kW Multi Wok Burner
- 2 90° Rotating Fish Kettle Burners

3 Cast Iron Pan Supports

Wok Stand

Griddle Plate

2 Ovens

Separate Gas Grill

Programmable Timer

Warming/Storage

Compartment

Dimensions: H 900 x W 1000 x D 600 (mm)

Colours: Stainless Steel – CH10750GF,

Anthracite – CH10756GF, Cream – CH10755GF

CH60DPCF/XF

60cm Dual Fuel Cooker



Perfect results every time with the 2 advanced cooking modes of the Intelligent Cooking System.

Intelligent cooking

Double oven

Gas hob

Electronic timer

LPG conversion

Solarplus grill

3 Burner Sizes including Wok Burner

4 Individual Cast Iron Pan Supports

Automatic Ignition

Intelligent Cooking System

Solarplus Twin Grill

Easy Glide Grill Pan

8 Cooking Options in Main Oven

Hob is LPG Convertible

Lights in Both Ovens

Stay Clean Catalytic Oven Liners

in Both Ovens

Dimensions: H 900 x W 600 x D 600 (mm)

Colours: Stainless Steel – CH60DPXF,

Cream – CH60DPCF

CH60DTCF/XF

60cm Dual Fuel Cooker



CH60GPCF/XF

60cm Gas Cooker



CH60GTCTF/XF

60cm Gas Cooker



CH60ETC

60cm Electric Cooker



Safe and easy grilling. The easy glide grill pan comes out fully to make the grilling of big dishes a breeze.



- Glass Lid
- 2 Burner Sizes
- 4 Individual Enamel Pan Supports
- Automatic Ignition
- Intelligent Cooking System
- Solarplus Twin Grill
- Easy Glide Grill Pan
- 8 Cooking Options in Main Oven
- Hob is LPG Convertible
- Stay Clean Catalytic Liners



Dimensions: H 900 x W 600 x D 600 (mm)
Colours: Stainless Steel – CH60DTXF,
Cream – CH60DTCF

Stir fries in minutes thanks to the powerful 5kW wok burner.



- 3 Burner Sizes including Wok Burner
- 4 Individual Cast Iron Pan Supports
- Automatic Ignition
- Intelligent Cooking System
- Easy Glide Grill Pan
- Programmable Timer
- Fully LPG Convertible
- Lights in Both Ovens
- Stay Clean Catalytic Liners



Dimensions: H 900 x W 600 x D 600 (mm)
Colours: Stainless Steel – CH60GPXF,
Cream – CH60GPCF

Never burn your food. The electronic programmable timer lets you set your cooking times to put you in control.



- Glass Lid 2 Burner Sizes
- 4 Individual Enamel Pan Supports
- Intelligent Cooking System
- Automatic Ignition
- Easy Glide Grill Pan
- Programmable Timer
- Fully LPG Convertible
- Stay Clean Catalytic Liners



Dimensions: H 900 x W 600 x D 600 (mm)
Colours: Stainless Steel – CH60GTXF,
Cream – CH60GTCTF

Full heat in only 15 seconds. The solarplus grill is 20% more efficient than conventional grills.



- Solarglo Ceramic Hob including:
 - 1 Oval Dual Zone
 - 4 Hob Hot Lights
- Intelligent Cooking System
- Solarplus Twin Grill
- Easy Glide Grill Pan
- 8 Cooking Options in Main Oven
- Stay Clean Catalytic Liners

Dimensions: H 900 x W 600 x D 600 (mm)
Colour: Cream – CH60ETC

ULTIMA

60cm and 90cm Range Cookers

Perfectly baked cakes at the touch of a button!

With the Intelligent Cooking System's Cake Cycle you can sit back and relax whilst the oven does all the hard work for you!

As the oven sets and optimises cooking conditions, you will be amazed when your cake rises and cooks to perfection without you having to set the time or temperature!

Don't forget to also take a look at the other Intelligent Cooking System programmes.



Intelligent Cooking System

Your ideal kitchen partner... Our Intelligent Cooking System features pre-set functions to help you achieve great results every time. Simply choose one of the two unique Intelligent Cooking programmes.



One Touch – with 3 automatic cooking functions

Whether you're cooking fresh bread or a Victoria sponge, One Touch automatically sets the correct temperature and time dependent on what you are cooking to ensure perfect results.



Cake Cycle

Sets the time and temperature for baking perfect sponge based cakes.



Bread Cycle

Sets the optimum time and temperature for baking bread.



Rising

Heats and holds the oven at 40°C – perfect for proving bread.

Smart Chef– with 3 cooking functions

Cooking has never been simpler! Smart Chef provides the optimum conditions for roasting all types of meats and delicate fish. The oven elements and temperature are able to fluctuate throughout the cooking period until the food is cooked just the way you like it.



Roast Meat

A profile programme specially designed for roasting meats.



Roast Chicken

A profile programme designed for the perfect roast chicken.



Fish

Gentle top and rear heat to lightly poach fish.

The Intelligent Cooking System is only available on Ultima HUE62

EG902G

Double Oven Dual Fuel Range Cooker



The best of both worlds – double oven capacity and flexibility.



5 Gas Burners in 4 Sizes including:

Triple Ring Wok Burner

Automatic Ignition

Cast Iron Pan Supports

2 Electric Multifunction Ovens:

- 7 Cooking Programmes in Main Oven

- 4 Cooking Programmes in Secondary Oven

2 Variable Twin Grills

Electronic Programmable Timer for Main Oven

Light in Both Ovens

Easy Clean Oven Finish

Dimensions: H 900 x W 900 x D 600 (mm)
Colour: Stainless Steel (X)

EG900

Single Cavity Dual Fuel Range Cooker



Whatever the dish, with multifunction cooking there is a programme for you.



5 Gas Burners in 4 Sizes including:

Triple Ring Wok Burner

Automatic Ignition

Cast Iron Pan Supports

Electric Multifunction Oven:

- 8 Cooking Programmes

Variable Grill

Electronic Programmable Timer

Oven Light

Easy Clean Oven Finish

Dimensions: H 900 x W 900 x D 600 (mm)
Colour: Stainless Steel (X)

HUE62
60cm Electric Double Oven with Ceramic Hob



HUE61
60cm Electric Double Oven with Ceramic Hob



HUG61
60cm Gas Double Oven



HUD61
60cm Dual Fuel Double Oven



Complete flexibility – Solarglo Multi Zone lets you use one to three cooking zones to suit what you want to cook.



- Precision Control Ceramic Hob with 3 Zone Sizes:
- 1 Solarglo Multi Zone
 - 1 Solarglo Circular Dual Zone
 - 2 Solarglo Zones
- Solarplus Twin Variable Grill
- Conventional Top Oven
- Circulaire Fan Main Oven
- Intelligent Cooking System:**
- 8 Cooking Programmes in Main Oven
 - Electronic Programmable Timer for Main Oven
 - 4 Hob Hot Warning Lights
 - Cool Touch Oven Door
 - Light in Both Ovens
 - Stay Clean Catalytic Liners in Both Ovens

Dimensions: H 900 x W 600 x D 600 (mm)
Colours: Stainless Steel (X), Black (K), Polar White (P)

Large or small pan?
Use the right amount of hob with Solarglo Dual Zone.



- Ceramic Hob with 2 Zone Sizes:
- 1 Solarglo Circular Dual Zone
 - 3 Solarglo Zones
- Twin Variable Grill
- Conventional Top Oven
- Circulaire Fan Main Oven
- Electronic Programmable Timer for Main Oven
- 4 Hob Hot Warning Lights
- Cool Touch Oven Door
- Light in Main Oven
- Stay Clean Catalytic Liners in Both Ovens

Dimensions: H 900 x W 600 x D 600 (mm)
Colours: Stainless Steel (X), Black (K), Graphite (G), Polar White (P)

Cook a range of dishes at the same time with a zoned gas oven.



- 4 Gas Burners in 2 Sizes
- Glass Lid with Safety Gas Cut-Out
- Zoned Gas Top Oven
- Variable Gas Grill
- Zoned Gas Main Oven
- Electronic Programmable Timer for Main Oven
- Automatic Ignition
- Slow Cook Setting
- Light in Main Oven
- Stay Clean Catalytic Liners in Both Ovens
- LPG Convertible



Dimensions: H 900 x W 600 x D 600 (mm)
Colours: Stainless Steel (X), Black (K), Graphite (G), Polar White (P)

More cooking and less cleaning with our stay clean catalytic oven liners which break down fat and grease.



- 4 Gas Burners in 2 Sizes
- Glass Lid with Safety Gas Cut-Out
- Electric Conventional Top Oven
- Twin Electric Variable Grill
- Electric Circulaire Fan
- Main Oven Electronic Programmable Timer for Main Oven
- Automatic Ignition
- Light in Main Oven
- Stay Clean Catalytic Liners in Both Ovens
- LPG Convertible Hob



Dimensions: H 900 x W 600 x D 600 (mm)
Colours: Stainless Steel (X), Black (K), Graphite (G), Polar White (P)

HUE53

50cm Electric Double Oven with Ceramic Hob



Still want performance but not big on space, our 50cm Ultima cookers are packed with intelligent features.



Precision Control Solarglo Ceramic Hob with 2 Zone Sizes
 Conventional Top Oven
 Variable Grill
 Circulaire Fan Main Oven
 Electronic Programmable Timer for Main Oven
 4 Hob Hot Warning Lights
 Cool Touch Oven Door
 Light in Both Ovens
 Stay Clean Catalytic Liners in Both Ovens

Dimensions: H 900 x W 500 x D 600 (mm)
 Colours: Graphite (G), Polar White (P)

HUE52

50cm Electric Double Oven with Ceramic Hob



Easy to clean – the design of our ceramic hobs means any spills wipe off easily.



Ceramic Hob with 2 Zone Sizes
 Conventional Top Oven
 Variable Grill
 Circulaire Fan Main Oven
 Electronic Clock & Minute Minder
 4 Hob Hot Warning Lights
 Cool Touch Oven Door
 Light in Main Oven
 Stay Clean Catalytic Liners in Both Ovens

Dimensions: H 900 x W 500 x D 600 (mm)
 Colours: Black (K), Graphite (G), Polar White (P)

HUG52

50cm Gas Double Oven



Perfect casseroles and stews with the Slow Cook setting.



4 Gas Burners in 3 Sizes
 Glass Lid with Safety Gas Cut-Out
 Automatic Ignition
 Variable Gas Grill
 Zoned Gas Main Oven
 Electronic Clock & Minute Minder
 Light in Main Oven
 Stay Clean Catalytic Liner in Both Ovens
 LPG Convertible



Dimensions: H 900 x W 500 x D 600 (mm)
 Colours: Stainless Steel (X), Black (K), Graphite (G), Polar White (P)



60HGP
60cm Gas Double Oven



60HE
60cm Electric Double Oven with Ceramic Hob



50HGP
50cm Gas Double Oven

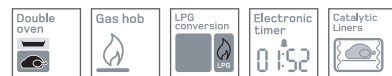


50HE
50cm Electric Double Oven with Ceramic Hob



Never burn your food –

The electronic programmable timer lets you set your cooking times to put you in control.



4 Gas Burners in 2 Sizes
Glass Lid with Safety Gas Cut-Out
Variable Gas Grill
Zoned Gas Main Oven
Electronic Programmable Timer
For Main Oven
Stay Clean Catalytic Liners in
Both Ovens
Light in Main Oven
LPG Convertible

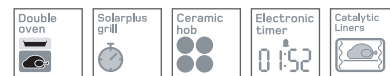


Dimensions: H 900 x W 600 x D 600 (mm)
Colour: White (P)



Full heat in only 15 seconds.

The Solarplus grill is 20% more efficient than conventional grills.



Ceramic Hob with 2 Zone Sizes
Solarplus Twin Variable Grill
Conventional Top Oven
Circulaire Fan Main Oven
Electronic Programmable Timers For Main Oven
Stay Clean Catalytic Liners in Both Ovens
Lights in Both Ovens
Hob Hot Warning Light



Dimensions: H 900 x W 600 x D 600
Colours: Graphite (G), White (P)



**Cook a range of dishes
at the same time**

with a zoned gas oven.



4 Gas Burners in 2 Sizes
Glass Lid with Safety Gas Cut-Out
Variable Gas Grill
Zoned Gas Oven
Stay Clean Catalytic Liners in Both Ovens
Light in Main Oven
LPG Convertible




Dimensions: H 900 x W 500 x D 600 (mm)
Colour: White (P)



More cooking and less cleaning

with our Stay Clean catalytic oven liners which break down fat and grease.



Ceramic Hob with 2 Zone Sizes
Variable Electric Grill
Conventional Top Oven
Circulaire Fan Main Oven
Stay Clean Catalytic Liners in Both Ovens
Lights in Both Ovens
4 Hob Hot Warning Lights



Dimensions: H 900 x W 500 x D 600 (mm)
Colours: Graphite (G), White (P)

Our cooking solutions are designed to make things easier, freeing up your creativity in the kitchen.
Our ideas. Your home.



Double Oven Cooker

These cookers have two separate ovens and a grill. This gives you the best of both worlds, with greater oven flexibility and capacity, meaning you can cook and grill at the same time.




Twin Cavity Cooker

A cooker with an oven on the bottom and a separate cavity at the top that features a grill. This means you can grill and cook at the same time, or use the top cavity to keep food warm.




Single Cavity

Allow our single cavity oven to take care of your cooking creations. The extra large oven features a combined grill, giving you maximum cooking space.



Solarplus Grill

Heats up rapidly, heating up in just 15 seconds. The speed of the grill means the food stays moist, as more efficient cooking helps prevent food from drying out. It's 20% more efficient than a conventional grill too.



Twin Grilling

You can choose to use the grill on full width or use just half the grill if you're grilling a small amount, which will help to save energy. With variable temperatures too, this makes the grill versatile and economic to use.



Gas Hobs

For control and precision, great for giving instant adjustable heat. Our gas hobs feature a range of burner styles, such as simmers and wok burners.



Wok Burner

Ideal for stir-frying, this high speed gas burner distributes heat evenly around the base of the wok for fast, efficient and perfectly cooked dishes.



Fish Kettle Burners

90° rotating oval burners to give an even heat around the pan, perfect for larger pans and griddles.



Ceramic Hobs

Efficient, easy to clean, they offer fast and responsive heat, saving you time, cooking and cleaning.



Solarglo Zone

Faster and more responsive heat than standard ceramic hobs – typical time 5 seconds to full heat.



Solarglo Dual Zone

The dual circular design increases cooking flexibility since the hob can be used as a single or double zone, accommodating small and large pans.



Solarglo Multi Zone

Increased cooking flexibility – use as a single zone, a double zone for a large pan or a triple zone to accommodate fish kettles or griddles.

Safety Cut-Out

Our cookers with glass lids are fitted with a Safety Cut-Out. This cuts off the supply of gas if you accidentally close the glass lid with the burners still switched on.

Precision Control

Gives you a greater degree of temperature choice for ceramic hobs, when selecting a heat setting.

Hob Hot Indicators

A valuable safety feature on all ceramic hobs. If the surface of the ceramic hob is still hot the indicators will light up, even after you have turned off the controls.



Multi-
function
8

Multifunction Cooking

Choose from a variety of cooking functions in the main and secondary ovens:

Multi-
function
7

8 Functions: Fan Assisted, Fan, Conventional, Bottom Heat, Grill, Half Grill, Fan Grill, Quick Defrost

Multi-
function
4

7 Functions: Fan, Conventional, Baking, Grill, Half Grill, Fan Grill, Pizza

4 Functions: Conventional, Bottom Heat, Grill, Half Grill.



Circulaire Fan Cooking

The fan has a heating element surrounding it to circulate hot air and create an even temperature throughout. It saves up to 10 minutes per hour in cooking time and you can set the temperature up to 20°C below a standard conventional oven and still achieve the same results, saving energy and time.



Twin cavity



Single cavity



Zoned Gas Oven

Our gas ovens offer different temperature zones. These zones allow a number of different dishes to be cooked at the same time. The centre shelf position maintains the selected temperature, while the shelf positions above are a gas mark higher and the shelf positions below are a gas mark lower.



Eco Tech

Our Eco Tech icon is awarded to those cookers with the very best energy rating where both ovens are A energy rated.

A Energy Rating

All our Ultima 60cm and 50cm electric main ovens are A energy rated and on selected models both the main and secondary ovens are A energy rated.

Cool Touch Door

For extra safety in the kitchen our triple glazed Cool Touch oven doors ensure the outer temperature of the door is cooler to the touch.

Easy Glide Grill Pan

The grill pan is secured on telescopic runners when it is pulled out, leaving hands free to check to turn food safely.

LPG

If your home uses liquid petroleum gas (LPG) rather than a mains gas supply, then we have a range of LPG and LPG convertible cookers in a choice of widths and colours.

Flame Supervision Device

A Flame Supervision Device, (also known as Flame Failure Device) is fitted to all gas and dual fuel cookers and is part of the gas burner system. It detects if the flame is accidentally extinguished and automatically cuts off the gas supply.

Programmable Electronic Timer

Start and stop the oven automatically at a time that suits you with the easy to use 3 button timer. A handy minute minder and clock is also included.

Easy to Clean

The ergonomic design of our ceramic hobs ensure they are easy to wipe clean, whilst our easily removable inner door glass and Stay Clean Catalytic Oven Liners give you a helping hand too.

Stay Clean Catalytic Oven Liners

Catalytic agents work with the heat of the oven to break down grease and excess fats leaving you with more time to cook rather than clean.

Automatic Ignition

For easy operation, the control knob has a push and turn action which ignites the burner using just one hand. The push action also acts as a safety device that prevents the gas being turned on accidentally. Its design is also stylish and helps to make the control panel easier to clean.

Specifications

Specifications

Cannon by Hotpoint

Cannon by Hotpoint

Specifications

Ultima 90cm Range CookersUltima 60cm Cookers



Model
Colours X = Stainless Steel, P = Polar White,
G = Graphite, K = Black

KEY INFORMATION				
Page Number	105	105	106	106
Fuel Type	Dual Fuel	Dual Fuel	Electric	Electric
Dimensions (mm) Height/Width/Minimum Installed Depth	900/900/600mm	900/900/600mm	900/600/600mm	900/600/600mm
ENERGY/PERFORMANCE INFORMATION				
Energy Rating – Secondary/Main Oven	B	A/B	B/A	A/A
Standard Consumption (kWh) – Secondary/Main Oven	1.33	0.79/0.96	0.99/0.99	0.79/0.99
Useable Volume (Lts) – Secondary/Main Oven	68	36/54	35/65	35/65
Oven Size Category – Secondary/Main Oven	Large	Medium/Medium	Medium/Large	Medium/Large
TIMER				
Electronic Programmable Timer	Yes	Yes	Yes	Yes
Electronic Clock/Minute Minder	Yes	Yes	Yes	Yes
HOB SPECIFICATION				
Fast Heat Solid Plates	No	No	No	No
Ceramic Zones	No	No	4	4
Solarglo Multi Zone	No	No	1	0
Solarglo Ceramic Zone	No	No	2	3
Solarglo Circular Dual Ceramic Zone	No	No	1	1
Gas Burners	1 x 1kW, 2 x 1.65kW, 1 x 3kW, 1 x 3.25kW	1 x 1kW, 2 x 1.65kW, 1 x 3kW, 1 x 3.25kW	N/A	N/A
Triple Ring Wok Burner	Yes	Yes	No	No
Ignition	Automatic	Automatic	N/A	N/A
Glass Lid & Safety Cut Out	No	No	No	No
Flame Supervision Device (FSD)	Yes	Yes	N/A	N/A
Hot Hob Indicators	No	No	4	4
Pan Supports	3 x Cast Iron Pan Supports	3 x Cast Iron Pan Supports	No	No
SECONDARY OVEN/GRILL				
Multifunction Oven 4 Functions	N/A	Yes	No	No
Conventional Electric Oven	N/A	Yes	Yes	Yes
Solarplus High Speed Grilling	N/A	No	Yes	No
Twin Grilling	N/A	Yes	Yes	Yes
Variable Grilling	N/A	Yes	Yes	Yes
Gas Oven	N/A	No	No	No
Gas Grill	N/A	No	No	No
Light	N/A	1 Behind	1 Behind	No
Stay Clean Catalytic Liners	N/A	No	Yes	Yes
Easy Clean Oven Finish	N/A	Yes	Yes	Yes
Shelves	N/A	1	1	1
Shelf/Grill Position(s)	N/A	4	3	3
MAIN OVEN				
Intelligent Cooking System	Yes	No	Yes	No
Multifunction Oven 8 Functions	Yes – 9 Multifunction	N/A	Yes	No
Multifunction Oven 7 Functions	N/A	Yes	No	No
Zoned Gas Oven	No	No	No	No
Circulaire Fan Oven	Yes	Yes	Yes	Yes
Conventional Oven	Yes	Yes	Yes	No
Slow Cook Setting	Yes	No	No	No
Light	2 Lateral	1 Behind	1 Behind	1 Behind
Stay Clean Catalytic Liners	No	No	Yes	Yes
Easy Clean Oven Finish	Yes	Yes	Yes	Yes
Shelves	2	2	2	2
Shelf Positions	4	5	5	5
ADDITIONAL FEATURES				
Doors	1 x Glass with Metal Frame	2 x Glass with Metal Frame	2 x Glass with Metal Frame	2 x Glass with Metal Frame
Viewing Window(s)	Yes	Yes	Yes	Yes
Air Cooled Doors	No	No	No	No
Double-Glazed Doors	Yes	No	No	No
Triple-Glazed Doors	No	Yes	Yes	Yes
Cookware	Baking Tray	Kit Grill Pan	Kit Grill Pan	Kit Grill Pan
Height Adjustable Feet up to 30mm	Yes	Yes	No	No
Total Electrical Load (kW)	2.85-3.1kW	5kW	9.7-10.6kW	9.8-10.7kW
Fitted 3 Pin Plug	No	No	No	No
Approvals	Ce, Imq	Ce, Imq	Ce, Imq	Ce, Imq
LPG	Yes – Hob	Yes – Hob	N/A	N/A




Ultima 60cm CookersUltima 50cm Cookers



Model
Colours X = Stainless Steel, P = Polar White,
G = Graphite, K = Black

KEY INFORMATION				
Page Number	107	107	108	109
Fuel Type	Gas	Dual Fuel	Electric	Gas
Dimensions (mm) Height/Width/Minimum Installed Depth	900/600/600mm	900/600/600mm	900/500/600mm	900/500/600mm
ENERGY/PERFORMANCE INFORMATION				
Energy Rating – Secondary/Main Oven		A/A	B/A	B/A
Standard Consumption (kWh) – Secondary/Main Oven		0.79/0.99	0.79/0.79	0.79/0.79
Useable Volume (Lts) – Secondary/Main Oven	23/60	35/65	28/54	28/54
Oven Size Category – Secondary/Main Oven	Small/Medium	Medium/Large	Small/Large	Small/Large
Small/Medium	Medium/Large	Small/Large	Small/Large	Small/Medium
TIMER				
Electronic Programmable Timer	Yes	Yes	Yes	No
Electronic Clock/Minute Minder	Yes	Yes	Yes	Yes
HOB SPECIFICATION				
Fast Heat Solid Plates	No	No	No	No
Ceramic Zones	No	No	4	4
Solarglo Multi Zone	No	No	0	0
Solarglo Ceramic Zone	No	No	4	0
Solarglo Circular Dual Ceramic Zone	No	No	0	No
Gas Burners	2 x 2kW, 2 x 3kW	2 x 2kW, 2 x 3kW	N/A	N/A
Triple Ring Wok Burner	No	No	No	No
Ignition	Automatic	Automatic	N/A	N/A
Glass Lid & Safety Cut Out	Yes	Yes	No	No
Flame Supervision Device (FSD)	Yes	Yes	N/A	N/A
Hot Hob Indicators	No	No	4	4
Pan Supports	4 x Individual Enamel Pan Supports	4 x Individual Enamel Pan Supports	No	No
2 x Enamel Pan Supports				
SECONDARY OVEN/GRILL				
Multifunction Oven 4 Functions	No	No	No	No
Conventional Electric Oven	N/A	Yes	Yes	Yes
Solarplus High Speed Grilling	N/A	No	No	N/A
Twin Grilling	No	Yes	No	No
Variable Grilling	Yes	Yes	Yes	Yes
Gas Oven	Yes	N/A	N/A	N/A
Gas Grill	Yes	N/A	N/A	N/A
Light	No	No	1 Behind	1 Behind
Stay Clean Catalytic Liners	Yes	Yes	Yes	Yes
Easy Clean Oven Finish	Yes	Yes	Yes	Yes
Shelves	1	1	1	1
Shelf/Grill Position(s)	3	3	2	2
MAIN OVEN				
Intelligent Cooking System	No	No	No	No
Multifunction Oven 8 Functions	No	No	No	No
Multifunction Oven 7 Functions	No	No	No	No
Zoned Gas Oven	Yes	N/A	N/A	N/A
Circulaire Fan Oven	No	Yes	Yes	Yes
Conventional Oven	No	No	No	No
Slow Cook Setting	No	No	No	No
Light	1 Behind	1 Behind	1 Behind	1 Behind
Stay Clean Catalytic Liners	Yes	Yes	Yes	Yes
Easy Clean Oven Finish	Yes	Yes	Yes	Yes
Shelves	2	2	2	2
Shelf Positions	5	5	4	4
ADDITIONAL FEATURES				
Door	2 x Glass with Metal Frame	2 x Glass with Metal Frame	2 x Glass with Metal Frame	2 x Glass with Metal Frame
Viewing Window(s)	Yes	Yes	Yes	Yes
Air Cooled Doors	No	No	No	No
Double-Glazed Doors	Yes	Yes	No	No
Triple-Glazed Doors	No	No	Yes	Yes
Cookware	Kit Grill Pan	Kit Grill Pan	Kit Grill Pan	Kit Grill Pan
Height Adjustable Feet up to 30mm	No	No	No	No
Total Electrical Load (kW)	4.5-4.8kW	10.9kW	10.3kW	10.3kW
Fitted 3 Pin Plug	Yes	No	No	No
Approvals	Ce, Imq	Ce, Imq	Ce, Imq	Ce, Imq
LPG	Yes	Yes – Hob	N/A	N/A

Specifications

	60cm Double Ovens		50cm Double Ovens	
				
Model	60HGP P	60HE P/G	50HGP P	50HE G/P
Colours X = P = Polar White, G = Graphite				
KEY INFORMATION				
Page Number	110	110	111	111
Fuel Type	Gas	Electric	Gas	Electric
Dimensions (mm) Height/Width/Minimum Installed Depth	900 x 600 x 600	900 x 600 x 600	900 x 500 x 600	900 x 500 x 600
ENERGY/PERFORMANCE INFORMATION				
Energy Rating – Secondary/Main Oven		B/B		C/B
Standard Consumption (kWh) – Secondary/Main Oven		0.99/1.19		0.97/0.86
Useable Volume (Lts)-Secondary/Main Oven		35/65		28/58
Oven Size Category – Secondary/Main Oven	Small/Medium	Medium/Large	Small/Medium	Small/Medium
TIMER				
Electronic Programmable Timer	Yes	Yes	No	No
Electronic Clock/Minute Minder	Yes	Yes	No	No
HOB SPECIFICATION				
Fast Heat Solid Plates	No	No	No	No
Ceramic Zones	No	4	4	4
Solarglo Multi Zone	No	No	No	No
Solarglo Ceramic Zone	No	No	No	No
Solarglo Circular Dual Ceramic Zone	No	No	No	No
Gas Burners	2 x 2kW 2 x 3kW	No	2 x 1.9kW 2 x 2.6kW	No
Triple Ring Wok Burner	No	No	No	No
Ignition	Button 2 Hands	N/A	Button 2 Hands	N/A
Glass Lid & Safety Cut Out	Yes	No	Yes	No
Flame Supervision Device (FSD)	Yes	No	Yes	No
Hot Hob Indicators	No	1	No	4
Pan Supports	2 x Enamel Pan Supports		2 x Enamel Pan Supports	
SECONDARY OVEN/GRILL				
Multifunction Oven 4 Functions	No	No	No	No
Conventional Electric Oven	N/A	Yes	N/A	Yes
Solarplus High Speed Grilling	N/A	Yes	N/A	No
Twin Grilling	No	No	No	No
Variable Grilling	Yes	Yes	Yes	Yes
Gas Oven	Yes	N/A	Yes	N/A
Gas Grill	Yes	N/A	Yes	N/A
Light	No	Yes	No	Yes
Stay Clean Catalytic Liners	Yes	Yes	Yes	Yes
Easy Clean Oven Finish	Yes	Yes	Yes	Yes
Shelves	1	1	1	1
Shelf/Grill Position(s)	2	2	2	2
MAIN OVEN				
Intelligent Cooking System	No	No	No	No
Multifunction Oven 8 Functions	No	No	No	No
Multifunction Oven 7 Functions	No	No	No	No
Zoned Gas Oven	Yes	No	Yes	No
Circulaire Fan Oven	No	Yes	No	Yes
Conventional Oven	No	No	No	No
Slow Cook Setting	No	No	No	No
Light	Yes	Yes	Yes	Yes
Stay Clean Catalytic Liners	Yes	Yes	Yes	Yes
Easy Clean Oven Finish	Yes	Yes	Yes	Yes
Shelves	2	2	2	2
Shelf Positions	4	4	4	4
ADDITIONAL FEATURES				
Doors	2 x Glass with Metal Frame	2 x Glass with Metal Frame	2 x Glass with Metal Frame	2 x Glass with Metal Frame
Viewing Window(s)	Yes	Yes	Yes	Yes
Air Cooled Doors	No	No	No	No
Double-Glazed Doors	Yes	Yes	Yes	Yes
Triple-Glazed Doors	No	No	No	No
Cookware	Grill Pan Kit	Grill Pan Kit	Grill Pan Kit	Grill Pan Kit
Height Adjustable Feet up to 30mm	No	No	No	No
Total Electrical Load (kW)		9.6-10.4kW		9kW
Fitted 3 Pin Plug	Yes	No	Yes	No
Approvals	CE, Imq	CE, Imq	CE, Imq	CE, Imq
LP6	Yes		Yes	





Built-In Cooking

- 127 Ovens
- 135 Microwaves
- 142 Hobs
- 149 Hoods
- 153 Specifications



How to choose Hotpoint Ovens

OPENSOURCE



If you are short on space but want a bigger oven, our Openspace ovens offer 20% more capacity than our standard single oven within the same dimensions. What's more, to create a double oven simply insert the insulating divider to create two separate cooking zones.

EXPERIENCE

Our Experience single oven uses our very latest Dual Flow technology to help you cook perfect evenly cooked food by distributing constant and even heat to every corner of the oven, eliminating cooking hotspots. The result – faultlessly risen Yorkshire puddings and sublime pastries that are evenly baked across the entire surface.



NEWSTYLE

NEWSTYLE Single Ovens



For ovens that are big on features our flagship ovens feature sleek touch control panels and 10 Cooking Programmes, including 4 Intelligent Cooking Functions, for the perfect roast, bread, cake or freshly made pizza. Or choose a pyrolytic oven that cleans itself to ensure it looks as good on the inside as it does on the outside.

NEWSTYLE Double Ovens

For complete cooking flexibility our Built-In double ovens give you maximum capacity and flexibility with up to 9 Cooking Programmes. Alternatively, if you are short on space but long for double oven convenience our Built-Under double ovens are a very neat solution that simply slot in under a worktop.



Your ideal kitchen partner...

Hotpoint's Intelligent Cooking System features pre-set programmes to help you achieve professional results – every time.

Our ideas. Your home.



Intelligent Cooking System

Ever wanted a top chef to give you their professional help and expertise? We've developed the next best thing... easy to use ovens that manage everything for you. From optimising oven elements, to recommending shelf position, temperatures and cooking time, you can be confident that even the most ambitious gourmet dish will turn out beautifully.



Cake Cycle

A fully automatic cycle sets the temperature and time for baking perfect sponge cakes. Plus, you can prepare tortes and choux pastry precisely, with no pre-heating time required.



Bread Cycle

A function which sets the optimum temperature and time for proving and baking bread.



Roast

Any meat can be cooked faultlessly. The oven takes care of the different cooking phases, raising the temperature at the start for browning and cooking the inside, then lowering the temperature and turning the fan on at the end to relax the meat and ensure it doesn't dry out. You can even adjust cooking levels to choose well done, medium or rare.



Pizza

Cook a homemade pizza in just 30 minutes. Use the dough recipe supplied to create your own pizza.

Double oven versatility in a single oven space



Add the divider to create a double oven with independently controlled oven zones.



Extra Large Space

13 cooking programmes including Hotpoint's 4 Intelligent Cooking Functions. Use as one extra large space or 4 shelves at once.



Double Space

Both Small and Main Spaces can be used at the same time at two different temperatures with independent programmable timers. The divider is fully insulating so there is no transfer of flavours between the two compartments.



Small Space

The divider allows the use of just the top part of the oven. There are two functions in the Small Space:

- Fast Cooking
- Grill



Main Space

The divider allows the use of just the bottom two thirds of the oven as a fan oven.

Energy Conscious

Save up to 25% on energy and up to 40% in heat-up time* with the newly designed fast heating grill. With the Fast Cook programme, you can save up to 40%# on total cooking time.

* Compared to our standard grill

Versus cooking a frozen pizza in a single oven



Electric Multifunction Oven with 13 Cooking Programmes:

Small Space: Fast Cooking, Grill

Main Space: Circulaire Fan

Double Space: Main & Small Space features combined

Extra Large Space:

4 Intelligent Programmes: Roast, Bread, Cake, Pizza

6 Standard Programmes: Multi-Cooking, Grill, Fan Grilling, Low Temperature 40°C, 65°C & 90°C

Insulating Divider

Two Individually Controlled Electronic Programmable Timers with Time & Temperature Control

Fast Clean Pyrolytic Cycle

Total Electronic Control

2 Halogen Lights

Triple Glazed Door

Also available with:

Stay Clean Catalytic liners: OS897DCIX

Easy Clean Enamel Oven Finish: OS897DIX

Finish: Stainless Steel – Fingerprint Resistant

EXPERIENCE

Our Experience single oven contains Hotpoint's very latest technology to enable you to create beautiful, evenly cooked food every time.

Our ideas. Your home.



Dual Flow Technology
Hotpoint's patented Dual Flow system has been cleverly designed to distribute constant and uniform heat to every corner of the oven, eliminating cooking hotspots and helping you to create perfect evenly cooked food. What's more the intelligent controls retain heat and maintain a stable cooking temperature.

The result, perfectly cooked pastries and Yorkshires that always rise to the occasion. This same technology also results in our Cool Touch door, keeping tiny hands that little bit safer.



SCL08EB
Experience Multifunction Single Oven



Enjoy perfect evenly cooked food with our patented Dual Flow cooking system which eliminates cooking hotspots throughout the oven.



Dual Flow Technology
Electronic Multifunction Oven with 8 Cooking Programmes:
Fast Cooking, Variable Grill, Fan Grilling
Circulaire Fan, Defrost, Pizzas, Pastries, Conventional
24 Hour Electronic Programmable Timer with Time Control
Easy Clean Enamel Oven Finish
Triple Glazed Cool Touch Doors
Easy Clean Inner Door Glass

Finish: Black Glass

DCL08CB
Experience Multifunction Double Oven



Experiment with confidence using 9 individual cooking programmes. Rustle up a succulent roast, tender casserole or tasty tuna steak.



Electronic Multifunction Oven with 9 Cooking Programmes:
Main Oven: Circulaire Roasting, Circulaire Fan, Twin Variable Grill, Pastries, Slow Cooking Setting (constant 90°C)
Conventional, Defrost
Top Oven: Conventional Oven, Solarplus Twin Variable Grill
24 Hour Electronic Programmable Timer with Time Control
Stay Clean Oven Finish (Catalytic Liners)
Triple Glazed Doors
Easy Clean Inner Door Glass

Finish: Black Glass

Single/Double Ovens

NEWSTYLE Ovens



SH103C
Touch Control Multifunction Single Oven



Take the guesswork out of cooking using our Intelligent Cooking Functions – for the perfect roast, bread, cakes and pizza.



- 10 Cooking Programmes:
- 4 Intelligent Programmes:**
Roast, Bread, Cake, Pizza
 - 6 Standard Programmes:**
Circulaire Fan, Fan Grilling, Variable Grill, Low Temperatures 40°C, 65°C & 90°C
- 1 Standard Light
Total Electronic Control
24 Hour Electronic Programmable Timer with Time & Temperature Control
Stay Clean Oven Finish (Catalytic Liners)
Air Flow Cooling Fan & Internal Chimney Venting
Triple Glazed Doors
Easy Clean Inner Door Glass

Finish: Stainless Steel (X)

SH89P
Fast Clean Multifunction Single Oven



Have your oven cleaned from as little as 50p using the Fast Clean pyrolytic cycle.



- 8 Cooking Programmes:
Fast Cooking, Fan Grilling, Variable Grill, Circulaire Fan, Pizzas, Pastries, Proving, Conventional
- Fast Clean Pyrolytic Cycle**
24 Hour Electronic Programmable Timer with Time & Temperature Control
Total Electronic Control
Air Flow Cooling Fan & Internal Chimney Venting
Triple Glazed Doors

Finish: Stainless Steel (X)

SH83C
Multifunction Single Oven



Hate cleaning? You'll love catalytic liners. Any grease is burned off when the oven reaches 200°C.



- 8 Cooking Programmes:
Fast Cooking, Fan Grilling, Variable Grill, Circulaire Fan, Pizzas, Pastries, Proving, Conventional
- 24 Hour Electronic Programmable Timer with Time Control
Stay Clean Oven Finish (Catalytic Liners)
Air Flow Cooling Fan & Internal Chimney Venting
Triple Glazed Doors
Easy Clean Inner Door Glass

Finish: Stainless Steel (X)

SH83
Multifunction Single Oven



SH53
Multifunction Single Oven



DH93C
Built-In Multifunction Double Oven



DH93
Built-In Multifunction Double Oven



Experiment with confidence
using 8 individual cooking programmes.
Rustle up a succulent roast, perfect pizza or
freshly baked bread.



- 8 Cooking Programmes:
Fast Cooking, Fan Grilling, Variable Grill,
Circulaire Fan, Pizzas, Pastries, Proving,
Conventional
24 Hour Electronic Programmable Timer
with Time Control
Easy Clean Enamel Oven Finish
Air Flow Cooling Fan & Internal Chimney Venting
Triple Glazed Doors
Easy Clean Inner Door Glass

Finish: Black (K)



**No need to plan your life
around meals** with a 24 hour
programmable timer.



- 5 Cooking Programmes:
Conventional, Circulaire Fan, Fan Grilling,
Top Heat Only, Variable Grill
24 Hour Electronic Programmable Timer
with Time Control
Easy Clean Enamel Oven Finish
Air Flow Cooling Fan & Internal Chimney Venting
Double Glazed Door
Easy Clean Inner Door Glass

Finishes: Stainless Steel (X), Black (K)



Experiment with confidence
using 9 individual cooking programmes.
Rustle up a succulent roast, tender casserole or
tasty tuna steak.



- Electric Multifunction Oven with
9 Cooking Programmes:
Main Oven: Circulaire Fan, Conventional Oven,
Circulaire Roasting, Defrost,
Slow Cooking Setting (constant 90°C),
Fan Grilling, Twin Variable Grill
Top Oven: Conventional Oven,
Solarplus Twin Variable Grill
Stay Clean Oven Finish (Catalytic Liners)
24 Hour Electronic Programmable Timer
with Time Control
Lights in Both Ovens
Air Flow Cooling Fan & Internal Chimney Venting
Double Glazed Doors
Easy Clean Inner Door Glass
Requires Hard-wiring

Finish: Stainless Steel (X)



Save time using the Solarplus Grill.
It heats up in just 15 seconds and
is 20% quicker than a conventional grill.



- Electric Multifunction Oven with
9 Cooking Programmes:
Main Oven: Circulaire Fan, Conventional Oven,
Circulaire Roasting, Defrost, Fan Grilling,
Twin Variable Grill
Slow Cooking Setting (constant 90°C)
Top Oven: Conventional Oven,
Solarplus Twin Variable Grill
Easy Clean Enamel Oven Finish
24 Hour Electronic Programmable Timer
with Time Control
Lights in Both Ovens
Air Flow Cooling Fan & Internal Chimney Venting
Double Glazed Doors
Easy Clean Inner Door Glass
Requires Hard-wiring

Finishes: Stainless Steel (X), Black (K)

DHS53C
Built-In Multifunction Double Oven



DH53
Built-In Double Oven




UHS53
Built-Under Double Oven



MWH222
Microwave Oven with Halogen Grill




 **Hate cleaning? You'll love catalytic liners.** Any grease is burned off when the oven reaches 200°C.



Electric Circulaire Fan Oven with 5 Cooking Programmes:
Main Oven: Circulaire Fan, Defrost, Slow Cook Setting (constant 90°C)
Top Oven: Conventional Oven, Twin Variable Grill
Stay Clean Oven Finish (Catalytic Liners)
24 Hour Electronic Programmable Timer with Time Control
Lights in Both Ovens
Air Flow Cooling Fan & Internal Chimney Venting
Double Glazed Doors
Easy Clean Inner Door Glass
Requires Hard-wiring


Finishes: Stainless Steel (X), Black (DH53CK)

 **Save money and the environment** with double A rated ovens.



Electric Circulaire Fan Oven with 5 Cooking Programmes:
Main Oven: Circulaire Fan, Defrost Setting, Slow Cook Setting (constant 90°C)
Top Oven: Conventional Oven, Twin Variable Grilling
Easy Clean Enamel Oven Finish
24 Hour Electronic Programmable Timer with Time Control
Lights in both Ovens
Air Flow Cooling Fan & Internal Chimney Venting
Double Glazed Doors
Easy Clean Inner Door Glass
Requires Hard-wiring


Finishes: Stainless Steel (X), White (W), Black (K), Brown (B)

 **No need to plan your life around meals** with a 24 hour programmable timer.



Electric Circulaire Fan Oven with 5 Cooking Programmes:
Main Oven: Circulaire Fan, Defrost Setting, Slow Cook Setting (constant 90°C)
Top Oven: Conventional Oven, Twin Variable Grilling
Easy Clean Enamel Oven Finish
24 Hour Electronic Programmable Timer with Time Control
Lights in Both Ovens
Air Flow Cooling Fan & Internal Chimney Venting
Double Glazed Doors
Requires Hard-wiring

Finishes: Stainless Steel (X), White (UH53W), Black (UH53K)


 **Cook quick and tasty dishes even faster** using our clever microwave with halogen grill, which browns food to perfection.



Fully Electronic Clock & Timer
3 Functions: Microwave, Grill, Microwave & Grill
7 Microwave Power Levels
7 Automatic Programmes
900W Cooking Power/1200W Grill

Finish: Stainless Steel (I) – Fingerprint Resistant

Every mealtime is an event with our high performance collection. Packed full of innovative features to create outstanding dishes. Our ideas. Your home.



Dual Flow Technology

Enjoy perfect evenly cooked food with our patented Dual Flow system, which distributes constant and even heat to every corner of the oven to eliminate cooking hotspots.



Openspace

Enjoy double oven flexibility in a single oven space, simply insert the divider to create two individual cooking zones, both with independent timers and controls. Or use as one large 74/77 litre zone with the ability to cook on four levels simultaneously.




Touch Control

The ultimate in stylish technology offering you total control at the touch of your finger. Easy to clean as well making it a pleasure to use.



Fast Clean - Pyrolytic Cycle

Simple to use, it's the perfect cleaning solution in a busy home. Turn it on and the oven locks and heats itself to 500°C leaving a small deposit of ash for you to wipe away. Beats spraying and scraping any day.



Solarplus High Speed Grill

A Solarplus grill gets up to full temperature in just 15 seconds. When you need lunch on the go, every second counts. Its grill mesh is practically self cleaning too, saving you even more time.



Eco Tech

Only awarded to ovens with the best energy ratings such as our Openspace 74 litre oven which takes less time but the same energy to heat up as our standard 62 litre ovens.



AA Energy Rating

The better the energy rating the less electricity the appliance uses, saving you money and reducing the impact on the environment. Our Built-In double ovens are all AA energy rated for optimum efficiency.



Electronic Timer

A 24 hour programmable timer means your meal can be cooked to perfection as you step through the door after a long day at work.



Electronic Control

Maintains the oven at a constant temperature for optimum cooking performance meaning food is cooked evenly and to perfection.



Multifunction Ovens


Perfect for people that take their cooking seriously. Choose from 5 to 10 separate cooking programmes, then start getting creative.





Stay Clean Catalytic Liners


Save precious time by choosing an oven with catalytic liners. Designed to be self cleaning by enabling any grease to be oxidised away once the oven reaches 200°C.

Grilling Functions:

 **Solarplus Grill**
A variable heat control and half grill option to ensure maximum performance and flexibility. Heats up in 15 seconds and is 20% quicker than a conventional grill.


 **Variable Grilling**
Central top element comes on variable heat settings to suit your cooking needs. Half grill option* provides a solution for small portions with maximum performance.
*Not available on Openspace model.


 **Fan Grilling**
The grill element is used with the Circulaire Fan to circulate heat all around the food. Great for browning, crisping and gratin finishes, giving the same results as a rotisserie.


 **Halogen Grill (microwave)**
The halogen grill gives radiant heat through the use of a lamp. Instantaneous heat and higher temperatures speed up the cooking process and the microwave is easier to clean after cooking.





Electric Oven:


 **Circulaire® Fan**
Fan and rear element circulates even heat between shelves. This reduces cooking time by 20% and temperature by 10-20°C compared to a conventional oven. Ideal for pastries and batch baking.


 **Circulaire® Roasting**
The same as Circulaire Fan cooking but allows hot air to be circulated underneath the food. The excess fat falls into the pan rather than soaking back into the meat – achieved with a raised trivet.


 **Conventional**
Combination of top and bottom heat. Warms food by natural convection. Ideal temperature in centre of oven. Great for home baking.


 **Fast Cooking**
Combination of all heating elements coming on alternately with the Circulaire Fan at full power. Uniform heat distribution enables cooking of several dishes at once. Cooks fresh food 20% quicker than conventional. Ideal for ready meals.


 **OPENSACE Fast Cooking**
Uses the powerful inner element to pre-heat the oven, then switches to the outer element for ongoing cooking at a more gentle heat. Saves up to 40%* in total cooking time. Ideal for ready meals and pizzas.
*Compared to cooking a frozen pizza in a standard oven.


 **Multi-Cooking**
Combination of all heating elements coming on alternately with the Circulaire Fan at reduced power. Uniform heat distribution enables cooking of different types of dishes on more than one shelf. Ideal for lasagne and pasta bakes.


 **Pizza**
Combination of the Circulaire Fan and bottom heat. Guarantees rapid baking of dough or pastry. Bottom heat ensures a crispy base and the rear element delivers a perfect finish.

 **Low Temperature 40°C**
Fan and rear element circulates air at 40°C between shelves. Reduces defrost times by half and proves dough to perfection.

 **Pastries Programme**
Combination of top and rear elements with the fan to circulate air around the food. Guarantees rapid baking of pastry with a golden finish.

 **Low Temperature 65°C + 90°C**
Combination of Circulaire heating element and reduced power grill for 90°C or low power grill for 65°C. 90°C cooks casseroles to perfection. 65°C ideal for plate warming and defrosting.

 **Proving**
Oven is heated to 40°C. For proving dough made with yeast.

 **Defrosting**
Uses the Circulaire Fan to circulate ambient warm air around the food and speeds up the time taken to defrost food.

How to choose Hotpoint Hobs

Gas Hobs



Gas hobs provide fast and variable control. Why not maximise your hob size with a 5 burner 75cm model which fits into a standard 60cm hob cut-out in your worktop.

Induction Hobs

For the safest, cleanest and most energy efficient hob, you can't beat induction. Only the base of the pan heats up (not the cooking zone), so just the exact amount of energy you need is ever used. This makes the heat extremely fast and easy to control.



Ceramic Hobs



With sleek contemporary lines and touch controls, our ceramic hobs offer up to 9 flexible power levels and individual timers for each cooking zone. The surface is also exceptionally easy to clean and child locks prevent little hands from adjusting the controls.



CIO642DD
60cm Touch Control Induction Hob

CIC642
60cm Touch Control Induction Hob

CRO742DO
70cm Touch Control Ceramic Hob

CRA641D
60cm Touch Control Ceramic Hob



Energy efficient, clean, safe and controllable – oh, and it heats a pint of water in just 45 seconds.



4 Cooking Zones:
2 x 1.4kW Zones
2 x 2.2kW Zones (with Boosters up to 3.0kW)
Child Lock
4 Individual Timers – 1 for each Cooking Zone
One Touch Control

Finish: Bevelled (B)



A perfectly co-ordinated meal is easily achieved with 4 individual timers, one for each zone.



4 Cooking Zones:
2 x 1.4kW Zones
2 x 2.2kW Zones (with Boosters up to 3.0kW)
Child Lock
4 Individual Timers – 1 for each Cooking Zone

Finish: Frameless (C)



Look forward to the perfect poached fish with our oval dual zone.



4 Cooking Zones:
2 x 1.2kW Hilight Zone
1 x 1.0/2.2kW Hilight Zone
1 x 1.5/2.4kW Hilight Zone
One Touch Control
4 Individual Timers – 1 for each Cooking Zone

Finish: Bevelled (B)



Seal meat in a breeze with the booster zone which delivers powerful rapid heat.



4 Cooking Zones:
1 x 1.2kW Hilight Zone
1 x 1.4kW Hilight Zone
1 x 1.8kW Hilight Zone
1 x 1.0/2.2kW Dual Hilight Zone



Finish: Frameless (C)

Also available: **CRM641D** Frameless (C),
Stainless Steel (X) with Ergonomically Designed
Control Knobs

GC750
75cm Gas Hob



Maximise hob size by choosing a 75cm model which fits into a standard 60cm hob cut-out on your worktop.



5 Gas Burners:
1x3.4kW Ultra Rapid Burner, 1 Rapid,
2 Semi-Rapid, 1 Standard
Enamelled Pan Supports

Finish: Stainless Steel (X)

GC640
60cm Gas hob



Want the benefits of a gas hob but don't have a gas supply?
Our gas hobs are all LPG convertible.



4 Gas Burners:
1x3kW Rapid, 2 Semi-Rapid, 1 Standard
Enamelled Pan Supports

Finishes: Stainless Steel (IX), Black (BK), White (WH)

G640S
60cm Gas hob



Match your hob to your kitchen
with a choice of 4 stunning finishes, from timeless Stainless Steel to sleek Black or crisp White to rich Brown.



4 Gas Burners:
1x3kW Rapid, 2 Semi-Rapid, 1 Standard
Enamelled Pan Supports

Finishes: Stainless Steel (X), Black (K),
White (W) Brown (B)




Our induction, gas and ceramic hobs feature advanced technologies to make cooking quicker, safer and more efficient. Great results – every time. Our ideas. Your home.




Gas Hobs

Gas cooking is versatile and controllable, whether you're keeping sauces warm on a small burner or searing a joint on our 3.4kW Ultra-Rapid burner.




Induction Hobs

Fast, energy efficient, clean, safe and controllable. Induction cooking instantly generates heat via a magnetic field only activated by the presence of a pan. Only the cooking zone becomes warm, making cleaning a breeze.



Ceramic Hobs

Ceramic hobs provide rapid heat, saving time and money over sealed plate hobs, and offer the finishing touch to the kitchen.



Residual Heat Indicators

Residual Heat Indicators are an invaluable safety feature. The indicators light up to tell you if the surface of a ceramic hob is still hot, even after you have turned off the controls.



Touch Control

Hotpoint's touch control hobs give you not only smooth, easy-to-clean lines but also offer great functionality and precise temperature control. Once the temperature is set, you can lock the control panel for extra safety.



3.4kW Ultra Rapid Burner

This powerful versatile burner is perfect for searing meat, creating flavoursome stir fries or using with griddle pans.



Flame Supervision Device

All our gas hobs feature a flame supervision device that cuts off the gas supply if the flame goes out.

How to choose Hotpoint Hoods

Choice of Width

Hotpoint hoods are available in a choice of 60, 70 and 90cm widths so you can match your hood to your hob. Ideally the hood should always be at least the same width as your hob to ensure the best extraction rate is achieved.

Decorative or Chimney

Decorative hoods make a real style statement in your kitchen with flat or curved glass options. Chimney hoods are the most popular design today and can come in a choice of stylish colours.

Extraction Rates

Hotpoint hoods can be either Ducted (where the extracted air is directed outside the property via ducting) or Recirculated where the air recirculates back into the kitchen after passing through a filter to remove the odour.

BHC100

Cannon by Hotpoint 100cm Chimney Hood



Slider Control
3 Speeds
2 Lights

Dimensions: H 810-1125 x W 999 x D 515 (mm)
Colours: Stainless Steel – BHC100,
Anthracite – BHC100K

HTC9T

90cm Decorative Hood with Curved Glass



Push Button Controls
2 x 20 Watt Halogen Lights
Self Supporting Metal Filter
Charcoal Filter Included

Finish: Stainless Steel (X)

HD9T

90cm Decorative Hood with Glass



Push Button Controls
2 x 20 Watt Halogen Lights
Self Supporting Metal Filter
Charcoal Filter Included

Also available: HD7T 70cm Wide Version

Finish: Stainless Steel (X)

HE9T

90cm Chimney Hood



Push Button Controls
2 x 20 Watt Halogen Lights
Self Supporting Metal Filter
Charcoal Filter Included

Also available: HE7T 70cm Wide Version

Finish: Stainless Steel (IX)

HTC6T

60cm Decorative Hood with Curved Glass



Choice of width

60cm

Extraction

420 m³/hr

dB(A)

61

Charcoal filter

Push Button Controls

2 x 20 Watt Halogen Lights

Self Supporting Metal Filter

Charcoal Filter Included

Finish: Stainless Steel (X)

HD6T

60cm Decorative Hood with Glass



Choice of width

60cm

Extraction

550 m³/hr

dB(A)

61

Charcoal filter

Push Button Controls

2 x 20 Watt Halogen Lights

Self Supporting Metal Filter

Charcoal Filter Included

Finish: Stainless Steel (X)

HS6T

60cm Chimney Hood



Choice of width

60cm

Extraction

400 m³/hr

dB(A)

61

Charcoal filter

Push Button Controls

2 x 20 Watt Halogen Lights

Self Supporting Metal Filter

Charcoal Filter Included

Finish: Stainless Steel (IX)

HE6T

60cm Chimney Hood



Choice of width

60cm

Extraction

400 m³/hr

dB(A)

61

Charcoal filter

Push Button Controls

2 x 20 Watt Halogen Lights

Self Supporting Metal Filter

Charcoal Filter Included

Finishes: Stainless Steel (IX), Black (BK), White





Ovens

Single Ovens




- An appropriate cabinet must be used to ensure the oven works correctly.
- The panels of the adjacent cabinets must be made of heat resistant material. Cabinets of a veneer exterior must be assembled with glue that can withstand temperatures up to 100°C.
- For the correct centring of the appliance, position the four tabs on the side of the oven in correspondence with the four holes on the side of the frame.
- To fasten the oven to the cabinet, open the door of the oven and attach it by using the screws into the holes located on the perimeter of the frame.
- To connect to the power supply please refer to a qualified electrician.


Built-In Double Ovens

- An appropriate cabinet must be used to ensure the oven works correctly. Note ventilation requirements.
- The panels of the adjacent cabinets must be made of heat resistant material. Cabinets of a veneer exterior must be assembled with glue that can withstand temperatures up to 100°C.
- To fasten the oven to the cabinet, open the door of the oven and attach it by using the screws into the holes located on the perimeter of the frame.
- To connect to the power supply please refer to a qualified electrician.

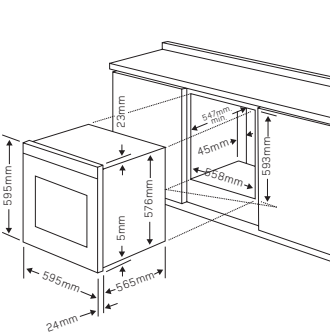
Built-Under Double Ovens

- All Built-Under double ovens require no cabinetry, but will slot into a standard 60cm wide aperture. The appliance is on adjustable legs that can be adjusted to a maximum height of 89cm.
- The panels of the adjacent cabinets must be made of heat resistant material. Cabinets of a veneer exterior must be assembled with glue that can withstand temperatures up to 100°C.
- To fasten the oven to the adjacent cabinets, fit the brackets supplied, open the door of the oven and attach it by using the screws into the holes located on the perimeter of the frame.
- To connect to the power supply please refer to a qualified electrician.

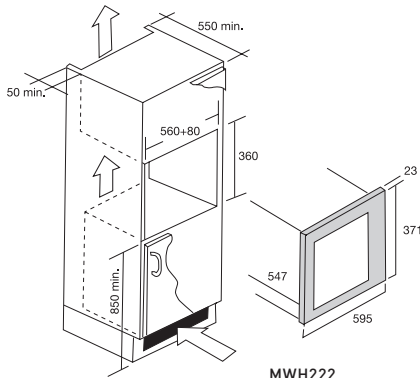
	Openspace		
			
Model Number	OS897DIX	OS897DCIX	OS897DPIX
Page Number	127	127	127
Fingerprint Resistant Stainless Steel	•	•	•
Oven Type	•	•	•
Electric	•	•	•
COOKING FUNCTIONS	13	13	13
Roast	•	•	•
Cake	•	•	•
Bread	•	•	•
Pizza	•	•	•
Multi-Cooking	•	•	•
Grill	•	•	•
Fan Grilling	•	•	•
Low Temperature 90°C	•	•	•
Low Temperature 65°C	•	•	•
Low Temperature 40°C	•	•	•
Circulaire Fan	•	•	•
Fast Cooking	•	•	•
FEATURES			
Oven Divider	•	•	•
Electronic Timer with Time/Temp Control	2	2	2
Electronic Thermostat Control	•	•	•
Variable Grill	•	•	•
Halogen Oven Light	Side x2	Side x2	Side x2
Glazing Level	Triple	Triple	Triple
Air Flow Cooling Fan & Internal Venting	•	•	•
CLEANING			
Fast Clean/Pyrolytic			•
Stay Clean Oven Interior (Catalytic Liners)		•	
Easy Clean Enamel Interior	•		
Easy Clean Full Inner Glass Door	•	•	
EQUIPMENT			
Standard Tray	1	1	1
Grill Grid	3	3	3
Deep Tray	1	1	1
POWER			
Total Power (W)	2800	2800	3600
Supply/Voltage (V/Hz)	230/50	230/50	230/50
ENERGY			
Energy Efficiency Class	A	A	A
Total Capacity (Litres)	77	77	74

	Microwave
	
Model Number	MWH222
Page Number	135
Fingerprint Resistant Stainless Steel	•
DIMENSIONS	
Capacity (Litres)	24
Height x Width x Depth (cm)	36.8 x 59.5 x 40
POWER	
Microwave Total Power (W)	2750
Grill Power (W)	1450
Microwave Power Levels (W)	150-300-450-600-750-850-900
COOKING COMBINATIONS	
Functions	3
Microwave	•
Halogen Grill	•
Microwave & Grill	•
Automatic Programmes	7
Control	Electronic
Side Opening Door	•
Digital Clock/Electronic Timer	•
FEATURES	
Turntable Diameter (cm)	30
Number of Power Levels	7
Number of Auto Programmes	7
Interior	Enamelled
Oven Light	1 x 25W
Timer (mins)	60
"Cooking End" Alarm	•
Grid Shelves	1

NB: Side opening Built-In microwaves should not be installed under a work top.



OS897DPIX, OS897DCIX, OS897DIX









MWH222

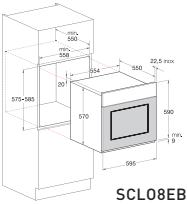
*Any installation work must be undertaken by a suitably qualified and competent person. Hotpoint is not responsible for any incorrectly installed appliances and will not guarantee any appliances that are not installed by a suitably qualified and competent person.

Specifications








Single Ovens

Double Ovens

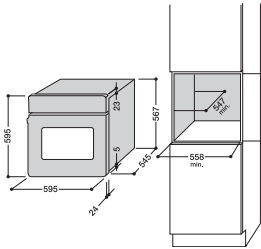
	Experience	NewStyle Single Ovens				
						
Model Number	SCL08EB	SH103C	SH89P	SH83C	SH83	SH53
Page Number	129	130	131	131	132	132
Colours X = Stainless Steel, K = Black	K	X	X	X/K	K	X/K
Oven Type	Electric	Electric	Electric	Electric	Electric	Electric
Electric	•	•	•	•	•	•
COOKING FUNCTIONS						
Cooking Functions	8	10	8	8	8	5
Circulaire Fan	•	•	•	•	•	•
Fast Cooking	•	•	•	•	•	•
Variable Grill (Electric)	•	•	•	•	•	•
Grill	•	•	•	•	•	•
Fan Grilling	•	•	•	•	•	•
Conventional	•	•	•	•	•	•
Pizza (no preset temperature)	•	•	•	•	•	•
Roast	•	•	•	•	•	•
Bread	•	•	•	•	•	•
Cake	•	•	•	•	•	•
Proving	•	•	•	•	•	•
Pastries	•	•	•	•	•	•
Low Temperature 40°C	•	•	•	•	•	•
Low Temperature 65°C	•	•	•	•	•	•
Low Temperature 90°C	•	•	•	•	•	•
Top Heat Only	•	•	•	•	•	•
Defrost	•	•	•	•	•	•
FEATURES						
Dual Flow Technology	•	•	•	•	•	•
Electronic Thermostat Control	•	•	•	•	•	•
24 Hour Electronic Timer with Time/Temp Control	•	•	•	•	•	•
24 Hour Electronic Timer with Time Control	•	•	•	•	•	•
Minute Minder	•	•	•	•	•	•
Child Lock	•	•	•	•	•	•
Variable Grill	•	•	•	•	•	•
Touch Controls	•	•	•	•	•	•
Proud Controls	•	•	•	•	•	•
Variable Oven Thermostat	•	•	•	•	•	•
Thermostat Light	•	•	•	•	•	•
Oven Light	•	•	•	•	•	•
Glazing Level	Triple	Triple	Side Triple	Rear Triple	Rear Triple	Rear Double
Cool Touch Door	•	•	•	•	•	•
Air Flow Cooling Fan & Internal Venting	•	•	•	•	•	•
CLEANING						
Fast Clean/Pyrolytic with Grey Interior	•	•	•	•	•	•
Stay Clean Oven Interior (Catayltic Liners)	•	•	•	•	•	•
Easy Clean Enamel Oven Finish	•	•	•	•	•	•
Easy Clean Full Inner Door Glass	•	•	•	•	•	•
EQUIPMENT						
Grill Grids	2	3	3	3	3	3
Tray	1	1	1	1	1	1
Tray Handle	•	•	•	•	•	•
Deep Tray	•	•	•	•	•	•
POWER						
Total Power [W]	2800	2800	2800	2800	2800	2400
Supply/Voltage [V/Hz]	230/50	230/50	230/50	230/50	230/50	230/50
ENERGY						
Energy Efficiency Class	A	A	A	A	A	A
TOTAL CAPACITY (LITRES)	62	62	59	62	62	62



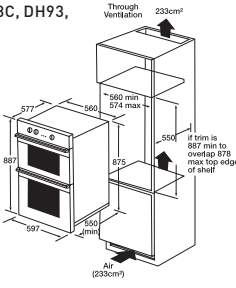
SCL08EB

	Experience	Built-In					Built-Under
							
Model Number	DCL08CB	DH93C	DH93	DH553C	DH53C	DH53K/W	UHS53
Page Number	129	133	133	134	134	135	135
Colour	K	X	X/K	X	K	X/K/W/B	X
X = Stainless Steel, B = Brown, K = Black, W = White							
Oven Type	Electric	Electric	Electric	Electric	Electric	Electric	Electric
Electric Built-In	•	•	•	•	•	•	•
Electric Built-Under	•	•	•	•	•	•	•
TOP OVEN FUNCTIONS							
No of Top Oven Functions	2	2	2	2	2	2	2
Conventional	•	•	•	•	•	•	•
Solarplus Twin Variable Grill	•	•	•	•	•	•	•
Twin Variable Grill	•	•	•	•	•	•	•
Maximum Oven Temperature [°C]	220	220	220	220	220	220	220
MAIN OVEN FUNCTIONS							
No of Main Oven Functions	7	7	7	3	3	3	3
Circulaire Fan	•	•	•	•	•	•	•
Conventional	•	•	•	•	•	•	•
Circulaire Roasting	•	•	•	•	•	•	•
Fan Grilling	•	•	•	•	•	•	•
Twin Variable Grill	•	•	•	•	•	•	•
Pastries	•	•	•	•	•	•	•
Defrost	•	•	•	•	•	•	•
Slow Cook [90°C]	•	•	•	•	•	•	•
Maximum Oven Temperature [°C]	230	230	230	230	230	230	230
FEATURES							
24 Hour Electronic Timer with Time Control	Both Ovens	Both Ovens	Both Ovens	Both Ovens	Both Ovens	Both Ovens	Both Ovens
Proud Controls	•	•	•	•	•	•	•
Thermostat Light	•	•	•	•	•	•	•
Oven Light	Both Ovens	Both Ovens	Both Ovens	Both Ovens	Both Ovens	Both Ovens	Both Ovens
Glazing Level	Triple	Double	Double	Double	Double	Double	Double
Air Flow Cooling Fan	•	•	•	•	•	•	•
CLEANING							
Stay Clean Oven Interior (Catayltic Liners)	•	•	•	•	•	•	•
Easy Clean Enamel Oven Finish	•	•	•	•	•	•	•
Easy Clean Inner Door Glass	•	•	•	•	•	•	•
EQUIPMENT							
Top Oven Shelves	1	1	1	1	1	1	1
Main Oven Shelves	2	2	2	2	2	2	2
Grill Pan Kit (with handle)	•	•	•	•	•	•	•
POWER							
Total Power [W]	5100	5200	5200	4800	5200	4800	4800
Supply/Voltage [V/Hz]	230/50	230/50	230/50	230/50	230/50	230/50	230/50
ENERGY							
Top Oven Energy Efficiency Class	A	A	A	A	A	A	B
Main Oven Energy Efficiency Class	A	A	A	A	A	A	B
TOTAL CAPACITY (LITRES)							
Top Oven	39	39	39	42	42	42	33
Main Oven	66	66	66	74	74	74	54

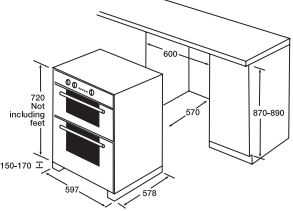
SH103C, SH89P, SH83C, SH83, SH53



DCL08CB, DH93C, DH93, DH553C, DH53



UHS53, UH53 On Feet for Easy Installation



*Any installation work must be undertaken by a suitably qualified and competent person. Hotpoint is not responsible for any incorrectly installed appliances and will not guarantee any appliances that are not installed by a suitably qualified and competent person.



Hobs

Hotpoint hobs come in three sizes; 60cm, 70cm, and 75cm wide. The 60cm, 70cm and 75cm wide hobs should fit into a maximum aperture size of 560mm left to right and 490mm front to back. Check the specific requirements for the individual hob first. Hob depth tolerances are +/- 2mm.

Electric Hobs








- The electric loading of these products is between 6.6kW and 7.2kW and therefore require an electrical circuit of at least 30 amp which must be isolated by means of a double pole switch with a minimum 3mm gap.
- The supply must be sited within 1m of the product.
- A minimum 50mm gap must be at the back of the hob and the wall, and a 100mm gap either side of the hob and any adjacent cabinetry or the end of a run of worktop.
- Most hoods should be positioned at a minimum height of 65cm above the electric hob.
- Electric hobs should only be connected to the power supply by a qualified electrician.

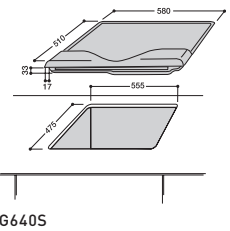
Gas Hobs

- Apart from a gas supply, all gas hobs also require a 13 Amp electrical outlet for the purpose of gas ignition. The supply must be sited within 1m of the product.
- A 50mm gap must be allowed between the hob aperture and the wall as well as any adjacent cabinetry and end of worktops.
- Any cooker hood should be positioned at a minimum height of 75cm above the gas hob.
- All gas appliances MUST by law be installed by a qualified and competent person. We recommend that you only use Gas Safe registered engineer**.
- Please note that flame supervision devices are a legal requirement on gas appliances for use in the UK and Republic of Ireland.

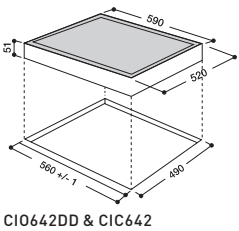
*Any installation work must be undertaken by a suitably qualified and competent person. Hotpoint is not responsible for any incorrectly installed appliances and will not guarantee any appliances that are not installed by a suitably qualified and competent person.

**A CORGI registered engineer for Northern Ireland and the Channel Islands and a RGI registered engineer in the Republic of Ireland.

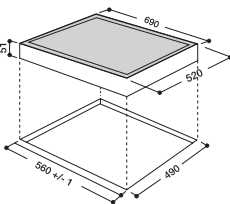
	Induction		Ceramic		Gas		
							
Model Number	CI0642DD 142	CIC642 142	CR0742DO 143	CRA641D 143	GC750X 144	GC640 144	G640S 145
Page Number							
Colour IX/X = Stainless Steel, W/WH = White, K/BK = Black Finish	Bevelled [B]	Frameless [C]	Bevelled [B]	Frameless [C]	X	IX/WH/BK	X/K/W/B
FEATURES							
Width (cm)	60	60	70	60	75	60	60
Number of Heat Zones/Burners	4	4	4	4	5	4	4
Gas					•	•	•
Induction	•	•					
Ceramic			•	•			
Control Dials					•	•	•
Touch Control	•	•	•	•			
Front Controls	•	•	•	•	•	•	
Side Controls							•
Power Levels	9	9	9	9			
Power Level Indicators	•	•	•	•			
Residual Heat Indicators	•	•	•	•			
Automatic Ignition					•	•	•
Flame Supervision Device					•	•	•
Number of Pan Supports					3	3	2
Enamelled Pan Supports					•	•	•
Pan/Small Tool Detection	•	•	•				
Child Lock	•	•		•			
Time Control Elements	4	4	4				
Audio Signal at End of Time	•	•	•				
POWER							
Ultra Rapid Burner					1 x 3.4kW	1 x 3.0kW	1 x 3.0kW
Rapid Burner					1 x 2.6kW		
Semi-Rapid Burner					2 x 1.65kW	2 x 1.65kW	2 x 1.9kW
Standard Burner					1 x 1kW	1 x 1kW	1 x 1kW
Induction Ring	2 x 1.4kW	2 x 1.4kW, 2 x 2.2kW*					
Double Induction Ring	2 x 2.2kW*						
Double Ring Hilight Zone			1 x 1.0/2.2kW	1 x 1.0/2.2kW			
Hilight Zone			2 x 1.2kW	1 x 1.2kW, 1 x 1.4kW, 1 x 1.8kW			
Oval Hilight Zone			1 x 1.5/2.4kW				
Total Power Output (kW)	7.2	7.2	7	6.6			
Possible to Install in 60cm Wide Cut-Out	•	•	•	•	•	•	•
LPG Conversion Kit Included							
*Boosters up to 3.0kW							



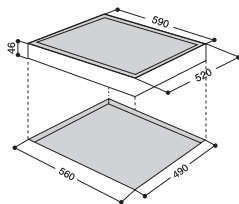
G640S



CI0642DD & CIC642



CR0742DO



CRA641D



GC750X



GC640X

Cooker Hoods

Installation

Most hoods should be positioned at a minimum height of 65cm above an electric hob and 75cm above a gas hob. Please check the user handbook or our product information line for details by model.

There are two types of air extraction methods; Ducted or Recirculation.

Ducted

With ducted extraction the hood needs to be mounted on an external wall or linked to an outside wall via ducting along the top of adjacent cabinetry. The maximum ducting length is up to 5m, deducting 1.2m for every 90-degree bend. Ducting is available in three diameter sizes 100m, 120mm and 150mm. Generally the larger the ducting diameter the better the performance.

Recirculation

This method is ideal for interior kitchens or where building work is to be kept to a minimum. If opting for the recirculation method please remember you will require carbon/charcoal filters (not necessarily supplied with the cooker hood). Check the specification for the individual product.

Suitability

As a guideline, the air in a room should be changed 6-12 times per hour. Follow these guidelines:

- 1) Calculate the floor area in square metres and multiply by the height of the room in metres
- 2) Divide by the maximum extraction rate
- 3) The resulting figure should be at least 6, but as close to 12 as possible







Example
Kitchen (HxWxD) 2.1 x 4.5 x 4.2 = 39.7m³
Desired Hood HD6T Output per hour 450m³ per hour
450/39.7 = 11.34
The HD6T is therefore suitable for use in this kitchen in ducted extraction mode.



Chimney Hoods

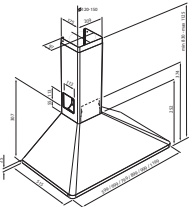
- Designed to be on show, there is a range of wall mounted chimney hoods and decorative chimney hoods available in 60cm, 70cm and 90cm widths.

- Using the template supplied secure the mounting bracket to the wall.
- Mount the hood on to the bracket.
- With the screws supplied secure the hood in position and connect the electrical cable to a suitable outlet.
- Connect the ducting to the top of the hood and secure.
- Locate the chimney stack and secure with the bracket provided.
- If the hood is to be installed in recirculation mode open the grill panel and make sure the conversion lever is in the recirculation position. Also fit the blanking plate on the top of the hood (if applicable to that model).

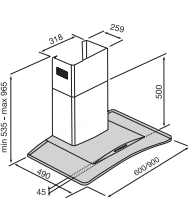
*Any installation work must be undertaken by a suitably qualified and competent person. Hotpoint is not responsible for any incorrectly installed appliances and will not guarantee any appliances that are not installed by a suitably qualified and competent person.

	90cm Hood		70cm Hood		60cm Hood	
						
Model Number	BHC100	HTC9T	HD9T	HE9T	HD7T	HE7T
Page Number	149	149	149	149	149	149
Hood Type	Chimney Steel/K	Decorative X	Decorative X	Chimney IX	Decorative X	Chimney IX
Colour S/X/IX = Stainless Steel, BK/K = Black, P/WH = White						
FEATURES						
On/Off Switch	•	•	•	•	•	•
Push Button Controls		•	•	•	•	•
Slider Control	•					
Light Switch	•	•	•	•	•	•
Halogen Lights (20W)						
Lights (40W)	2	2	2	2	2	2
Metal Filters	•	•	•	•	•	•
Charcoal Filter(s) Supplied						
Charcoal Filter Part No.	C00090710	57772	57772	57772	57772	57772
Ducting or Recirculating Option	•	•	•	•	•	•
Ducting Size (mm)	120	150	150	150	150	150
Output (m³/h)	450	420	550	420	550	420
IEC Extraction Rate (m³/h)		360	480	380	480	360
Noise Level at Max Power dB(A)	65	61	61	61	61	61
DIMENSIONS (CM)						
Width	100	90	90	90	70	70

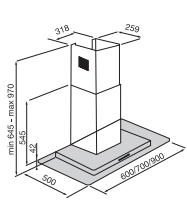
	60cm Hood	
		
Model Number	HS6T	HE6T
Page Number	150	150
Hood Type	Chimney IX	Chimney IX/BK/WH
Colour S/X/IX = Stainless Steel, BK/K = Black, P/WH = White, B = Brown		
FEATURES		
On/Off Switch	•	•
Push Button Controls	•	•
Slider Control		
Light Switch	•	•
Halogen Lights (20W)		
Lights (40W)	2	2
Metal Filters	•	•
Charcoal Filter(s) Supplied		
Charcoal Filter Part No.	57772	57772
Ducting or Recirculating Option	•	•
Ducting Size (mm)	150	150
Output (m³/h)	400	400
IEC Extraction Rate (m³/h)	360	360
Noise Level at Max Power dB(A)	61	61
DIMENSIONS (CM)		
Width	60	60



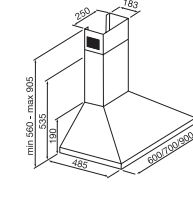
BHC100



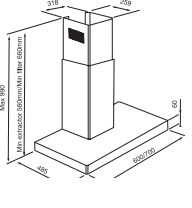
HTC9T & HTC6T



HD9T, HD7T & HD6T



HE9T, HE7T & HE6T



HS6T

Our appliance leaving the factory isn't the end of the story. For us, it's just the beginning of a whole new chapter. Our ideas. Your home.

Quality at the heart of all we do.

At every stage of the creation of one of our appliances, everyone's job is to always achieve the highest possible quality standards. From the initial design stage, at production and lifestyle testing stages right through to when you give us feedback on your new appliance, quality is always key. It's the quality that guarantees the success of our products and it's this that has shaped our history and a success that we strive to build on every year.



Did you know?

- Hotpoint was one of the first white goods manufacturers to gain the Internationally Recognised ISO 9001: 2008 Quality Control System certification.
- We have invested £15 M in quality initiatives over the past 5 years.
- Since 2008, our designers have spent 12,000 hours in quality training courses in Research and Development.
- Our appliances are tested to simulate up to 10 years of use. For example a typical oven test would include:
 - 15,000 door opening and closing operations
 - 20,000 auto programmes
 - 18,000 control knob turns
 - 10,000 touch control operations

Hotpoint Accessories

Introducing the Hotpoint range of care products to protect, prolong and enhance your appliance.

Calblock

An ingenious magnetic device which softens water and prevents the formation of limescale which can cause premature appliance failure.

- Reduces energy consumption
- Saves on detergent
- No need for chemical water softeners

Code C00091631



Fridge Cleaner

For use on internal and external surfaces of your refrigerator.

- Removes odours
- Hygienically cleans
- No need to rinse
- Anti-bacterial

Code C00091009



Fridge Odour Absorber

Place inside the refrigerator to absorb odours from strong smelling foods.

- Contains active carbons
- Saturation indicator
- Lasts approximately 3 months

Code C00091059



Microfibre Cloth

Hygienically cleans all surfaces without added detergents.

- Use dry for dusting
- Removes fingerprints from steel and mirrored surfaces
- Recommended for people allergic to detergents

Code C00091055



Ceramic Hob Cleaner

For use on ceramic and glass hobs.

- Removes grease and burnt on food
- Hygienically cleans
- No scrubbing required

Code C00091015



Hob & Grid Renovator

Cream cleaner for all hob components such as burners, grids and hotplates.

- Removes grease and burnt on food
- Hygienically cleans
- Renovates

Code C00091031



Oven Cleaner

For use on ovens, shelves, grills and pans.

- Dissolves grease
- For use on a cold oven
- No scrubbing required
- Not for use on stay clean liners

Code C00091012



Limescale & Detergent Remover

Removes limescale and detergent build up and hygienically cleans all the internal parts of washing machines and dishwashers.

- Prevents breakdown
- Prolongs the life of the appliance
- Reduces energy consumption
- Easy to use
- Pack contains 1 year's supply

Code C00091077



For more information or to order please call:

08448 22 52 25 (if calling within the UK)
or 0818 31 34 13 (if calling within the Republic of Ireland)

Alternatively visit:
www.hotpointservice.co.uk

We're here if you ever need us... 364 days a year!

Call us 364 days a year

Hotpoint service is second to none. We are open when you need us and our operators are on hand to answer your call every day, except Christmas day, including weekends and bank holidays on 08448 22 42 24 (if calling within the Republic of Ireland please call 0818 31 34 13). Alternatively book online at www.hotpointservice.co.uk

Local engineers nationwide

We are the largest white goods service team in the United Kingdom & Republic of Ireland with fully trained Hotpoint specialists to ensure you receive fast, reliable and local service.

Appointments to suit you

We do everything possible to fit in with your busy lifestyle. You can choose between morning or afternoon appointments, with the option of the engineer's first or last visit of the day. Saturday appointments are also available in some areas. We will send you a text message with a 2 hour time slot on the morning of your appointment.

Professional workmanship – by the experts

Our engineers are professionally trained at the Hotpoint School of Excellence and receive continuous training to ensure they are up-to-date with the latest products. We only fit genuine Hotpoint replacement parts and guarantee our work for a full 90 days.

Guaranteed parts for 5 years

Your Hotpoint appliance is covered for a full 12 months by our own parts and labour warranty. In addition, when you register your appliance we also provide free parts for the first 5 years when fitted by our highly qualified engineers. Please call 08448 24 24 24 for more information (if calling within the Republic of Ireland please call 012 30 02 33).

Your peace of mind with total protection

We offer a selection of repair protection plans that will enable you to fully cover any number of Hotpoint appliances – after your warranty expires – including new for old product replacement in the event they cannot be repaired. Please call 08448 22 62 26 for more information (if calling within the Republic of Ireland please call 012 30 02 33).



**Free parts
guarantee**

Working in Partnership

One of our main aims is to lead the development of new technologies and create energy saving solutions, this enables us to provide you with high performance appliances which use fewer precious resources.

Part of this development process is working closely with other leading brands...

Ariel



We work closely with Ariel to bring you the best energy saving products and cleaning solutions for your home. It was this partnership that enabled us to jointly develop our unique energy saving Eco Cycles using the cleaning power of Ariel together with our advancement in washing technology, whilst ensuring great cleaning even at low temperatures. Hotpoint recommends using Ariel Excel Gel with Actilift™ with our Eco Cycles for the best results.

Finish



Together with Finish we strive to promote the many benefits of using a dishwasher. These include significant potential savings in time, water and energy, as well as superior cleaning results compared to washing up by hand. To ensure the best performance from your Hotpoint dishwasher you need the best detergent, and Finish is recommended to give perfect results every time.

We're here to help you, call us on

08448 22 42 24

or visit our website www.hotpointservice.co.uk
(if calling from within the Republic of Ireland please call 0818 31 34 13)

In accordance with its policy of progressive product design and environmental protection, Indesit Company reserves the right to alter specifications and use quality recycled components. To confirm that the specification and/or functions required are still current on the selected model, please call our product information team on 08000 92 19 22 (if calling within the Republic of Ireland please call 0818 36 50 08) prior to purchase. Every attempt has been made to ensure an accurate colour representation.





Our ideas. Your home.

08000 92 19 22 from the UK
0818 36 50 08 from the Republic of Ireland

www.hotpoint.co.uk
www.hotpoint.ie (Republic of Ireland)

Indesit Company, Morley Way,
Peterborough, PE2 9JB, UK

Brochure No. 50M/10.12/A/P966
Published November 2012
Supersedes brochure nos. 90M/08.10/A/P895 and 70M/07.11/A/P894



hotpoint.co.uk