

iQ500, Induction hob, 80 cm,
Black,
ED851HWB1E



HZ32WA00	Wireless food thermometer
HZ390090	Wok Set consisting of 3 Items
HZ9E5100	Espresso maker 4 cups
HZ9FE280	Iron pan Ø 18 / 28 cm
HZ9SE030	Set of 2 pots and 1 pan
HZ9SE040	4 pieces Set
HZ9SE060	6 pieces Set

The modern combi induction hob - for more possibilities to cook and endless opportunities connected by Home Connect.

- ✓ combiZone – Connect two induction zones together for large cookware.
- ✓ touchSlider: control the power level with a touch of your finger.
- ✓ Home Connect: integrate your hob into your intelligent kitchen.
- ✓ Intelligent hood automatic – Hob and hood interaction for extra convenience.
- ✓ Favourite Button – Allows you to personalize your cooktop according to your preferences.

Product name/family: Cooking zone ceramic
Built-in / Free-standing: Built-in
Source of energy: Electric
Number of cooking zones: 5
Min. required niche size for installation (HxWxD):51 x 750-750 x 490-500 mm
Width of the appliance: 802 mm
Dimensions: 51 x 802 x 522 mm
Dimensions of the packed product (HxWxD): ... 130 x 950 x 600 mm
Weight: 13.3 kg
Gross weight: 17.0 kg
Residual heat indicator: Separate
Location of control panel: Front
Basic surface material: Ceramic
Color of surface: Black
Length electrical supply cord: 110.0 cm
EAN code:4242003935194
Nominal power:220-240 V
Frequency:50; 60 Hz



iQ500, Induction hob, 80 cm, Black, ED851HWB1E

- 80 cm: space for 5 pots or pans.

Flexibility of cooking zones

- combiZone
- : use bigger cookware by connecting two classic cooking zones into one large zone.
- Cooking zone front left: 180 mm, 2 KW (max. power 3.1 KW)
- Cooking zone rear left: 145 mm, 1.6 KW (max. power 2.2 KW)
- Cooking zone middle: 240 mm, 2.5 KW (max. power 3.7 KW)
- Cooking zone rear right: 190 mm, 210 mm , 2.5 KW (max power 3.7 KW)
- Cooking zone front right: 190 mm, 210 mm, 2.5 KW (max. power 3.7 KW)

Usage convenience

- Multitouch+: directly control the power with the imprinted touch bar.
- yes: directly access favourite functions with a configurable button (available with connected Home Connect account).
- 17 power levels: precisely adapt the heat with 17 power levels (9 main levels and 8 intermediate levels).
- Switch-off timer: switches off the cooking zone at the end of the time set (e.g. for boiled eggs).
- alternative: an alarm sounds at the end of the time set (e.g. for pasta).
- Sound volume adaptable to personal preference and needs.

Time saving & efficiency

- Power boost setting
- : boil water faster thanks to 50% more energy than at the highest standard level.
- quickStart function: when switching on, the hob automatically selects the cooking zone with cookware (when placed on a zone whilst the hob is off).
- reStart function: in case of unintentional switch-off, this feature restores all previous settings by switching on the hob again within 4 seconds.

Connectivity

- Home Connect - enables Remote Monitoring no matter where you are, with the easy-to-use Home Connect App: check if the hob is switched off even when not at home, and find recipes or additional functions in the Home Connect app.
- cookConnect - hood control (with Wi-Fi enabled hood): automatically activates the hood when cooking, thanks to the WiFi connection of hob and suitable hood.
- yes, after software update: hood automatically adapts fan speed thanks to hob continuously providing cooking data (with matching hood and connected Home Connect account).
- via MyButton: open up the smart universe from your cooktop (partner service required). via MyButton: open up the smart universe from your cooktop (partner service required).
- Updateable appliance (available with connected Home Connect account): keep appliance always up to date with latest status of software. Updateable appliance (available with connected Home

Connect account): keep appliance always up to date with latest status of software.

Design

- 3 sided bevelled frameless finish

Safety

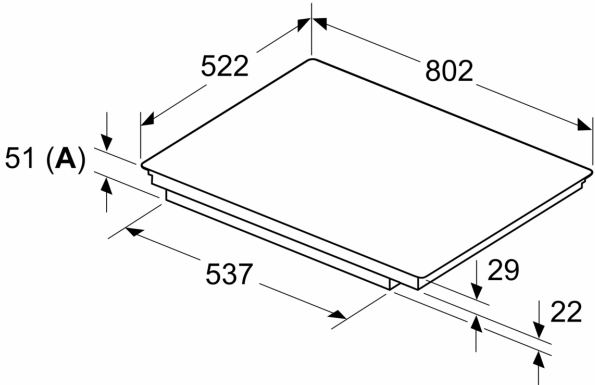
- 2 stage residual heat indicators: indicates which cooking zones are still hot or warm.
- Control panel lock: prevent unintended activation of the hob.
- Pause function: pause the heating process, e.g to answer the door.
- Main on/off switch: switch off all cooking zones at the touch of a button.
- Automatic safety switch off: for safety reasons, heating stops after a preset time if not used.

Installation

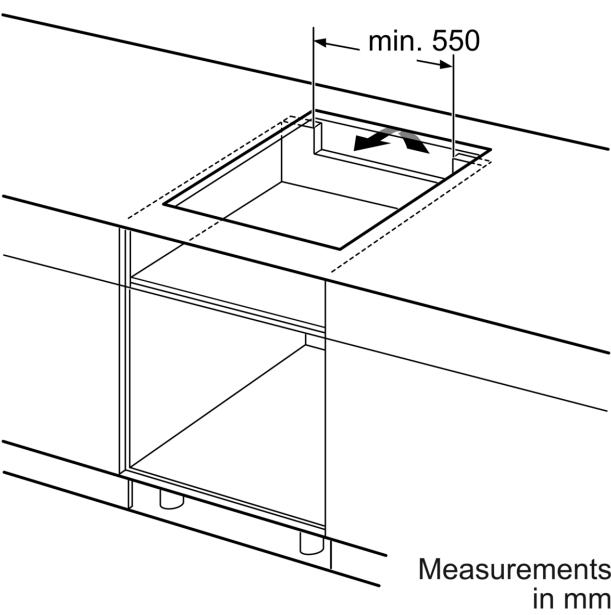
- Dimensions of the product (HxWxD mm): 51 x 802 x 522
- Required niche size for installation (HxWxD mm) : 51 x 750 x (490 - 500)
- Min. worktop thickness: 16 mm
- Connected load: 7.4 KW
- Connection current management (20, 16, 13, 10 Amps options): limit the maximum power if needed (depends on fuse protection of electric installation).

iQ500, Induction hob, 80 cm,
Black,
ED851HWB1E

Measurements in mm

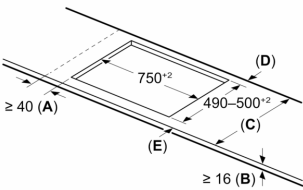


A: Recessed depth



Measurements
in mm

Measurements in mm



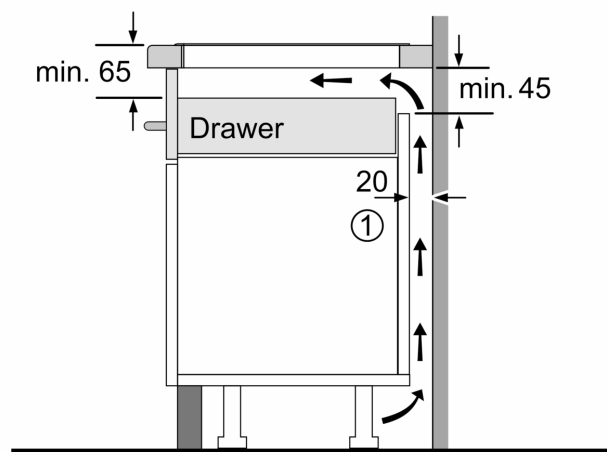
C	D	E
585-600	50	≥ 35
> 600	≥ 50	≥ 50

A: Min. distance from the hob cut-out to the wall

B: The clearance between the surface of the worktop and the top of the front of the oven must be 30 mm

See space requirements for the oven

The worktop into which the hob is installed must withstand loads of approx. 60 kg; suitable substructures must be used if required



① Ventilation gap must be present.

Measurements in mm

