


**BURCO**  
COMMERCIAL

**Lec**  
COMMERCIAL

# Product Guide



Brands you can trust | Equipment that delivers





**GlenDimplex**  
PROFESSIONAL APPLIANCES

## A name you can trust

Glen Dimplex Professional Appliances (GDPA) is one of the leading manufacturers in the UK for commercial catering equipment. Established in 2007 as part of the global Glen Dimplex Group, GDPA is home to two of the most recognisable names in catering equipment and refrigeration, Burco and Lec. We are proud to be one of the few manufacturers still building many of our products in the UK, at our factory in Prescot, Merseyside, and our National Distribution Centre in Stoke-on-Trent boasts 500,000 sq ft of warehouse space to enable us to serve our customers throughout the UK, and all over the world.

### Our promise to you

We believe in the quality of our products, that's why we give all our products up to a 3 years warranty offering complete satisfaction of the durability of our products. This is teamed with our award-winning customer care service and the support of a specialised team of nationwide service engineers, so that in the unlikely event of a problem, you are assured of a swift and knowledgeable response from our after-sales team.

We strive to be as environmentally friendly as possible and our manufacturing site meets ISO14001 standards.





**BURCO**  
COMMERCIAL

Our Burco catering equipment range continues to go from strength to strength and we have added new products for 2012. Whether you are looking for our trademark water boilers, 6 burner range cookers, or heavy duty toasters for front of house, Burco's equipment is robust, durable and designed to meet your needs.

**Lec**  
COMMERCIAL

New for 2012, we have launched our Platinum commercial refrigeration range, a fantastic new line up of catering fridges and freezers. We also have an extensive range of stylish bottle coolers, display refrigeration and wine coolers to suit the needs of most commercial outlets.

### Extend your warranty for added peace of mind\*

Glen Dimplex Professional Appliances has now launched a comprehensive extended warranty package enabling you to protect your product beyond our free of charge parts and labour warranty.

**Call us today to find out more!**

**0844 815 3742**

This package includes new for old replacement and offers reassurance in the current uncertain economic climate.

\* UK only

**EXTENDED  
WARRANTY**



# Contents

Cooking.....	04
Countertop.....	14
Hot Display.....	20
Beverages.....	22
Display Refrigeration.....	32
Catering Refrigeration.....	38
Other Products.....	44
Product Specifications.....	44







# Cooking

## EQUIPMENT

Functionality and reliability are key when considering cooking equipment – essential for food output in a busy kitchen. Burco has designed and developed a range, much of it manufactured in the UK, to meet the needs of busy catering kitchens, including ranges with gas hobs and a choice of gas or fanned electric ovens, in 4 and 6 burner options, as well as a Salamander grill and accessories suitable for use with these appliances.

Designed to be simple to use and robust, providing excellent cooking, using as little energy as possible, they're ideal for restaurants, hotels, schools and pubs.



**WARRANTY**  
3 Years Parts\* 1 Year Labour



\* Conditions apply, see website for details



# Range Cooking

Titan is rapidly becoming one of the leading names in catering equipment, the range provides the ultimate in cooking power and energy efficiency.

Available in 4 burner, 6 burner and dual fuel options, Burco Titan ranges offer powerful 6.1kW hob burners to ensure fast cooking for any busy kitchen. So powerful it will bring a 20 litre stock pot to boil over a minute faster than the closest leading competitor.

## Key features

- 9.0kW oven power in the 6 burner range gives rapid heat up times and after 10 hours continuous use has been shown to use **15% less gas** than its closest competitor, saving you both time and money
- Titan 6 burner range and dual fuel offers 2/1 Gastronorm compatibility and the Titan 4 burner can fit 1/1 Gastronorm trays and pans
- Gas models have a flame failure device for extra safety



MADE IN UK

Removable hob for easy cleaning



## Ideal for:

- ✓ Outside Caterers
- ✓ Schools
- ✓ Restaurants
- ✓ Cafés
- ✓ Pubs



## Titan 6 Burner

Model	SKU Code	Dimensions hwxwd (mm)	Weight (kg)	Colour
RG90NG	444449438	940x900x805	117	SS
RG90LPG	444449439	940x900x805	117	SS
SPLASHBACK	444441812	530x895x360	8.3	SS



## COOKING

# Titan Range & Accessories

### Also Available...

Our Titan range continues to grow with more products designed to save you time and money.



**BURCO**  
COMMERCIAL

For more information about  
our cooking range:  
please call 0844 815 3742  
or visit [www.burco.co.uk](http://www.burco.co.uk)

## Save time cleaning with Titan

Titan range cookers not only save you time with their powerful cooking performance, but they are also simple to maintain and clean and can be stripped down easily.

The hob is easy to remove for cleaning elements quickly.



## Titan Dual Fuel 6 Burner

Offering better cooking results together with faster cooking times. You can simply switch between gas and electric at the turn of a dial



- Powerful hob, 6x 6.1kW burners offer great cooking performance
- Switch between 9kW gas or 5kW electric oven with the simple twist of a dial
- Heavy duty lockable castors fitted as standard on all Titan ranges



NAT  
GAS

LPG

### Titan 6 Burner

Model	SKU Code	Dimensions hxd (mm)	Weight (kg)	Colour
RG90DF/NG	444449438	940x900x805	110	SS
RG90DF/LPG	444449439	940x900x805	110	SS
SPLASHBACK	444441812	530x895x360	8.3	SS



# Titan 4 Burner

We have developed a smaller, more compact 4 Burner range for establishments where space is tight, or with lighter footfall, which offers the same cooking power as its 6 burner big brother, just in a smaller footprint.

- Powerful hob, 4x 6.1kW burners offer great cooking performance
- 1/1 Gastronorm capacity 6kW oven
- Heavy duty lockable castors fitted as standard on all Titan ranges



Titan 4 Burner				
Model	SKU Code	Dimensions hxwx d (mm)	Weight (kg)	Colour
RG60NG	444440349	940x600x805	80	SS

# Accessories

## Combined Splashback and Plate Shelf

Maximise space and minimise cleaning with our **NEW** integrated Titan splashback and plate shelf.

- Optional extra available from all good wholesalers and distributors
- Suitable for 6 burner Titan gas and dual fuel models
- Easy to fit, sturdy and robust
- Shelf suitable to accommodate Titan Salamander Grill (see page 11)



Titan Splashback & Plate Shelf				
Model	SKU Code	Dimensions hxwx d (mm)	Weight (kg)	Colour
SPLASHBACK	444441812	530x895x360	8.3	SS





**NEW** COOKCENTRE



# Cookcentre

Introducing our latest cooking innovation. We have developed our domestic Belling platform into our new Cookcentre as the ideal cooking suite for those needing to serve up large breakfasts!

The Burco Cookcentre offers the visual appearance and format of a domestic unit, but in an easy-to-clean stainless steel finish complete with our standard Burco warranty.

Imagine the time you could save cooking the great British breakfast by frying eggs and mushrooms and heating tomatoes on the high-powered hob, grilling sausages and bacon on the eye level grill, and cooking hash browns in the oven while the serving plates are warming in a separate compartment.

The Burco Cookcentre is available as an all-electric unit or a gas hob (dual fuel option).



For more information about our cooking range:  
please call 0844 815 3742  
or visit [www.burco.co.uk](http://www.burco.co.uk)

**Ideal for serving up large breakfasts, lunches and dinners**



## Electric Hob

Our all-electric version is ideal for establishments where a gas supply might not be available and offers a solid, easy clean single piece ceramic hob top.

Two independent variable heat, eye level double electric grills

Fully integrated splashback for easy cleaning

5 ceramic hot plates

Plate warming cavity

Large fan oven, 2.0kW, 2 shelves, internal light

Tall fan oven, 2.5kW, 3 shelves, internal light



### Electric Hob

Model	SKU Code	Dimensions hxdwd (mm)	Weight (kg)	Colour
COOKCENTRE90E	444441808	1520x896x600	125	SS

**WARRANTY**  
**3 Years Parts\* 1 Year Labour**

\* Conditions apply, see website for details



# Gas Hob

Our Cookcentre is also available as a dual fuel version with a gas hob and electric oven

- 4x burners plus 3.5kW central wok burner
- 45amp power rating



## Gas Hob (Dual Fuel)

Model	SKU Code	Dimensions hxxd (mm)	Weight (kg)	Colour
COOKCENTRE90DF	444441809	1520x896x600	125	SS





## GRILLING



# Synergy Grill

The Burco Synergy grill is the world's first atomising char-grill, offering improved quality food, higher efficiency and enhanced safety.

### How it works:

- No fat tray means a reduced risk of fire as no combustible hot grease or oil sits in the unit
- The high temperature generated from the gas burner heats the ceramics, focuses heat towards the grill and vaporises fat into a fine mist, which is blasted back to the underside of the food, keeping it moist and flavoursome
- Because no combustible fat reaches the grill base, flames are almost eliminated, removing that charcoal taste and reducing the risk of a fat fire to almost zero

Check out our demo video at [www.burco.co.uk/synergyvideo](http://www.burco.co.uk/synergyvideo)



For more information about our cooking range:  
please call 0844 815 3742  
or visit [www.burco.co.uk](http://www.burco.co.uk)

## The World's First Atomising Char-grill

- ✓ Cooks food faster
- ✓ Switch off between use – re-heats rapidly
- ✓ No fat tray to empty, safer and less waste

**Flexible grilling area** atomising technology ensures no cross-flavouring contamination, so you can cook different meats, fish and chicken simultaneously



**Easy tilt rack** enables food to be cooked at different temperatures

**Safety cut-off** for the gas to the burner in the event of supply failure

**Internal ceramic plate** retains heat for up to an hour meaning you can switch off between uses as it takes little time to get back to temperature, saving valuable energy

**Stainless steel sides** remain cool to touch due to the grill's air flow system for added safety in a busy commercial kitchen



### Synergy Grill

Model	SKU Code	Dimensions h x w x d (mm)	Weight (kg)	Colour
SYNG01	4444449877	360x450x600	43	SS

**One touch operation** – the unit starts heating up at the flick of a switch





We also offer a range of gas and electric grill units suitable for the busiest catering kitchens through to smaller cafés and pubs.



## Titan Gas Salamander Grill

- 5.4kW of grilling power and the large cavity is 1/1 Gastronorm compatible – perfect for melting, grilling and toasting
- Complete with an aluminum branding plate as standard and a removable fat tray to make cleaning easy



We also offer a wall bracket for use with the Salamander Grill



### Gas Salamander and Wall Bracket

Model	SKU Code	Dimensions hxwxh (mm)	Weight (kg)	Colour
SLMN90NG	444449459	400x785x350	40	SS
WALL BRACKET	444441811	200x800x400	6.2	SS

## Adjustable Salamander Grill

- High quality lifting mechanism
- Smooth easy-lift top cooking element
- Slide out fat collection tray



### Adjustable Salamander Grill

Model	SKU Code	Dimensions hxwxh (mm)	Weight (kg)	Colour
CTAS01	444448737	530x470x525	39.2	SS

## Electric Salamander Grill

- Easy-clean cooking cavity
- Even heat distribution for great cooking results
- Removable splashguard above element for easy cleaning
- Slide-out fat collection tray
- Complete with wall brackets



### Electric Salamander Grill

Model	SKU Code	Dimensions hxwxh (mm)	Weight (kg)	Colour
CTGL01	444448736	294x610x430	16.4	SS



## OVENS

**WARRANTY**  
3 Years Parts\* 1 Year Labour

# Large Convection Oven

Our Burco Convection Oven offers great flexibility. It bakes, roasts, holds, grills and is truly versatile for cooking a number of different foods including joints of meat, bakery products, vegetables, pizzas and much more.

- **Stainless steel construction** offers durability and is built to withstand the demands of a catering environment
- **Large capacity** – up to 4x 1/1 Gastronorm compatibility means you can cook a large quantity of food simultaneously
- **Easy to wipe clean**
- **Toughened twin pane glass door**, built to withstand use in a busy commercial kitchen
- **UK 3-pin plug** so you can just plug in and get cooking

**BURCO**  
COMMERCIAL

For more information about our cooking range:  
please call 0844 815 3742  
or visit [www.burco.co.uk](http://www.burco.co.uk)



**Efficient convection air circulation system** means even cooking results **every** time

**Internal oven light** allows you to easily monitor the cooking progress without having to open the door

**Cook and hold facility** means you can programme the oven to cook food and then hold at the desired temperature until it's ready to serve, for complete ease and efficiency

We also offer a stand for the large convection oven



## Large Convection Oven

Model	SKU Code	Dimensions hwxwd (mm)	Weight (kg)	Colour
CTCO01	444440542	580x800x600	71	SS
CTCO01STD	444441579	700x800x600	16.5	SS

**3kW heating element** – high powered unit that can still simply be plugged in

**50-300°C temperature range** for variable temperature flexibility



## Other ovens in our range

### Countertop Convection Oven

Ideal for all bakery products, pizzas, pies and roasts, the fan assisted oven heats quickly and offers great heat distribution, which guarantees rapid cooking times and outstanding results.

- 59 litre, 2/3 Gastronorm compatible oven
- 2 shelves and 4 shelf positions
- 0-120 minute timer gives you control
- Drop down door with removable glass for cleaning
- Internal oven light fitted as standard
- Robust stainless steel finish
- 0-250°C temperature range
- UK 3-pin plug



#### Countertop Convection Oven

Model	SKU Code	Dimensions h x w x d (mm)	Weight (kg)	Colour
CTC002	444441151	375x615x615	24	SS

### Commercial Baby Belling

Revamped specially for the commercial kitchen, the Baby Belling is the ultimate space saving solution for your kitchen, ideal for baking, heating and grilling.

- Combined oven and hob unit with 6 temperature settings for control
- 70-245°C oven temperature range with 6 settings
- Reinforced steel door to cope with a busy commercial environment
- Fixed grill offering an additional mode of cooking
- Easy to clean enamelled steel body and removable oven roof for cleaning access
- UK 3-pin plug



We also offer a stand for our Baby Belling



#### Commercial Baby Belling

Model	SKU Code	Dimensions h x w x d (mm)	Weight (kg)	Colour
BBEL01SS	444440915	409x482x430	23	SS
BBEZ420STAND	444440337	532x482x419	5	SS

### Commercial 1000W Microwave

Ideal for small restaurants, cafés, fast food outlets and pubs, the Burco microwave is a vital piece of equipment, allowing you to perform everyday functions such as reheating frozen or chilled foods.

- Staged cooking mode
- 10 programmable memory pads
- Easy touch controls that are simple to use
- Large 25 litre capacity compatible with non metallic 1/2 Gastronorm sized containers
- Countercheck function
- Sealed in oven base for easy cleaning
- Stainless steel construction
- UK 3-pin plug
- Programmable timer



#### Commercial 1000W Microwave

Model	SKU Code	Dimensions h x w x d (mm)	Weight (kg)	Colour
CTMW01	444441097	312x520x435	18	SS





**BURCO**  
COMMERCIAL



# Countertop Cooking

## RANGE

Ideal for catering establishments that may be tight on space, the Burco Countertop range combines space saving and high levels of performance with style and value for money and is perfect for all small restaurants, fast food outlets, pubs, cafés and guesthouses.

Combining a range of hobs, griddles and fryers, as well as a wide range of toasters for catering use, either front or back of house, the Burco Countertop range is perfect for your needs.





# Countertop Induction Hob



Two cooking zones which can be set to different temperatures for added flexibility

Hard-wearing **Schott glass surface** built to withstand the impact of large pans and any spills can be easily wiped away in seconds

**0-99 minute timer** for foods that need to be cooked slowly or kept simmering at low heat – ideal for soups and sauces

**UK 3-pin plug** – just plug in and get cooking

**Non-slip feet** for extra safety on the kitchen counter

**Touch controls** that are not only simple to operate but also easy to clean, maintaining high levels of hygiene



**WARRANTY**  
3 Years Parts\* 1 Year Labour

## Countertop Induction Hob

Model	SKU Code	Dimensions hwxwd (mm)	Weight (kg)	Colour
CTIN01	444440541	275x400x600	12	SS

## Save Money with Induction Technology

When it comes to running a commercial kitchen, keeping costs low and efficiency high is key. That's where the Burco Induction Hob really comes into its own. Offering not only instant heat for faster cooking times, its low energy consumption also means you can save money on your bills and there's even a built-in timer for convenience. Ideal for boiling, melting and simmering, the Burco induction hob can make a real difference in your kitchen.

## How does it save you money?

Induction cooking offers 90% energy efficiency compared to 50% on gas hob rings and 55% for electric, as very little energy is wasted into the surrounding air. This not only reduces cooking times but also means the air in the kitchen is kept much cooler, so you won't need your air conditioning as much either.

## Induction Technology

- Generates heat through electromagnetic technology
- Heats the pan, not the hob
- No heat wasted, unlike gas and electric hobs
- Quicker, more efficient cooking
- Works with flat based induction pans



*Induction - only heats the pan, not the ice cube*

Induction





## COUNTERTOP

# Plug and go range

All the main component pieces have a standard modular 600mm depth so you can fit the exact range and mix to suits your needs. Suiteing together seamlessly, all work off a fitted UK 3-pin plug.

Stainless steel construction makes them easy to clean, helping to maintain high standards of hygiene. Designed with safety in mind, all units have non-slip feet and, where applicable, strong handles and robust doors, built to withstand the busiest catering environment.



**BURCO**  
COMMERCIAL

For more information about our countertop range:

please call 0844 815 3742  
or visit [www.burco.co.uk](http://www.burco.co.uk)

Our countertop range suites together so you can purchase a configuration that suits you



## Boiling Top

- Two sealed hotplates can be used simultaneously to increase food output
- 1.5kW power for each hotplate and three power settings for flexibility when cooking
- Front-positioned variable controls are easy to use, neon indicators show when the ring is switched on and heating up
- One-piece pressed hob collects spillages which can be wiped away in seconds



### Countertop Boiling Top

Model	SKU Code	Dimensions hwxwd (mm)	Weight (kg)	Colour
CTBT01	444449314	275x300x600	10	SS

## Fryer

- 6 litre tank capacity can cook up to 11kg of chilled, or 8kg of frozen chips
- Safety switch cuts power to the element when the basket is raised out of the tank
- Temperature range of 30°C to 190°C
- Front-positioned drainage tap
- Safety mechanism prevents accidental draining



Wire basket,  
drain pipe and  
element lifting  
tool included



### Countertop Fryer

Model	SKU Code	Dimensions hwxwd (mm)	Weight (kg)	Colour
CTFR01	444449315	275x300x600	12.2	SS



## Griddle

- Single piece machined steel plated griddle with 3kW power and even heat surface
- Griddle surface temperature can be changed by simple front control knob
- Specialist design allows fat to drain so helps to keep it away from the food
- Large removable fat collection drawer for safe and easy cleaning
- Even temperature surface – for consistent results



### Countertop Griddle

Model	SKU Code	Dimensions h x w x d (mm)	Weight (kg)	Colour
CTGD01	444449316	300x600x600	42.2	SS

## Dry Heat Bain Marie

- 500W dry heat element for convenience, no emptying required
- 1/3 Gastronorm bain marie is perfect for holding sauces, gravy and pre-cooked food at the perfect serving temperature
- Gastronorm pans and lids provided as standard
- Front positioned variable heat control making the unit simple to use



### Countertop Dry Heat Bain Marie

Model	SKU Code	Dimensions h x w x d (mm)	Weight (kg)	Colour
CTBM01	444449317	275x400x600	14.4	SS



## Multifunction Cooker

- Can cook various food types easily, such as rice, or steam fish and vegetables, warm sauces or keep over 10 litres of soup warm
- Automatically switches to “keep warm” mode once it’s finished cooking
- Removable non-stick inner bowl
- **Complete with steamer insert, measuring cup and two spatulas**



### Multifunction Cooker

Model	SKU Code	Dimensions h x w x d (mm)	Weight (kg)	Colour
CTRC01	444448549	335x370x440	10.6	SS



## COUNTERTOP TOASTERS

# Conveyor Toaster

Our truly versatile Conveyor Toaster is perfect for front or back of house use, providing a high hourly output, and is suitable for a wide variety of bread products and baked goods.

- **Up to 400 slices** per hour output
- **Energy efficient economy mode** reduces the power by 50% for those quieter periods
- **Easy-fit tamper-resistant cover**, ideal for when used front of house, the caterer can select the perfect toasting setting and cover up again
- **Element selection dial** so you can choose between single and double sided toasting
- **Variable shade selection/speed control** enable the user to select the perfect shade of toast by simply adjusting the dial



Concealed element selection dial



Tamper-resistant cover


**BURCO**  
COMMERCIAL

For more information about our countertop range:  
please call 0844 815 3742  
or visit [www.burco.co.uk](http://www.burco.co.uk)



Perfect for:

- ✓ Bagels
- ✓ Slices
- ✓ Muffins
- ✓ Crumpets



**Internal cooling fan**  
prevents external surfaces from overheating



**Removable crumb tray**  
makes cleaning quick and easy



**Front or rear chute**  
eject option making the unit suitable for both front and back of house

UP TO  
400  
SLICES  
PER  
HOUR

### Conveyor Toaster

Model	SKU Code	Dimensions hwxwd (mm)	Weight (kg)	Colour
TCCNV01	444448554	420x365x575	17.2	SS



Burco's 4 and 6 slot heavy duty toasters offer the ideal solution when large volumes of toast are needed. Now available in a range of colour options, the toasters feature a variable slot selector, which allows you to operate either 2 slots in the 4 slot toaster, or 3 in the 6. This offers added versatility and uses less power in those quieter periods, saving money on your energy bills. Also, the adjustable timer control enables you to select the perfect shade of toast to suit your customers' needs.

## 4 Slot Toaster

- 2.4kW element
- 2 or 4 slot selection mode to save energy during quieter periods
- Variable timer control to select preferred shade of toast
- High lift lever raises cooked toast clear of slots
- Available with coloured ends for front of house use



### 4 Slot Toaster

Model	SKU Code	Dimensions hxd (mm)	Weight (kg)	Colour
TSSL14 CHR	444441581	220x380x270	5	CHROME
TSSL14 BLK	444440980	220x380x270	5	BLACK
TSSL14 RED	444440606	220x380x270	5	RED
TSSL14 CRM	444440607	220x380x270	5	CREAM

## 6 Slot Toaster

- 3kW element
- 3 or 6 slot selection mode to save energy during quieter periods
- Variable timer control to select preferred shade of toast
- High lift lever raises cooked toast clear of slots
- Available with coloured ends for front of house use



### 6 Slot Toaster

Model	SKU Code	Dimensions hxd (mm)	Weight (kg)	Colour
TSSL16 CHR	444441582	220x480x270	6	CHROME
TSSL16 BLK	444440981	220x480x270	6	BLACK
TSSL16 RED	444440608	220x480x270	6	RED
TSSL16 CRM	444440609	220x480x270	6	CREAM

**All our toasters come with extra wide slots**

for thicker slices of bread, crumpets or muffins



## Other Options

Our toasters are also available with different coloured ends for front of house use



Red



Cream



Black





# Hot Display/Servery

## RANGE

The new range of Burco hot display cabinets offer an effective solution for all your impulse hot food display requirements. With illuminated interiors and glass to front and rear, these versatile heated cabinets are perfect for pies, pastries, breakfast goods and pizzas.

There are two sizes to choose from – our larger 60 capacity unit for higher volume storage, as well as a more portable 20 capacity unit for outlets requiring a smaller and more efficient product. The 20 capacity model is conveniently built to hold a 12" pizza for greater versatility.



### 20 Capacity Pie Cabinet

Model	SKU Code	Dimensions h x w x d (mm)	Weight (kg)	Colour
PC20	4444441030	420x405x410	16.2	SS

Our Pie Cabinets can be personalised with your own brands. Please contact us for details.





**Water reservoir** – keep filled to minimise the possibility of the pastry inside becoming too dry, also easy to remove and clean



**Strong stainless steel construction**, sturdy, hygienic and easy to clean

**Sliding, easy-clean doors with large stay-cool knob**, simply plug into the mains and you're ready to go



**Removable element cover** allows you to take out and clean quickly and easily when the unit has cooled

**Large capacity interior** – we guarantee this unit will hold 60 standard pies (based on pies 108mm diameter)

#### 60 Capacity Pie Cabinet

Model	SKU Code	Dimensions h x w x d (mm)	Weight (kg)	Colour
PC60	444441031	420x740x410	24.6	SS



Both sizes come complete with a fitted plug, so you simply have to plug in and select the temperature you require, the units heat up quickly and are then ready to use. Our Burco cabinets are equipped with a number of user-friendly features meaning you save time on cleaning and upkeep and more time serving your customers.

#### Features include:

- **Variable temperature setting** – adjust the dial to your required internal temperature (30°C to 85°C range)
- **Internal light** – illuminated interior allows good visibility without needing to open doors
- **Removable crumb trays** specially designed to catch any crumbs or debris falling through the base to prevent them falling on the element. Simply pull out, wipe clean then slide back in
- **Indicator lights** – two neon lights indicate when the unit is switched on and heating up
- **Easy to remove toughened safety glass** maintains heat in the cabinet but is strong enough to be removed regularly for cleaning
- **Non-slip feet** – safety feature to ensure the unit doesn't move easily when sited on a counter



Removable crumb tray – easy to empty and clean



Variable temperature setting – for maximum flexibility





# Beverages

## RANGE

From our trusty manual fill water boiler to our sophisticated Bean to Cup coffee maker, Burco knows what it takes to make hot drinks.

Whatever your requirements, we have a product to suit your needs offering all the features and performance you would only expect from the leading water boiler brand.





# Manual Fill Water Boilers

Ideal for clubs, community and leisure centres, small offices, construction sites, outside caterers and small cafés, Burco's manual fill boilers allow you to offer your customers piping hot beverages with the convenience of manoeuvrability, offering either a continuous flow during busy periods or occasional use at quieter times, thanks to the dual function safety tap. It requires just a 13amp connection.

We also have a range of gas boilers to suit the needs of outdoor caterers – a familiar sight at fetes and festivals across the UK.



Our Manual Fill boiler range is all manufactured in the UK

## Our unique patented tap

Hand operated...



Leave to fill...



Flush lid handle with fingertip guard for extra safety against hot surfaces and steam

Robust, **easy clean** stainless steel construction ensures minimum maintenance

**CE marked** for added reassurance and peace of mind

The heating element is fitted with a **thermal cut-out** which protects the boiler from damage if it is allowed to boil dry or is switched on without water

**13amp power supply** – plug in and get pouring



### 30L Manual Fill Plug and Go

Model	SKU Code	Dimensions hwxwd (mm)	Weight (kg)	Colour
MFCT30ST	444448530	480x390x440	4.4	SS



Unique **patented locking tap** design so you can switch from constant flow to one that you control



## BEVERAGES

# Manual Fill Water Boilers



**BURCO**  
COMMERCIAL

For more information about  
our beverages range:  
please call 0844 815 3742  
or visit [www.burco.co.uk](http://www.burco.co.uk)

## Other plug and go electric boilers in our range:

### 10L & 20L Plug and Go Boilers

- Unique patented locking tap design so you can switch from constant flow to one that you control
- Flush lid handle with fingertip guard for extra safety against hot surfaces and steam
- Robust, easy clean stainless steel construction ensures minimum maintenance
- Heating element fitted with a thermal cut-out which protects the boiler from damage if it is allowed to boil dry or is switched on without water
- CE marked and EMC tested for reassurance and peace of mind
- 13amp power supply – plug in and get boiling



#### 10L Manual Fill Plug and Go

Model	SKU Code	Dimensions hxwx (mm)	Weight (kg)	Colour
MFCT10ST	444448528	380x300x335	3	SS



#### 20L Manual Fill Plug and Go

Model	SKU Code	Dimensions hxwx (mm)	Weight (kg)	Colour
MFCT20ST	444448529	380x390x430	4	SS



## Gas boilers

Connect our gas boilers to a gas cylinder for boiling water at all outdoor events



## 20L Gas Standard & Deluxe Water Boilers

All Burco gas water boilers have a double skin and air gap, insulating the water inside and reducing heat loss. **Therefore, the units use less gas to heat, saving you money.**

- Ideal for outside catering
- Large 20 litre capacity
- Self-locking tap for ease of use
- Safety flame supervision device
- Piezo ignition system



### 20L Manual Fill Gas Standard

Model	SKU Code	Dimensions hxxxd (mm)	Weight (kg)	Colour
MFGS20SD	444448538	545x405x415	6.6	SS



### 20L Manual Fill Gas Deluxe

Model	SKU Code	Dimensions hxxxd (mm)	Weight (kg)	Colour
MFGS20DX	444448539	555x405x415	7	SS





## BEVERAGES

# Front of House Boilers & Kettles



The Burco front of house range of boilers and kettles are ideal for environments where only a small amount of water boiling is required, making them perfect for offices, meeting rooms, small cafés and restaurants, and hotels.

**BURCO**  
COMMERCIAL

For more information about  
our beverages range:  
please call 0844 815 3742  
or visit [www.burco.co.uk](http://www.burco.co.uk)



**Safety twist lock lid** with integral handles protects customers and caterers from escaping steam

### Ideal for front of house use

– double skinned for insulation, the sides don't overheat, meaning no accidental burns

**Fully EMC tested and CE marked**

**Dual function, non-drip tap** means you can choose from either continuous flow without holding the tap or a controlled flow where the water stops as soon as your hand is released from the tap. To change the tap position you simply turn it 180°


**Neon indicator lights** show when the element is on and when the unit is up to temperature

**Boil-dry safety cut-out** with manual re-set to protect the unit from damage if accidentally operated when empty



### 8L Manual Fill Water Boiler

Model	SKU Code	Dimensions h x w x d (mm)	Weight (kg)	Colour
MFC8T	444448535	530x240x250	3.2	SS



Fully variable **thermostatic control** allows for more efficient water boiling





## 2.5L Manual Fill Boiler

- Stylish stainless steel body with insulated sides makes it ideal for front of house use
- Fully variable thermostatic control allows for more efficient water boiling
- Safety twist lock lid with integral handles protects customers and caterers from escaping steam
- Boil-dry safety cut-out with manual re-set to protect the unit from damage



### 2.5L Manual Fill Water Boiler

Model	SKU Code	Dimensions hwxwd (mm)	Weight (kg)	Colour
MFC2T	444448536	325x240x250	2	SS

## 2L Kettle

- Robust stainless steel construction and stylish traditional British kettle design
- Non-slip feet and detachable power lead for greater safety
- Illuminated on/off switch so you can easily see when the unit is switched on and getting up to temperature
- Can boil approximately 2 litres of water at a time, perfect for smaller venues where a small amount of water is required



### 2L Kettle

Model	SKU Code	Dimensions hwxwd (mm)	Weight (kg)	Colour
KTL02	444448552	225x270x190	1	SS

## 4L Kettle

- The unit has a keep warm element meaning re-boiling takes moments, saving time and energy
- Concealed element in the base of the unit makes cleaning and descaling quick and easy
- Robust stainless steel construction and stylish traditional British kettle design
- Non-slip feet and detachable power lead for greater safety
- Illuminated on/off switch for ease of use
- Secondary handle for ease of pouring



### 4L Kettle

Model	SKU Code	Dimensions hwxwd (mm)	Weight (kg)	Colour
KTL04	444448553	305x310x230	1.8	SS



## BEVERAGES

# Autofill Water Boilers

Burco autofill boilers are ideal for catering establishments requiring a constant large volume of hot water where it's possible to connect to a water supply. Available in 10L and 20L models, these countertop boilers are perfect for hotels, restaurants, kitchens, coffee shops, canteens and busy offices.

The stylish two-tone stainless steel design not only looks good front of house but is also built to withstand a busy catering environment and is easy to install, wipe clean and maintain.

All our boilers have a safety cut-out to prevent overboil, ensuring safety at all times. Our units are also fully EMC tested and CE marked for added reassurance and peace of mind.



**BURCO**  
COMMERCIAL

For more information about our beverages range:  
please call 0844 815 3742  
or visit [www.burco.co.uk](http://www.burco.co.uk)

All autofill boilers are fully insulated to retain maximum water heat



**Flat element** maximises output and minimises limescale

**Neon indicator lights** show when the unit is on and when the water is heating up to temperature

Unique **patented locking tap** design so you switch from constant flow to one that you control – **exclusive to Burco**

**Drip tray** can be easily emptied or plumbed into mains drain



### 10L Autofill Water Boiler

Model	SKU Code	Dimensions h x w x d (mm)	Weight (kg)	Colour
AFCT10/3	444448531	495x290x565	12.8	SS



### 20L Autofill Water Boiler

Model	SKU Code	Dimensions h x w x d (mm)	Weight (kg)	Colour
AFCT20/3	444448533	610x290x530	15.4	SS



## Our unique patented tap

Hand operated...




Leave to fill...



## Wall Mounted Autofill Water Boilers

Alternatively, for areas with limited counter space, we also provide a solution with a range of wall mounted boilers in 3, 7.5 and 15L models. Our autofill boilers allow you to make hot beverages quickly, efficiently and economically around the clock.

- Safety cut-out switch cuts power to the unit in an over-boiling situation
- Unique patented locking tap design so you can switch from constant flow to one that you can control
- Neon indicator lights show when the unit is on and when the water is heating up to temperature



### 3L Wall Mounted Autofill Water Boiler

Model	SKU Code	Dimensions hxwxh (mm)	Weight (kg)	Colour
AFWM3/3	444448534	388x335x335	10.8	SS



### 7.5L Wall Mounted Autofill Water Boiler

Model	SKU Code	Dimensions hxwxh (mm)	Weight (kg)	Colour
AFWM7.5/3	444448546	466x335x335	11.1	SS



### 15L Wall Mounted Autofill Water Boiler

Model	SKU Code	Dimensions hxwxh (mm)	Weight (kg)	Colour
AFWM15/3	444448548	550x340x355	14	SS



## BEVERAGES

# Bean to Cup

If you operate a busy office, restaurant, café, pub, service station or hotel and want the perfect cup of coffee at the touch of a button then the Burco Bean to Cup is the product for you.

- **Two bean hoppers** – easy to remove and refill, offering the user the option to blend two different bean types
- **Additional de-cafeinated chute** for de-caf preparation
- **Burco Bean to Cup boasts 18 settings** so you can enjoy international specialities such as espresso, cappuccino, latte, macchiato and ristretto
- **The precision grinder** guarantees consistently fine and therefore rich, aromatic ground coffee and ideally suited micro-fine sieve
- **Automatic cleaning system** is HACCP-certified for high hygiene standards. No need for daily manual cleaning of individual components

### Milk Coolers

The Burco Bean to Cup also offers the option of an integrated milk cooler that fits under the machine, or a combined milk cooler/cup warmer module which sits alongside.



Model	SKU Code	Dimensions hxwx (mm)	Weight (kg)	Colour
CFFMLK01 (VERTICAL)	444440168	465x280x405	21	SS
CFFMLK02 (HORIZONTAL)	444440167	465x219x485	19.5	SS

**BURCO**  
COMMERCIAL

For more information about  
our beverages range:  
please call 0844 815 3742  
or visit [www.burco.co.uk](http://www.burco.co.uk)

18  
COFFEE  
TYPES  
AVAILABLE



**Chip key system**  
provides access to the  
machine and can  
distinguish between  
staff and manager level

**Easy-to-navigate** menu  
functions allow you to  
easily adjust coffee  
quantities, drinks  
volumes, brewing time  
and water temperature

**Logical interface** makes  
it ideal for self service  
environments

**Metal brew unit** with  
horizontally mounted  
piston ensures  
maintenance free  
operation for up to  
30,000 coffee products  
a year

HACCP Approved



### Bean to Cup

Model	SKU Code	Dimensions hxwx (mm)	Weight (kg)	Colour
CFFB2C	44444C166	590x560x500	48	SS

The Burco Bean to Cup  
machine is offered with  
training, installation and  
maintenance support options  
**Please ask for details**





## Also Available...

Burco is committed to helping you always make the best tasting cup of coffee for your customers. We know all there is to know about brewing and protecting the flavour of the coffee and our range of coffee makers has been developed to do this. These products are suitable for front of house use.



### Autofill Coffee Maker

Great for hospitality, it can brew up to 2 litres of coffee in less than 6 minutes.

- 2.3 litre glass insulated airpot to maximise heat retention
- Brew-through lid makes filling quick and easy
- Can be used as either manual fill or autofill for ultimate flexibility



#### Autofill Coffee Maker

Model	SKU Code	Dimensions hwxwd (mm)	Weight (kg)	Colour
CFFAFST	444448557	565x205x380	6	SS

### Manual Fill Coffee Maker

Boasting a stylish design, making it ideal for front of house use.

- No plumbing required, making the unit fully portable
- Brews 1.7 litres of coffee in less than 6 minutes so customers won't be waiting
- 2 individually switched hotplates keep the coffee hot and ready for use



Comes  
complete with  
two coffee jugs



#### Manual Fill Coffee Maker

Model	SKU Code	Dimensions hwxwd (mm)	Weight (kg)	Colour
CFFMFST	444448558	435x205x370	5.8	SS

### Percolator

Glass insulated to maximise heat retention, ideal for high output service.

- Capable of brewing 16 litres (that's 100 cups!) in just 65 minutes to ensure fast service
- Holds coffee at serving temperature for hours, coffee basket and sight glass divided in number of cups for ease of filling
- Fold away metal pump lever for easy storage
- Can also be used for keeping beverages cool



#### Percolator

Model	SKU Code	Dimensions hwxwd (mm)	Weight (kg)	Colour
CFFPRCST	444448561	600x330x350	5.1	SS

### Airpot

Large 2.3 litre capacity (13 cups), ideal for high output service environments.

- Brew-through lid makes filling quick and easy
- Glass insulated to maximise heat retention – can also be used to keep contents cool
- Fold away metal pump lever for easy storage
- Detachable lid for easy cleaning
- 360° swivel base for left/right handed use



#### Airpot

Model	SKU Code	Dimensions hwxwd (mm)	Weight (kg)	Colour
CFFAPOT	444448562	410x160x215	1.7	SS





# Display Refrigeration

## RANGE

Lec Commercial offers a stylish and extensive range of display refrigeration. Great visibility and access are vital and our units showcase the products inside, whether they are food or beverages, in the best possible way.

Our bottle cooler and display fridges are lockable, so you can protect your stock out of hours, and have toughened glass built in to withstand the demands of a commercial environment.







The ideal solution for your back bar, we believe Lec Commercial bottle coolers really are the best on the market. Designed with style and efficiency in mind, they will guarantee your drinks products will be chilled and showcased to your customers in the most effective way.



## Energy Efficient Bottle Coolers



■ ■ AVAILABLE FINISHES

### 110L Energy Efficient Single Door Bottle Cooler

Model	SKU Code	Dimensions h x w x d (mm)	Weight (kg)	Colour
BC6097ST	444448730	900x600x500	48	SS
BC6097K	444449632	900x600x500	48	BLACK



■ ■ AVAILABLE FINISHES

### 225L Energy Efficient Double Door Bottle Cooler

Model	SKU Code	Dimensions h x w x d (mm)	Weight (kg)	Colour
BC9097ST	444448732	900x900x500	62	SS
BC9097K	444449633	900x900x500	62	BLACK

## EfficienC Range Explained



The UK Government funded ECA scheme enables UK businesses to claim 100% first year capital allowances on investments in energy saving technology and products.

Whilst usage varies from premises to premises you could save £50 in running costs for each ECA double door bottle cooler you run, compared with a standard non-ECA version.

### Key features:

- Ultra efficient low energy consumption saves you money through reduced energy usage
- Over **35% more energy efficient** than standard coolers of a similar size
- ECA approved – claim 100% first year capital allowances to improve cash flow
- Available in black or brushed stainless steel finish

Example	Lec EfficienC	Standard Bottle Cooler
To purchase 3x double door bottle coolers	Initial cost £1,950	Initial cost £1,500
ECA tax savings in year 1	Pay £546 less tax	Pay £84 less tax
Running costs per cooler	£73.36 per year	£123.46 per year
Total running cost	£220.08	£370.38
Actual cash flow year 1	£1,950 outlay	£1,500 outlay
Less tax saving	£546	£84
Plus running cost (3 coolers)	£220.08	£370.38
Total outlay year 1	<b>£1,624.08</b>	£1,768.38

**Save money in YEAR 1 with EfficienC bottle coolers**



## DISPLAY REFRIGERATION



**OUR DOUBLE  
DOOR COOLERS  
STORE 24  
MORE BOTTLES  
THAN LEADING  
COMPETITORS**

## Hinged & Sliding Door Bottle Coolers

Whilst we believe our EfficienC range offers the best value for money, the range of expert bottle coolers from Lec Commercial also offers excellent value for money and great storage capacity.

Our bottle coolers are also highly energy efficient and can use up to 40% LESS energy than comparable competitor models. That could be **as much as £26 per year for each single door bottle cooler you run.**



For more information about  
our display refrigeration range:  
please call 0844 815 3742 or visit  
[www.lec-commercial.co.uk](http://www.lec-commercial.co.uk)

## Hinged Double Door Bottle Coolers

**USES  
R600a  
REFRIGERANT**



**SLIDING &  
HINGED DOOR  
AVAILABLE**

AVAILABLE FINISHES  

### Hinged Double Door Bottle Coolers

Model	SKU Code	Dimensions hwxwd (mm)	Weight (kg)	Colour
<b>HINGED</b>				
BC9007K	444448460	900x900x500	59	BLACK
BC9007G	444448459	900x900x500	59	SILVER

**Forced air cooling**  
pulls temperature  
down quickly after  
door opening

**Automatic defrost** so you  
don't have to waste valuable  
time emptying and  
defrosting your bottle cooler

**Lockable to protect** your  
stock after hours

**Internal illumination** so  
contents are always visible

**Removable door seal**  
for easy cleaning and is  
easily replaced

**Self-closing doors** mean you  
won't leave the doors open,  
wasting energy

**Easy to adjust chrome  
shelving** for added  
flexibility so you can  
display different sized  
bottles and cans

**Double glazed safety glass**  
doors to withstand the  
demands of a busy back bar

**Electronic controls which  
are simple to use** and  
allow you to set your own  
desired temperature

**Clear plastic cover** over  
the external temperature  
display and internal  
on/off light switch  
protects against knocks  
and scrapes

**External temperature  
display** means there's no  
need to keep opening the  
door to check the temperature  
— factory preset so no  
set-up required



Our products are designed for use in bars, clubs, restaurants or anywhere that requires maximum display. Easy to match with your current décor, our stylish single and double door coolers are available in a choice of silver or black finishes. We also offer a black three door option for maximum storage. We use energy efficient and environmentally friendly R600a refrigerant which uses 45% less energy than a system using R134a to obtain the same cooling capacity.

## Single Door Bottle Coolers

- Available in black or silver finish
- 900mm height will fit under most countertops
- Internal illumination



AVAILABLE FINISHES  

### Single Door Bottle Coolers

Model	SKU Code	Dimensions hwxwd (mm)	Weight (kg)	Colour
<b>HINGED</b>				
BC6007K	444448458	900x600x500	38	BLACK
BC6007G	444448457	900x600x500	38	SILVER

## Triple Door Bottle Cooler

- Available in black finish
- 900mm height will fit under most countertops
- Internal illumination



AVAILABLE FINISHES 

### Triple Door Bottle Cooler

Model	SKU Code	Dimensions hwxwd (mm)	Weight (kg)	Colour
<b>HINGED</b>				
BC12007K	444440159	900x1200x500	92	BLACK

## Sliding Double Door Bottle Coolers



AVAILABLE FINISHES  

### Sliding Double Door Bottle Coolers

Model	SKU Code	Dimensions hwxwd (mm)	Weight (kg)	Colour
<b>SLIDING</b>				
BC9027K	444448462	900x900x500	59	BLACK
BC9027G	444448461	900x900x500	59	SILVER

## Storage Capacities



106 x 330ml bottles  
154 x 330ml cans



180 x 330ml bottles  
242 x 330ml cans



272 x 330ml bottles  
376 x 330ml cans



## DISPLAY REFRIGERATION

# Under-counter Wine Coolers

Wine coolers serving wine at the ideal temperature are essential in any quality bar or restaurant and Lec Commercial wine coolers offer the perfect wine storage solution.

Wine connoisseurs believe the perfect temperature for serving white wine is around 10°C and between 15°C and 18°C for red, and Lec Commercial wine coolers have an easy to control internal temperature range of 5-18°C for controlled storage and flexibility for all wine types.

Our 600mm wine cooler offers a dual zone temperature option for red and white wine storage. The dual zones work by each having a control so you can set the top to a different temperature to the bottom.



For more information about our display refrigeration range: please call 0844 815 3742 or visit [www.lec-commercial.co.uk](http://www.lec-commercial.co.uk)

## 600mm WINE COOLER 600SS



**Reversible door** for left or right hand opening

**Interior light** to display your products and provide you with visibility to read labels on wine without having to open the door

**Adjustable thermostat** so you can set temperature as required

**Digital temperature display** means you can read the temperature inside the unit at all times

**Adjustable feet** for flexibility allowing the unit to sit firmly on an uneven floor or fit under a required countertop



### Wine Coolers

Model	SKU Code	Dimensions h x w x d (mm)	Weight (kg)	Colour
150SS	444440917	870x148x525	19	SS
300SS	444440918	870x295x568	29	SS
600SS	444440919	870x595x568	47	SS

**USES  
R600a  
REFRIGERANT**

## Also Available...



**150mm**  
150SS

**300mm**  
300SS



# Display Refrigeration

Lec Commercial's display refrigeration range has been designed to help you showcase your stock to customers in the most effective way. Robust enough for repeated customer use, without compromising on style, with a sleek black exterior finish and toughened glass door, these units look great in any retail environment and enable customers to see exactly what's on offer.

**Thermometer** so you can see the internal temperature at all times

**Adjustable shelving** with heavy duty support clips making the units flexible for you to store food and drink products of varying sizes and weights

**Adjustable thermostat** enables you to choose what temperature your stock will be chilled to

**Fully adjustable feet** mean the unit can be moved to fit under specific countertops or if they are sited on uneven flooring

**Display Refrigerators**

Model	SKU Code	Dimensions h x w x d (mm)	Weight (kg)	Colour
DR149	444449456	840x595x655	40.5	BLACK/WHITE
DR418	444449457	1900x595x655	87	BLACK/WHITE
DR957	444449458	2010x990x825	170	BLACK/WHITE

All our display units come with the following features:

- Tempered glass, double glazed door for the ultimate in robustness and durability
- Wide 0-10°C temperature range
- Internal light to maximise product visibility
- Lockable for added security and stock control
- Plus light up banner – advertising space (DR957 only)

**DR149**

**DR418**





# Catering Refrigeration

## RANGE

Lec Commercial is one of the UK's leading suppliers of quality refrigeration and freezing solutions for busy caterers. Providing the best possible storage environment for your food is vital and we work closely with catering professionals to ensure our products meet their needs.

Lec Commercial catering products are robust, hygienic, easy to clean and energy efficient, all at an affordable price. We also have a range of large capacity chest freezers, perfect for bulk frozen storage.

**WARRANTY**  
**2 Years** Parts **2 Years** Labour





new

## PLATINUM RANGE

Our new Platinum catering range was launched to celebrate 70 years of Lec refrigeration products and is ideal for any kitchen or space requiring temperature controlled food storage.

### The range at a glance:

- **Works in the warmest of kitchens** – up to 38°C
- **Locks fitted** as standard to ensure only authorised personnel can gain access to the unit's contents
- **Large internal capacity** across the whole range makes the units suitable for establishments requiring a large volume of storage as well as compact or under-counter alternatives
- **Great storage flexibility** across the range and shelf heights can be changed easily
- **Energy efficient R600a refrigerant** used across most models offers reduced running costs compared to other competitor models using different refrigerant types
- **Door open alarms to alert user** if the door has been left open accidentally, minimising unnecessary energy consumption
- 600L range is 2/1 Gastronorm compatible
- **Auto defrost function** on all fridges make the units easy to maintain
- Available in white or stylish stainless steel finish



Glass door option makes the Lec Platinum range ideal for front of house, or behind a bar for wine, bottle or food storage, or where the fridge's contents need to be visible



## OPERATES IN KITCHENS UP TO 38°C

The easy-to-use **electronic controller** allows the user to set the internal temperature required as well as displaying it, so there's no need to open the door to check

**Internal LED light** on all fridges automatically comes on when door is opened for illumination inside the unit

**Temperature alarm** will alert user if the internal temperature deviates from set parameters

**Self-closing door** helps maintain optimum internal temperature, is energy efficient and convenient for when your hands are full

**Fan assisted cooling** for rapid recovery after door opens and even chilled air distributor

**Storage flexibility** – shelves can be moved and re-arranged to maximise storage capacity

**Reversible doors** are easily switched from left to right hand opening

**Fitted castors come as standard\***, ideal for manoeuvrability when required for cleaning, the front castors lock when the unit is in position

\*on 400/600L range






## CATERING REFRIGERATION

# Platinum Range

## 200L & 400L Models



All Platinum refrigerators are available in white or stainless steel with glass or solid door options, and the freezers are available as solid door, white or stainless steel.



For more information about our catering refrigeration range: please call 0844 815 3742 or visit [www.lec-commercial.co.uk](http://www.lec-commercial.co.uk)

OPERATES IN KITCHENS UP TO 38°C

## Under-counter 200L Range

Ideal when space is limited

Designed to fit under worktops and bars either front or back of house in a catering environment. Where space is at a premium, the 200L refrigerators and freezers provide maximum capacity in a small footprint.

- ✓ Fitted lock
- ✓ Reversible doors
- ✓ Auto defrost (fridges)

### 200L Refrigerator

- 2 shelves/7 shelf positions
- Easy "grab" handle
- Fitted rollers for ease of movement



SOLID OR GLASS DOOR | AVAILABLE FINISHES

#### 200L Refrigerators

Model	SKU Code	Dimensions hxxxd (mm)	Weight (kg)	Colour
CRS200W	444441134	838x595x667*	40	W
CRG200W	444441135	838x595x667*	40	W
CRS200ST	444441136	838x595x667*	40	SS
CRG200ST	444441137	838x595x667*	40	SS

\*includes handle depth (40mm)

### 200L Freezer

- 3 fixed shelves
- Easy "grab" handle
- Fitted rollers for ease of movement



AVAILABLE FINISHES

#### 200L Freezers

Model	SKU Code	Dimensions hxxxd (mm)	Weight (kg)	Colour
CFS200W	444441138	838x595x667*	40	W
CFS200ST	444441139	838x595x667*	40	SS

\*includes handle depth (40mm)



OPERATES IN KITCHENS UP TO 38°C

# Freestanding 400L Range

Fantastic storage capacity, small footprint

Thanks to its multiple shelf positions and lockable castors, the unit is easy to move for relocation and cleaning, and offers you the ultimate flexible storage solution for your commercial kitchen.

- ✓ Fitted lock
- ✓ Reversible doors
- ✓ Auto defrost (fridges)

## 400L Refrigerator

- Great flexibility, 5 shelves/16 shelf positions
- Stylish integrated handle
- Fitted castors with locking fronts as standard



SOLID OR GLASS DOOR | AVAILABLE FINISHES

400L Refrigerators				
Model	SKU Code	Dimensions h x w x d (mm)	Weight (kg)	Colour
CRS400W	444441140	1960x603x653	80	W
CRG400W	444441141	1960x603x671*	80	W
CRS400ST	444441142	1960x603x653	80	SS
CRG400ST	444441143	1960x603x671*	80	SS

\*includes handle depth (40mm)

## 400L Freezer

- 6 fixed height shelves
- Stylish integrated handle
- Fitted castors with locking fronts as standard



AVAILABLE FINISHES

400L Freezers				
Model	SKU Code	Dimensions h x w x d (mm)	Weight (kg)	Colour
CFS400W	444441144	1960x603x653	85	W
CFS400ST	444441145	1960x603x653	85	SS

Our 400L models are supplied with an anti-tilt bracket





## CATERING REFRIGERATION

# Platinum Range

## 600L Models



All Platinum refrigerators are available in white or stainless steel with glass or solid door options, and the freezers are available as solid door, white or stainless steel.



For more information about our catering refrigeration range: please call 0844 815 3742 or visit [www.lec-commercial.co.uk](http://www.lec-commercial.co.uk)

OPERATES IN KITCHENS UP TO 38°C

## Gastronorm Compatible 600L Range

Durable, robust and stylish

Boasting 2/1 Gastronorm compatibility, the Platinum 600L range is ideal for high output kitchens where maximum storage is required. Built to withstand the busiest kitchen, these units also have lockable castors as standard to make relocation and cleaning easy.

- ✓ 2/1 Gastronorm compatible
- ✓ Fitted lock
- ✓ Reversible doors
- ✓ Auto defrost (fridges)

### 600L Refrigerator

- Great flexibility, 5 shelves/20 shelf positions
- Stylish integrated handle
- Fitted castors with lock as standard



SOLID OR GLASS DOOR | AVAILABLE FINISHES

#### 600L Refrigerators

Model	SKU Code	Dimensions h x w x d (mm)	Weight (kg)	Colour
CRS600W	444441146	1982x775x743	101	W
CRG600W	444441753	1982x775x760*	101	W
CRS600ST	444441147	1982x775x743	101	SS
CRG600ST	444441754	1982x775x760*	101	SS

\*includes handle depth (40mm)

### 600L Freezer

- 6 fixed height shelves
- Stylish integrated handle
- Fitted castors with lock as standard



AVAILABLE FINISHES

#### 600L Freezers

Model	SKU Code	Dimensions h x w x d (mm)	Weight (kg)	Colour
CFS600W	444441148	1982x775x743	105	W
CFS600ST	444441149	1982x775x743	105	SS

Our 600L models are supplied with an anti-tilt bracket



# Other Large Capacity Refrigeration

## Gastronorm Models

We also sell a range of larger capacity refrigeration that is Gastronorm compatible. These models offer great storage flexibility and efficiency.

### Key Features

- ✓ 2/1 Gastronorm compatible
- ✓ Operates in kitchens up to 40°C
- ✓ Auto defrost on all models for low ongoing maintenance
- ✓ Stainless steel interior
- ✓ 4/8 shelves and 22 variable shelf positions for flexibility
- ✓ Fitted lock
- ✓ Integrated handles

**WARRANTY**  
2 Years Parts 2 Years Labour



### Gastronorm Refrigerators

Model	SKU Code	Dimensions hxwx d (mm)	Weight (kg)	Colour
CLGN700ST	444449448	2010x740x830	134	SS
CLGN1400ST	444449450	2010x1430x830	198	SS



### Gastronorm Freezers

Model	SKU Code	Dimensions hxwx d (mm)	Weight (kg)	Colour
CUGN700ST	444449449	2010x740x830	138	SS
CUGN1400ST	444449451	2010x1430x830	208	SS

## Chest Freezers

Lec chest freezers come complete with a stainless steel lid as standard, which can provide a much needed additional preparation surface where space is at a premium.

Our chest freezers are ideal for positioning in storage areas and offer extra frozen storage capacity.

### Key Features

- ✓ Temperature range -18°C to -34°C
- ✓ Temperature warning light
- ✓ Fitted lock
- ✓ Fast freeze option
- ✓ Fitted castors
- ✓ Baskets included
- ✓ Internal light



**USES R134a REFRIGERANT**



295L Freezer



400L Freezer



490L Freezer

### Chest Freezers

Model	SKU Code	Dimensions hxwx d (mm)	Weight (kg)	Colour
CF295	444449453	845x1014x720	55	SS
CF400	444449454	845x1304x720	67	SS
CF490	444449455	845x1554x720	74	SS



## OTHER PRODUCTS

## Mobile Handwash



- Ideal for Commercial or Medical use
- Allows over 85 handwashes per fill
- Foot operated infrared system guarantees maximum hygiene
- Temperature limited to 42°C for comfort and safety
- Large wheels make transport safe and easy



## Mobile Handwash

Model	SKU Code	Dimensions hxwx (mm)	Weight (kg)	Colour
HW0110L	444448591	890x390x415	8.8	SS

**Lec**  
COMMERCIAL

**BURCO**  
COMMERCIAL

## PRODUCT SPECIFICATIONS

## STANDARD BOTTLE COOLERS

Model No Description	BC6007K Single 150L	BC6007G Single 150L	BC9007K Double 225L	BC9007G Double 225L	BC9027K Double 225L	BC9027G Double 225L	BC12007K Triple 320L
SKU code	444448458	444448457	444448460	444448459	444448462	444448461	444440159
Type	Single door/hinged	Single door/hinged	Double door/hinged	Double door/hinged	Double door/sliding	Double door/sliding	Triple door/hinged
Colour	Black	Silver	Black	Silver	Black	Silver	Black
Product dimensions (mm) (wxdxh)	600x500x900	600x500x900	900x500x900	900x500x900	900x500x900	900x500x900	1200x500x900
Packed dimensions (mm) (wxdxh)	610x575x1000	610x575x1000	910x575x1000	910x575x1000	910x575x1000	910x575x1000	1400x560x970
Product weight (kg)	38	38	59	59	59	59	92
Packed weight (kg)	48	48	69	69	69	69	98
Gross capacity (L)	138	138	225	225	225	225	353
Capacity (330ml bottles)	106	106	180	180	180	180	272
Internal temperature range	2°C to 10°C	2°C to 10°C	2°C to 10°C	2°C to 10°C	2°C to 10°C	2°C to 10°C	2°C to 10°C
Front adjustable feet	Yes	Yes	Yes	Yes	Yes	Yes	Yes
Number of shelves	2	2	4	4	4	4	6
Internal light	Yes	Yes	Yes	Yes	Yes	Yes	Yes
Voltage supply (V)	220/240	220/240	220/240	220/240	220/240	220/240	220/240
UK 3 pin plug	Yes	Yes	Yes	Yes	Yes	Yes	Yes
Refrigerant type	R600a	R600a	R600a	R600a	R600a	R600a	R134a

## EFFICIENT BOTTLE COOLERS

Model No Description	BC6097K Single ECA 150L	BC6097ST Single ECA 150L	BC9097K Double ECA 225L	BC9097ST Double ECA 225L
SKU code	444449632	444448730	444449633	444448732
Type	Single door/hinged	Single door/hinged	Double door/hinged	Double door/hinged
Colour	Black	Stainless steel	Black	Stainless steel
Product dimensions (mm) (wxdxh)	600x500x900	600x500x900	900x500x900	900x500x900
Packed dimensions (mm) (wxdxh)	640x580x950	640x580x950	940x580x950	940x580x950
Product weight (kg)	48	48	62	62
Packed weight (kg)	55	55	69	69
Gross capacity (L)	150	150	225	225
Capacity (330ml bottles)	106	106	180	180
Internal temperature range	2°C to 10°C	2°C to 10°C	2°C to 10°C	2°C to 10°C
Front adjustable feet	Yes	Yes	Yes	Yes
Number of shelves	2	2	4	4
Internal light	Yes	Yes	Yes	Yes
Voltage supply (V)	220/240	220/240	220/240	220/240
UK 3 pin plug	Yes	Yes	Yes	Yes
Refrigerant type	R600a	R600a	R600a	R600a

## DISPLAY REFRIGERATION

Model No Description	DR149 Single Hinged Display 149L	DR418 Single Hinged Display 418L	DR957 Double Hinged Display 957L
SKU code	444449456	444449457	444449458
Door type	Hinged	Hinged	Sliding
Colour	Black	Black	Black
Product dimensions (mm) (wxdxh)	595x655x840	595x655x1900	990x825x2010
Packed dimensions (mm) (wxdxh)	665x705x925	670x760x2015	1025x880x2150
Product weight (kg)	40.5	87	170
Packed weight (kg)	46.5	92	182
Capacity (gross/net) (L)	149/145	418/348	957/803
Fitted lock	Yes	Yes	Yes
Internal temperature range	0°C to 10°C	0°C to 10°C	0°C to 10°C
Front adjustable feet	Yes	Yes	Yes
Number of shelves	2	5	4
Internal light	Yes	Yes	Yes (plus light up banner at top)
Voltage supply (V)	220/240	220/240	220/240
UK 3 pin plug	Yes	Yes	Yes
Refrigerant type	R134a	R134a	R134a

## WINE COOLERS

Model No Description	150SSWC Under-counter 150mm	300SSWC Under-counter 300mm	600SSWC Under-counter 600mm
SKU code	444440917	444440918	444440919
Door type	Hinged/reversible	Hinged/reversible	Hinged/reversible
Colour	Stainless steel	Stainless steel	Stainless steel
Product dimensions (mm) (wxdxh)	148x525x870	295x568x870	595x568x870
Packed dimensions (mm) (wxdxh)	190x570x890	325x630x910	660x630x930
Product weight (kg)	19	29	47
Packed weight (kg)	21	32	52
Gross capacity (L)	22	58	145
Capacity (bottles)	7	18	46
Internal temperature range	5°C to 22°C	5°C to 22°C	5°C to 22°C
Adjustable feet	Yes (front and rear)	Yes (front and rear)	Yes (front and rear)
Auto defrost	Yes	Yes	Yes
Internal light	Yes - LED	Yes - LED	Yes - LED
Voltage supply (V)	220/240	220/240	220/240
UK 3 pin plug	Yes	Yes	Yes
Refrigerant type	R600a	R600a	R600a



Model No Description	CRS200W Under-counter 200L	CRG200W Under-counter 200L	CRS200ST Under-counter 200L	CRG200ST Under-counter 200L	CFS200W Under-counter 200L	CFS200ST Under-counter 200L	CRS400W Freestanding 400L	CRG400W Freestanding 400L	CRS400ST Freestanding 400L
SKU code	444441134	444441135	444441136	444441137	444441138	444441139	444441140	444441141	444441142
Product dimensions (mm) (wxdxh)	595x667*x838	595x667*x838	595x667*x838	595x667*x838	595x667*x838	595x667*x838	603x653x1960	603x671*x1960	603x653x1960
Packed dimensions (mm) (wxdxh)	650x690x870	650x690x870	650x690x870	650x690x870	650x690x870	650x690x870	665x715x1985	665x715x1985	665x715x1985
Product weight (kg)	40	40	40	40	40	40	80	80	80
Packed weight (kg)	45	45	45	45	45	45	96	96	96
Capacity (gross) (L)	200	200	200	200	200	200	400	400	400
Colour	White	White	Stainless steel	Stainless steel	White	Stainless steel	White	White	Stainless steel
Internal temperature range	0 to 10°C	0 to 10°C	0 to 10°C	0 to 10°C	-18°C to -25°C	-18°C to -25°C	0 to 10°C	0 to 10°C	0 to 10°C
Maximum ambient operating temperature	Up to 38°C	Up to 38°C	Up to 38°C	Up to 38°C	Up to 38°C	Up to 38°C	Up to 38°C	Up to 38°C	Up to 38°C
Door type/door style	Solid/hinged reversible	Glass/hinged reversible	Solid/hinged reversible	Glass/hinged reversible	Solid/hinged reversible	Solid/hinged reversible	Solid/hinged reversible	Glass/hinged reversible	Solid/hinged reversible
Rollers/casters	2 adjustable feet/2 rear rollers	2 adjustable feet/2 rear rollers	2 adjustable feet/2 rear rollers	2 adjustable feet/2 rear rollers	2 adjustable feet/2 rear rollers	2 adjustable feet/2 rear rollers	4 fitted castors (2 lockable)	4 fitted castors (2 lockable)	4 fitted castors (2 lockable)
Shelves/shelf positions	2/7	2/7	2/7	2/7	3 (fixed)	3 (fixed)	5/16	5/16	5/16
Internal LED light	Yes	Yes	Yes	Yes	No	No	Yes	Yes	Yes
Voltage supply (V)	220/240	220/240	220/240	220/240	220/240	220/240	220/240	220/240	220/240
UK 3 pin plug	Yes	Yes	Yes	Yes	Yes	Yes	Yes	Yes	Yes
Refrigerant type	R600a	R600a	R600a	R600a	R600a	R600a	R600a	R600a	R600a

\*includes handle depth (40mm)

Model No Description	CRG400ST Freestanding 400L	CFS400W Freestanding 400L	CFS400ST Freestanding 400L	CRS600W Freestanding 600L	CRG600W Freestanding 600L	CRS600ST Freestanding 600L	CRG600ST Freestanding 600L	CFS600W Freestanding 600L	CFS600ST Freestanding 600L
SKU code	444441143	444441144	444441145	444441146	444441753	444441147	444441754	444441148	444441149
Product dimensions (mm) (wxdxh)	603x671*x1960	603x653x1960	603x653x1960	775x743x1982	775x760*x1982	775x743x1982	775x760*x1982	775x743x1982	775x743x1982
Packed dimensions (mm) (wxdxh)	665x715x1985	665x715x1985	665x715x1985	835x782x1995	835x782x1995	835x782x1995	835x782x1995	835x782x1995	835x782x1995
Product weight (kg)	80	85	85	101	101	101	101	105	105
Packed weight (kg)	96	101	101	125	125	125	125	129	129
Capacity (gross) (L)	400	400	400	600	600	600	600	600	600
Colour	Stainless steel	White	Stainless steel	White	White	Stainless steel	Stainless steel	White	Stainless steel
Internal temperature range	0 to 10°C	-18°C to -25°C	-18°C to -25°C	0 to 10°C	0 to 10°C	0 to 10°C	0 to 10°C	-18°C to -25°C	-18°C to -25°C
Maximum ambient operating temperature	Up to 38°C	Up to 38°C	Up to 38°C	Up to 38°C	Up to 38°C	Up to 38°C	Up to 38°C	Up to 38°C	Up to 38°C
Door type/door style	Glass/hinged reversible	Solid/hinged reversible	Solid/hinged reversible	Solid/hinged reversible	Glass/hinged reversible	Solid/hinged reversible	Glass/hinged reversible	Solid/hinged reversible	Solid/hinged reversible
Rollers/casters	4 fitted castors (2 lockable)	4 fitted castors (2 lockable)	4 fitted castors (2 lockable)	4 fitted castors (2 lockable)	4 fitted castors (2 lockable)	4 fitted castors (2 lockable)	4 fitted castors (2 lockable)	4 fitted castors (2 lockable)	4 fitted castors (2 lockable)
Shelves/shelf positions	5/16	6 (fixed)	6 (fixed)	5/20	5/20	5/20	5/20	6 (fixed)	6 (fixed)
Internal LED light	Yes	No	No	Yes	Yes	Yes	Yes	No	No
Voltage supply (V)	220/240	220/240	220/240	220/240	220/240	220/240	220/240	220/240	220/240
UK 3 pin plug	Yes	Yes	Yes	Yes	Yes	Yes	Yes	Yes	Yes
Refrigerant type	R600a	R134a	R134a	R600a	R600a	R600a	R600a	R134a	R134a

\*includes handle depth (40mm)

Model No Description	CF295 Chest Freezer 295L	CF400 Chest Freezer 400L	CF490 Chest Freezer 490L
SKU code	444449453	444449454	444449455
Product dimensions (mm) (wxdxh)	1014x720x845	1304x720x845	1554x720x845
Packed dimensions (mm) (wxdxh)	1070x750x880	1360x850x880	1610x850x880
Product weight (kg)	55	67	74
Packed weight (kg)	58	72	78
Capacity (gross/net) (L)	295/272	400/371	490/455
Colour	White /stainless steel	White /stainless steel	White /stainless steel
Internal temperature range	-18°C to -34°C	-18°C to -34°C	-18°C to -34°C
Maximum ambient operating temperature	Up to 43°C	Up to 43°C	Up to 43°C
Lid type	Hinged	Hinged	Hinged
Rollers/casters	Fitted castors	Fitted castors	Fitted castors
Baskets	2	2	3
Internal light (10w)	Yes	Yes	Yes
Voltage supply (V)	220/240	220/240	220/240
UK 3 pin plug	Yes	Yes	Yes
Refrigerant type	R134a	R134a	R134a

Model No Description	CLGN700ST Gastronorm Fridge 700L	CLGN1400ST Gastronorm Fridge 1400L	CUGN700ST Gastronorm Freezer 700L	CUGN1400ST Gastronorm Freezer 1400L
SKU code	444449448	444449450	444449449	444449451
Product dimensions (mm) (wxdxh)	740x830x2010	1430x830x2010	740x830x2010	1430x830x2010
Packed dimensions (mm) (wxdxh)	785x855x2070	1505x855x2070	785x855x2070	1505x855x2070
Product weight (kg)	134	198	138	208
Packed weight (kg)	143	213	147	226
Capacity (gross/net) (L)	700/597	1400/1325	700/597	1400/1325
Colour	Stainless steel	Stainless steel	Stainless steel	Stainless steel
Internal temperature range	-2°C to +8°C	-2°C to +8°C	-18°C to -25°C	-18°C to -25°C
Maximum ambient operating temperature	40°C	40°C	40°C	40°C
Door type/door style	Solid/hinged reversible	Solid	Solid/hinged reversible	Solid
Rollers/casters	4 fitted castors (2 lockable)	4 fitted castors (2 lockable)	4 fitted castors (2 lockable)	4 fitted castors (2 lockable)
Shelves/shelf positions	4/22	8/22	4/22	8/22
Internal light	Yes	Yes	Yes	Yes
Voltage supply (V)	220/240	220/240	220/240	220/240
UK 3 pin plug	Yes	Yes	Yes	Yes
Refrigerant type	R134a	R134a	R404a	R404a



PRODUCT SPECIFICATIONS

TITAN RANGE

Model No Description	RG90NG 6 Burner Nat Gas	RG90LP 6 Burner LPG	RG60NG 4 Burner Nat Gas	RG90DFNG 6 Burner Dual Fuel Nat Gas	RG90DFLP 6 Burner Dual Fuel LPG
SKU code	444449438	444449439	444440349	444440350	444440414
Product dimensions (mm) (wxdxh)	900x805x940	900x805x940	600x805x940	900x805x940	900x805x940
Packed dimensions (mm) (wxdxh)	940x840x1075	940x840x1075	640x840x1075	940x840x1075	940x840x1075
Product weight (kg)	117	117	80	110	110
Packed weight (kg)	146	146	86	134	134
Gastronorm compatible	Yes (2/1)	Yes (2/1)	Yes (1/1)	Yes (2/1)	Yes (2/1)
Hob burner rating (kW)	6.1 (20,813 Btu/hr)	5.4 (18,425 Btu/hr)	6.1 (20,813 Btu/hr)	6.1 (20,813 Btu/hr)	5.4 (18,425 Btu/hr)
Oven rating (kW)	9.0 (30,708 Btu/hr)	9.0 (30,708 Btu/hr)	6.0 (20,472 Btu/hr)	2x2.5 (17,060Btu/hr)	2x2.5 (17,060Btu/hr)
Total rating (kW)	45.6 (155,586 Btu/hr)	41.4 (141,258 Btu/hr)	30.4 (103,725 Btu/hr)	45.6 (155,586 Btu/hr)	41.4 (141,258 Btu/hr)
Fitted castors	Yes	Yes	Yes	Yes	Yes
Number of shelves/shelf positions	2/4	2/4	2/4	2/4	2/4
Useable shelf size (mm) (wxhd)	651x524	651x524	351x524	651x524	651x524
Oven capacity (L)	180	180	94	178	178
Oven capacity dimensions (mm) (wxdxh)	651x524x500	651x524x500	353x500x534	650x545x500	650x545x500
Oven temperature range	0 - 270°C	0 - 270°C	0 - 270°C	0 - 250°C	0 - 250°C
Inlet connection	¾" BSP (female)	¾" BSP (female)	¾" BSP (female)	¾" BSP (female)	¾" BSP (female)

COOKCENTRE

Model No Description	COOKCENTRE90E All Electric	COOKCENTRE90DF Dual Fuel
SKU code	444441808	444441809
Product dimensions (mm) (wxdxh)	896x600x1520	896x600x1520
Packed dimensions (mm) (wxdxh)	1040x730x1835	1040x730x1835
Product weight (kg)	125	125
Packed weight (kg)	158	158
Hob rating (kW)	2x1.2, 2x1.8, 1x 2.2	1x1, 2x2, 1x3, 1x3.5
Oven rating (kW)	2x2.5, 1x2.0, 1x 0.16	1x2.5, 1x2.0, 1x0.16
Grill rating (kW)	2x1.8	2x1.8
Total rating (kW)	18.86	8.26 Electric/11.5 Gas
Useable grill size (mm) (wxh)	350x260 (x2)	350x260 (x2)
Total oven capacity (L)	188	188
Main oven temperature range	0 - 240°C	0 - 240°C
Fuse size (A)	45	32
Gas inlet type	No	1½" BSP female
Material	Stainless steel	Stainless steel
Adjustable feet	Yes (+30mm)	Yes (+30mm)

GAS SALAMANDER

Model No Description	SYNG01 Synergy Grill
SKU code	444449459
Product dimensions (mm) (wxdxh)	785x350x400
Packed dimensions (mm) (wxdxh)	800x435x475
Product weight (kg)	40
Packed weight (kg)	44
Gastronorm compatible	Yes (1/1)
Burner rating	6.1kW (20,813 Btu/hr)
Ignition	Piezo
Gas pressure	20mb
Inlet connection	1½ BSP (female)
Number of shelves/shelf positions	1/3
Brander size (mm) (wxhd)	360x275
Variable temperature control	Yes
Removable fat collection tray	Yes
Optional wall bracket available as extra	Yes

TOASTERS

Model No Description	TSSL14 CHR 4 Slot Chrome	TSSL14 BLK 4 Slot Black	TSSL14 RED 4 Slot Red	TSSL14 CRM 4 Slot Cream	TSSL16 CHR 6 Slot Chrome	TSSL16 BLK 6 Slot Black	TSSL16 RED 6 Slot Red	TSSL16 CRM 6 Slot Cream	TSCNV01 Conveyor Toaster
SKU code	444441581	444440980	444440606	444440607	444441582	444440981	444440608	444440609	444448554
Product dimensions (mm) (wxdxh)	380x270x220	380x270x220	380x270x220	380x270x220	480x270x220	480x270x220	480x270x220	480x270x220	365x575x420
Packed dimensions (mm) (wxdxh)	465x340x310	465x340x310	465x340x310	465x340x310	565x340x310	565x340x310	565x340x310	565x340x310	450x540x490
Product weight (kg)	5	5	5	5	6	6	6	6	17.2
Packed weight (kg)	6	6	6	6	8	8	8	8	19.4
Slices of toast per hour	Up to 120	Up to 120	Up to 120	Up to 120	Up to 180	Up to 180	Up to 180	Up to 180	Up to 400
Slot thickness (mm)	25	25	25	25	25	25	25	25	Up to 20
Variable timer option	0-5 mins	0-5 mins	0-5 mins	0-5 mins	0-5 mins	0-5 mins	0-5 mins	0-5 mins	45 s to 1m 25 s
Removable crumb tray	Yes	Yes	Yes	Yes	Yes	Yes	Yes	Yes	Yes
Variable slot selector	Yes (2 or 4)	Yes (2 or 4)	Yes (2 or 4)	Yes (2 or 4)	Yes (3 or 6)	Yes (3 or 6)	Yes (3 or 6)	Yes (3 or 6)	-
Non slip feet for safety	Yes	Yes	Yes	Yes	Yes	Yes	Yes	Yes	Yes
Power rating (kW)	2.4	2.4	2.4	2.4	3.0	3.0	3.0	3.0	2.6
Voltage supply (V)	220/240	220/240	220/240	220/240	220/240	220/240	220/240	220/240	220/240
UK 3 pin plug	Yes	Yes	Yes	Yes	Yes	Yes	Yes	Yes	Yes
Fitted Cable length (M)	0.7	0.7	0.7	0.7	0.7	0.7	0.7	0.7	0.7

HOT DISPLAY

Model No Description	PC20 Pie Cabinet - 20	PC60 Pie Cabinet - 60
SKU code	444441030	444441031
Product dimensions (mm) (wxdxh)	405x410x420	740x410x420
Packed dimensions (mm) (wxdxh)	450x530x460	780x530x460
Product weight (kg)	16.2	24.6
Packed weight (kg)	17.9	27
Pie capacity (108mm diam pies)	20	60
Removable crumb tray(s)	Yes (x1)	Yes (x2)
Temperature range	30 - 85°C	30 - 85°C
No of shelves/positions	3/12	3/12
Door type	Hinged	Sliding
Internal light (W)	Yes (15)	Yes (15)
Non slip feet for safety	Yes	Yes
Power rating (kW)	0.4	0.8
UK 3 pin plug	Yes	Yes
Voltage supply (V)	220/240	220/240
Fitted Cable Length (M)	1.7	1.7

WATER BOILERS MANUAL FILL

Model No Description	C2T Boiler 2.5L	C8T Boiler 8L	C10 Boiler 10L	C20 Boiler 20L	C30 Boiler 30L	MFGS20SD Gas Standard	MFGS20DX Gas Deluxe
SKU code	444448536	444448535	444448528	444448529	444448530	444448538	444448539
Capacity (L)	2.5	8	10	20	30	20	20
Product dimensions (mm) (wxdxh)	240x250x325	240x250x530	300x335x380	390x430x380	390x440x480	405x415x545	405x415x555
Packed dimensions (mm) (wxdxh)	275x275x440	270x230x595	345x345x405	450x450x405	450x450x520	605x410x425	605x410x425
Product weight (kg)	2	3.2	3	4	4.4	6.6	7
Packed weight (kg)	2.6	4.2	3.8	5.4	5.8	8.2	8.6
Heat up time (mins)	7	20	25	45	70	50	50
Tap height (mm)	118	118	115	130	130	180	180
Concealed element	Yes	Yes	Yes	Yes	Yes	-	-
Variable thermostat	Yes	Yes	Yes	Yes	Yes	-	-
Carry handles	Yes	Yes	Yes	Yes	Yes	-	-
Boil dry cut-out	Yes	Yes	Yes	Yes	Yes	No	No
Power rating (kW)	2	2	3	3	3	-	-
Voltage supply (V)	220/240	220/240	220/240	220/240	220/240	-	-
UK 3 pin plug	Yes	Yes	Yes	Yes	Yes	Yes	Yes
Fitted cable length (M)	1	1	1.7	1.7	1.7	-	-
Piezo Ignition	-	-	-	-	-	No	Yes
Securable feet	-	-	-	-	-	No	Yes

WATER BOILERS AUTOFILL

Model No Description	AFCT01 10L	AFCT20 20L	AFWM3 3L	AFWM7 7.5L	AFWM15 15L
SKU code	444448531	444448533	444448534	444448546	444448548
Type	Countertop	Countertop	Wall mounted	Wall mounted	Wall mounted
Capacity (L)	10	20	3	7.5	15
Product dimensions (mm) (wxdxh)	290x565x495	290x530x610	335x335x388	335x335x466	340x355x550
Packed dimensions (mm) (wxdxh)	345x530x565	350x510x700	390x400x470	385x400x540	410x400x630
Product weight (kg)	12.8	15.4	10.8	11.1	14
Packed weight (kg)	14.4	17	12	15.8	15.6
Heat up time (mins)	28	48	10	20	35
Output time in 1 hour (L)	40	47	36	36	47
Output temperature	98°C (+/- 0.75°C)	98°C (+/- 0.75°C)	98°C (+/- 0.75°C)	98°C (+/- 0.75°C)	98°C (+/- 0.75°C)
Safety Tap	Yes	Yes	Yes	Yes	Yes
Concealed element	Yes	Yes	Yes	Yes	Yes
Boil dry safety cut-out	Yes	Yes	Yes	Yes	Yes
Non slip feet for safety	Yes	Yes	-	-	-
Power rating (kW)	3	3	3	3	3
Voltage supply (V)	220/240	220/240	220/240	220/240	220/240
Fitted Cable length (M)	1.4	1.4	1.4	1.4	1.4



## COUNTERTOP GRILLING

Model No Description	CTGL01 Electric Salamander Grill	CTAS01 Adjustable Salamander Grill
SKU code	444448736	444448737
Product dimensions (mm) (wxdxh)	610x430x294	470x525x530
Packed dimensions (mm) (wxdxh)	705x395x340	590x580x600
Product weight (kg)	16.4	39.2
Packed weight (kg)	17.8	42.4
Material	Stainless steel	Stainless steel
Power on indicator	Yes	Yes
Number of shelf positions	3	-
Variable temperature control	Yes	Yes
Removable fat tray	Yes	Yes
Ergonomically designed handles	Yes	Yes
Supplied with wall mounting brackets	Yes	No
Power rating (kW)	2.8	2.8
Voltage supply (V)	220/240	220/240
UK 3 pin plug	Yes	Yes
Fitted cable length (M)	0.7	0.7

## OVENS / MICROWAVES

Model No Description	CTMW01 Microwave Oven	BBEL01SS Commercial Baby Belling	CTC002 Countertop Convection Oven	CTC001 Large Convection Oven
SKU code	444441097	444440915	444441151	444440542
Product dimensions (mm) (wxdxh)	520x435x312	482x430x409	615x615x375	800x600x580
Packed dimensions (mm) (wxdxh)	586x486x378	500x450x560	660x710x390	895x750x705
Product weight (kg)	18	23	24	71
Packed weight (kg)	20	24	26	85
Oven capacity (gross) (L)	25	29	59	108
Oven cavity dimensions (mm) (wxdxh)	335x364x212	405x295x240	435x370x297	545x430x395
Oven temperature range	-	70 - 245°C	0 - 250°C	50 - 300°C
Oven output power (W)	1000	1300	2500	3100
Internal light (W)	Yes (20)	No	Yes (25)	Yes (15)
Gastronorm compatible	Yes (1/2)	No	Yes (2/3)	Yes (1/1)
Variable power levels	Yes	Yes	No	Yes
Non slip feet for safety	Yes	Yes	Yes	Yes
Power rating (kW)	1.5	2.5	2.5	3.1
Voltage supply	220/240	220/240	220/240	220/240
UK 3 pin plug	Yes	Yes	Yes	Yes
Fitted cable length (M)	1.0	1.8	1.7	0.7

## SYNERGY GRILL

Model No Description	SYNG01 Synergy Grill
SKU code	444449877
Product dimensions (mm) (wxdxh)	450x600x360
Packed dimensions (mm) (wxdxh)	570x650x520
Product weight (kg)	43
Packed weight (kg)	48
Cooking grid dimensions (wxd) (mm)	440x480
Gas type	Natural gas (convertible to LPG)
Nat gas power rating (kW)	5.7/19,462 BTU
LPG power rating (kW)	7.5/25,608 BTU
Gas pressure (mb)	Nat Gas 20/LPG 37
Inlet connection	1/4" BSP female
Electrical power rating (kW)	<1
Voltage supply (V)	220/240
Adjustable feet	Yes (+0-20mm)
Supplied with fitted UK plug	Yes
Fitted Cable length (M)	1.5

## PLUG AND GO

Model No Description	CTIN01 Induction Hob	CTBT01 Boiling Top	CTFR01 Fryer	CTGD01 Griddle	CTBM01 Dry Heat Bain Marie	CTRC01 Multifunction Cooker
SKU code	444440541	444449314	444449315	444449316	444449317	444448549
Product dimensions (mm) (wxdxh)	400x600x275	300x600x275	300x600x275	600x600x300	400x600x275	370x440x335
Packed dimensions (mm) (wxdxh)	465x680x415	370x690x420	370x685x415	690x690x430	465x680x415	470x470x420
Product weight (kg)	12	10	12.2	42.2	14.4	10.6
Packed weight (kg)	14.5	11.8	14.2	48.2	16.6	13
Variable control	Yes	Yes	Yes	Yes	Yes	Yes
Easy clean stainless steel construction	Yes	Yes	Yes	Yes	Yes	Yes
Power on indicator light	No	Yes	Yes	Yes	Yes	Yes
Non slip feet for safety	Yes	Yes	Yes	Yes	Yes	Yes
Power rating (kW)	3.1	3 (2x1.5)	3	3	0.5	1.95
Voltage supply (V)	220/240	220/240	220/240	220/240	220/240	220/240
UK 3 pin plug	Yes	Yes	Yes	Yes	Yes	Yes
Fitted cable length (M)	0.7	0.7	0.7	0.7	0.7	0.7

## ACCESSORIES

Model No Description	BBEL240STAND Stand Baby Belling	SPLASHBACK Splashback Titan	WALL BRACKET Bracket Salamander	CTC001STD Stand Lrg Convec Oven	HW0110 Mobile Handwash
SKU code	444440337	444441812	444441811	444441579	444448591
Product dimensions (mm) (wxdxh)	482x419x532	895x530x360	800x400x200	800x600x700	390x415x840(Unit) + 175(tap)
Packed dimensions (mm) (wxdxh)	565x460x570	1010x500x90	810x410x210	810x610x710	435x465x890
Product weight (kg)	5	8.3	6.2	16.5	8.8
Packed weight (kg)	5.3	9	7	17	10.8
Colour	Black	Stainless steel	Stainless steel	Stainless steel	Stainless steel
Material	Steel	Stainless steel	Stainless steel	Stainless steel	Stainless steel

## COFFEE

Model No Description	CFFMFST Manual Fill	CFFAFST Autofill	CFFPRCST Percolator	CFFAPOT Lever Airpot
SKU code	444448558	444448557	444448561	444448562
Product dimensions (mm) (wxdxh)	205x370x435	205x380x565	330x350x600	160x215x410
Packed dimensions (mm) (wxdxh)	280x490x500	260x630x630	400x400x630	165x165x440
Product weight (kg)	5.8	6	5.1	1.7
Packed weight (kg)	8.7	11	6.7	2
Capacity (L)	1.7	2.3	1.6	2.3
Brew time (mins)	<6	<6	65	-
Number of hotplates	2	1	-	-
Non slip feet for safety	Yes	Yes	Yes	-
Safety locking lid	No	No	Yes	-
Power rating (kW)	2.2	2.2	1.6	-
Voltage supply (V)	220/240	220/240	220/240	-
UK 3 pin plug	Yes	Yes	Yes	-
Fitted cable length (M)	0.7	0.7	0.7	-

## BEAN TO CUP

Model No Description	CFFMFST Bean to Cup Machine	CFFAFST Milk Cooler Vertical	CFFPRCST Milk Cooler Horizontal
SKU code	444440166	444440168	444440167
Product dimensions (mm) (wxdxh)	560x500x590	280x405x465	219x485x465
Packed dimensions (mm) (wxdxh)	650x770x850	400x600x700	570x580x370
Product weight (kg)	48	21	19.5
Packed weight (kg)	56	25	22.5
Number of coffee settings	18	-	-
Espresso Cups per hour	Up to 150	-	-
Number of Bean Containers	2	-	-
Waste Pipe Fitting Diameter	DN 25mm - NW 1"	-	-
Mains water fitting	R 3/4" (19mm) A - DN10 External Thread	-	-
Power rating (kW)	2.8	0.15	0.15
Voltage Supply (V)	220/240	220/240	220/240
Supplied with fitted UK plug	Yes	Yes	Yes
Fitted Cable length (M)	1.5	1.5	1.5

## KETTLES

Model No Description	KTL02 2L Kettle	KTL04 4L Kettle
SKU code	444448552	444448553
Capacity (L)	2	4
Product dimensions (mm) (wxdxh)	270x190x225	310x230x305
Packed dimensions (mm) (wxdxh)	217x215x232	270x270x320
Product weight (kg)	1	1.8
Packed weight (kg)	1.2	2.2
Heat up time (mins)	5	8
Illuminated on/off switch	Yes	Yes
Concealed element	No	Yes
Safety boil dry cut-out	Yes	Yes
Non slip feet for safety	Yes	Yes
Power rating (kW)	2.4	2.4 (1.3 on "keep warm" function)
Voltage supply (V)	220/240	220/240
UK 3 pin plug	Yes	Yes
Detachable power cord	Yes	Yes
Fitted cable length (M)	0.7	0.7





**BURCO**  
COMMERCIAL

**Lec**  
COMMERCIAL

**Sales Enquiries:**

email: [sales@gdpa.co.uk](mailto:sales@gdpa.co.uk)  
tel: 0844 815 3742  
fax: 0844 815 3748

**Marketing Enquiries:**

email: [marketing@gdpa.co.uk](mailto:marketing@gdpa.co.uk)  
tel: 0844 248 4661

**Spares and After Sales Service:**

email: [info@gdha.com](mailto:info@gdha.com)  
tel: 0844 815 3755  
fax: 0844 815 3748

**For all International  
(Non-UK) Enquiries:**

email: [sales@gdpa.co.uk](mailto:sales@gdpa.co.uk)  
tel: +44 151 493 3281  
fax: +44 151 432 7082

**Address:**

Lec Commercial  
Stoney Lane, Prescot  
Merseyside L35 2XW

For any other information, please visit:

[www.burco.co.uk](http://www.burco.co.uk)  
[www.lec-commercial.co.uk](http://www.lec-commercial.co.uk)

**Glen Dimplex**   
PROFESSIONAL APPLIANCES

Glen Dimplex Professional Appliances is part of the Glen Dimplex Group

Glen Dimplex Professional Appliances operates the policy of continual improvement and development. Therefore we reserve the right to change the specification of any product without prior notice. All dimensions in the publication are approximate. Information correct at time of going to print. Please note that ongoing product improvement may result in minor changes in product technical specification. Where possible this will be communicated prior to supply. Please contact customer services for further information. E&OE.