



Built In Appliances Cooking Refrigeration Laundry & Dishwashers

www.beko.co.uk

Beko plc. Beko House, Caxton Way, Watford, Hertfordshire WD18 8UF
Tel – 0845 6004904 Fax – 0845 6004925

Unit 16, The Hub Logistics Park Bracetown, Clonee Co. Dublin
Tel – 00353 18253700 Fax – 00353 18253705 www.beko.ie

Beko plc continuously seek improvements in specification, design and production of products and thus alterations take place periodically. Whilst every effort is made to produce up-to-date literature, this brochure should not be regarded as an infallible guide to current specification, nor does it constitute an offer for the sale of any particular appliance.

BEKO



The Beko
Home Appliance Collection

BEKO



BEKO - BRINGING LIFE TO YOUR KITCHEN

A focal point of the home, the kitchen is the place where families gather and friends meet; a place to feel comfortable and enjoy each other's company or simply getting those everyday jobs done.

The new Beko home appliance range combines the latest technology with stylish good looks. Our appliances are designed to meet a wide variety of requirements. There are models to suit every kitchen design from traditional to more contemporary styles. Every appliance offers a range of features designed to make life easier - practical solutions for everyday life. It's Beko's way of letting life happen and the reason why Beko is one of the UK's leading supplier of kitchen appliances.

Built-in Appliances

Pages 6 - 47

Cooking

Pages 48 - 65

Refrigeration

Pages 66 - 97

Laundry & Dishwashers

Pages 98 - 129

Specifications

Pages 130 - 159

EASY TO FIND INFORMATION

Beko home appliances are packed with clever features and helpful ideas; complete with outstanding environmentally-friendly performance and cutting edge technological innovations. These features are highlighted in this brochure by special coloured icons and symbols and a useful comparison table.



FEATURES

Features that make it quicker, easier or simpler to get things done



INNOVATION

Indicates that we have incorporated the latest engineering and technology



ENVIRONMENT

Beko's energy efficient and environmentally friendly features

BEKO - COMMITTED TO GIVING YOU MORE

Life is becoming more and more demanding with a greater emphasis on performance. This is especially true of the kitchen, where time and energy are at a premium in busy households. As a product designer and manufacturer, Beko has directed its research and development into meeting the increasingly higher demands of householders in efficiently completing their daily routines.



More Features to Let Life Happen

Easier and more versatile cooking; quieter and more efficient dishwashing; faster and more economic washing and drying; safer and more flexible cooling storage - the new Beko range is packed with innovative features to make life easier. When you buy Beko, you know that you are getting performance and convenience that improves everyday life.



Innovating to Meet Your Requirements

Beko has achieved its market-leading position by keeping abreast of the evolving requirements of home owners and making the latest product innovations affordable. Beko also reviews manufacturing and distribution techniques to ensure that its production is carried out in the most efficient manner. In fact, Beko's production facilities are state-of-the-art, employing the latest technologies and equipment.



Greater Performance for Greener Credentials

The need to **save energy** and resources has never been more important than now. Ever rising domestic costs must be countered by measures to reduce energy consumption in and around the home. Beko has long been a leader in supplying energy efficient kitchen appliances and now offers market leading performances that exceed expectations. Whether it is in the form of highly energy efficient fridge freezers and cookers or low water consumption washing machines and dishwashers, Beko gives you the best in environmentally friendly appliances.



Energy Saving Trust Recommended

Energy Saving Trust Recommended is a product certification and labelling scheme that promotes the best energy saving products to consumers. Only products that have met our strict energy saving criteria can use the Energy Saving Trust Recommended label.

Featuring the label gives consumer the assurance and confidence that they are buying products recommended for their energy efficiency by an independent and trusted third party. The Energy Saving Trust Recommended label helps customers to quickly and simply identify energy saving products that will use less energy, save them money on their fuel bills and help them 'do their bit' for the environment.

New Look and Attractive Design

The new models feature attractively re-designed fascias that not only improve appearance but also greatly enhance ease of access to functions and settings. The new design improves still further the stylish good looks of Beko appliances and reflect the very best of modern design trends. The Beko name has always been synonymous with style and this development is set to add more to that reputation.



Beko Built-in Range

Create a space where elegance and style is perfectly blended with performance

Blending functionality and simplicity with elegance and style, Beko Built-in appliances combine the latest technology with modern aesthetics. The Beko Built-in range allows you to create affordable and contemporary kitchens designed to withstand the demands of a busy family life.

All Beko Built-in appliances are **'A' energy rated or better***; and offer a wide range of practical features suited to your individual needs.

The latest collection features two premium ovens; one with the benefit of the 'Programme clean' technology and another offering 30% saving on 'A' rated energy consumption.

Meticulous attention to detail has ensured that all the electric and gas hobs are manufactured to the highest standards, with the integrated microwave and cooker hoods adding a great finishing touch to the range. With its market leading large capacity and high maximum spin speed, the 7kg washing machine is a worthy addition to the new collection.



Beko 2 Year Warranty

For peace of mind your new Built-in home appliance from Beko is guaranteed against the cost of breakdown repairs for two years from the date of original purchase.**



*Excludes BWD6421 Washer Dryer

**This covers actual and sudden mechanical/electrical failure or breakdown which results in the sudden stoppage of a product's normal functions and which necessitates repair to resume those functions. It does not include out of warranty, incorrect installation, no fault found, wear and tear, misuse, failure to comply with product instruction book or failures due to incorrect installation. Repeat calls due to the wrong diagnosis or commercial use will also be excluded.



Beko Ovens Designed with Convenience Built-in

Beko Built-in ovens use state-of-the-art technology and a range of practical features to give you maximum functionality and flexibility in minimal space. Whatever model you choose, Beko Built-in ovens look good whilst providing a range of cooking solutions to meet your requirements.



Efficient Energy Rating Across the Range

All Beko Built-in ovens* use **20% less energy** than standard 'A' rated models, offering the best performance with minimum energy consumption.

The new oven OIM25503 features **the lowest energy consumption in the world in its class - 30% better than A+.**



Saves 20% more than A class



Saves 30% more than A class



'Programme Clean' Technology - Simple, Economic, Hassle-free Oven Cleaning

This advanced technology enables ovens to be cleaned without the need for expensive and abrasive detergents or scrubbing or scraping. When the function button is pressed, the oven heats up to **500°C**. During the cycle all cooking residues, oil and fat spillages are converted into a thin layer of ash, which can be simply wiped away with a damp cloth.



Oleophobic Nano Coating Technology Keeps Glass Doors Clean

With oleophobic nano coating on the inner glass doors, Beko ovens maintain their shiny good looks for years. Thanks to this special technology, doors simply require cleaning with a soapy water and a soft cloth after every 20 cooking cycles look good as new.



*Except OTF12300X

Cooking made simple with Beko

Cooking modes and functions*



Top Heating Element

Top heating element only - for dishes that require additional heating on top, such as lasagne or rice pudding.



Bottom Heating Element

Base cooking element only - ideal for quiches or dishes that require additional heat at the base.



Top and Bottom Heating (conventional)

For even heating from above and below. Ideal for base browning foods such as lasagne and hotpots.



3D Cooking

Convenient and time saving through better heat distribution.



Defrosting

Quick and hygienic - ideal for delicate foods which require a lower temperature defrost.



Fan Cooking

Even heat distribution for multiple level cooking. Extremely economical and effective with reduced cooking times and temperatures.



Slow Cooking

Allows better flavour distribution and helps tenderise many meat dishes through the cooking process.



Fan Grilling

To brown food and seal in juices while fan circulates heat to cook food evenly through.



Fan With Half Grill Facility

More economical than the turbo grill as it uses the centre section only.



Grill

Uses radiant heat from the grill to brown food quickly.



Half Grill

Combining variable power control and adjustable height, the half grill gives flexibility and control.



Warm Keeping

Can be used for keeping food warm at low temperature and over a longer period of time.



Beko Ovens Designed with Convenience Built-in



Large Oven Capacity - 65 Litres



With its 65 litres capacity, the Beko oven has amongst the most spacious interior in its class. It will provide enough room to roast a large turkey or prepare a big feast for your family and friends. It also features a recessed grill for optimum cooking space and safety.



Robust Oven Door

Thanks to the sleek and solid door hinges design, the oven door is durable and robust to support heavy dishes.

Quiet operation



At only **46dBA noise level** when fan cooking, Beko Built-in ovens are amongst the quietest available.



Full glass inner door

Designed with a full glass panel, the oven interior has a large viewing window for maximum visibility and is easy to clean with a single wipe. For more extensive cleaning, the high quality hinges will allow you to remove the door instantly.



Telescopic wire shelves

The extending arms of the telescopic wire shelf system enable easy and safe access to the cooking tray when basting or serving dishes.



Easy to clean oven interior



Made with a single piece with formed enamel runners*, each and every corner of the cavity is easy to clean. The catalytic liners* mounted on the back of the oven are ideal for self cleaning, absorbing grease and reducing odour during high temperature cooking programmes.



The side racks* fixed to the oven can be easily detached without any tool, making cleaning even easier and quicker.



Full size grill tray



The full size tray will give you optimal cooking space and perfect results. In addition, the deep tray design is ideal for roasting and baking.



Large display digital timer

The display allows full control and flexibility. Symbols and functions are easy to view and use. The 'key lock' feature will prevent any accidental pressing of buttons that might change the selected programme or mode.



Stainless steel fascia panel and handles

Beko built in ovens are made of stainless steel fascia panels and handles creating a modern and stylish look and give a robust and elegant finish to the product.

The same finish is used in our hob range to create a harmonious look in your kitchen.

* Selected models only.



Main Features	ODF22300/ODF21300	OTF22300
Energy rating	AA	AA
Fan main oven (massive 65L capacity)	✓	45 litres
Conventional top oven & full width fully variable grill (35L capacity)	✓	✓
Recessed grill	✓	✓
Programmable electronic timer	✓	✓
Easy clean double glazed glass door with large viewing window	✓	✓
Diamond quality Easy Clean enamel oven interior	✓	✓
Three wire shelves with stop position	✓	✓
Full size baking tray with inner rack	✓	✓
Easy grip control knobs for main oven	✓	✓



BEKO



ODF22300/ODF21300

High Specification 90cm Built-In Double Oven

- Massive Oven Capacities (100 litres)
 - Main fan oven 65 litres
 - Top static oven 35 litres

H 89cm W 59.4cm D 56.7cm



Black
ODF21300B



Stainless Steel
ODF22300X



Saves 20% more
than A class



A Energy
Top Oven



A Energy
Bottom Oven

OTF22300

Versatile Double Oven for popular under worktop/in column installation

H 71.5cm W 59.5cm D 56cm



Stainless Steel
OTF22300X



Saves 20% more
than A class



A Energy
Top Oven



A Energy
Bottom Oven



Under worktop or
in column installation

Hob can be installed
above if built-under



Multi-Function Oven with 'Programme Clean' Technology



No need for expensive and messy cleaning chemicals. No need to scrub and scrape. Just push the button and the oven heats up to 500°C turning food scraps, fat and oil spillages into ash, which can be simply wiped away with a damp cloth.

The spectacular results are achieved amazingly economically - the cleaning cycle costs around 25p or even less using the oven's delayed start to take advantage of off-peak electricity.

Two 'Programme Clean' Programmes

Full 'Programme Clean' programme (120 minutes)

- for heavy soiled ovens.

Eco 'Programme Clean' programme (90 minutes)

- for lightly soiled ovens.




'Cool Door' Technology



Safety is fully covered - the oven automatically locks when it begins to heat up and the special '**Cool Door**' has four layers of glass to ensure that the external temperature does not exceed a safe **70°C***.

*Available on the OIM22500



Economic -
A cleaning cycle
only costs 25p

Main Features	OIM22500
Energy rating	A 20% more efficient than A Class
Function settings (Including two cleaning programmes)	14
Full width fully variable grill	✓
Recessed grill	✓
Push-in push-out control knobs	✓
Telescopic shelf system	✓
Programmable electronic timer	✓
Maximum oven visibility - Large viewing window	✓
Interior light	✓
Diamond quality, easy clean enamel oven interior	✓
Full width enamel cooking tray with internal grill rack	✓
Wire shelf with stop position	✓
Finger print free stainless steel	✓

OIM22500

Premium multi function
'Programme clean' oven

H 59.5cm W 59.4cm D 56.7cm



Stainless Steel
OIM22500XP



Saves 20% more
than A class



Features 14
cooking programmes
including function for the
ultimate pizza and a slow
cooking mode to keep
meats tender



'Nano' Technology - Keeps glass doors clean



With oleophobic nano coating on the inner glass doors, Beko ovens maintain their shiny good looks for years. Thanks to this special technology, doors simply require cleaning with a soapy water and a soft cloth after every 20 cooking cycles look good as new.



Main Features

	OIM25503	OIF22301
Energy rating	A 30% more efficient than A class	A 20% more efficient than A Class
Number of functions	12	4
Large Capacity oven – litres	65L	65L
Full width fully variable grill	✓	✓
Recessed grill	✓	✓
Programmable electronic timer	✓	✓
'Nano' inner glass cleaning technology	✓	✓
Diamond quality Easy Clean interior	✓	–
Push in push out control knobs	✓	–
Telescopic wire shelf system with stop position	–	✓
Number of wire shelves	2	2
Large viewing window and light	✓	✓
Full width enamel cooking tray with grill rack	✓	✓
Side opening door	–	✓



A

The world's lowest energy consumption oven in its class - **30% more efficient** than 'A' class



OIM25503

Premium multi function oven with 12 programmes including 3D cooking

H 59.5cm W 59.4cm D 56.7cm



Stainless Steel
OIM25503X



Saves 20% more than A class



OIF22301

High specification fan oven with side opening door

H 59.5cm W 59.4cm D 56.7cm



Stainless Steel
OIF22301XL (Left handed hinge)
OIF22301XR (Right handed hinge)



Saves 20% more than A class



Easy-to-use large electronic programmer with animated display that advises which shelf to use with each programme for optimum performance. Also includes Minute Minder



The side opening door system ensures easy access to the oven interior for optimum convenience

Cooking

Built-in

Single Oven

60cm



Main Features	OIM22300	OIF22300/ OIF21300	OIF21100/ OIF22100
Energy rating	A 20% more efficient than A	A 20% more efficient than A	A 20% more efficient than A
Number of programmes	8	4	4
Large Capacity oven – litres	65L	65L	65L
Full width fully variable grill	✓	✓	✓
Recessed grill	✓	✓	✓
Programmable electronic timer	✓	✓	–
100 auto cut-off Minute Minder	–	–	✓
Diamond quality Easy Clean interior	✓	✓	✓
Number of wire shelves	2	2	2
Large viewing window and light	✓	✓	✓
Full width enamel cooking tray with grill rack	✓	✓	✓

OIM22300

Multi function oven with fully programmable LED timer

H 59.5cm W 59.4cm D 56.7cm

Stainless Steel
OIM22300X



Saves 20% more
than A class



Beko offers more flexibility with 8 different cooking programmes including full width variable grill and 3D cooking for better heat distribution



BEKO



OIF22300/OIF21300

Fan oven with LED programmer and 4 cooking programmes

H 59.5cm W 59.4cm D 56.7cm



White
OIF21300W



Black
OIF21300B



Stainless Steel
OIF22300X



Saves 20% more
than A class



The electronic timer
allows you to pre-set your oven
up to 24 hours in advance

OIF21100/OIF22100

Fan oven with 4 cooking programmes

H 59.5cm W 59.4cm D 56.7cm



White
OIF21100W



Stainless Steel
OIF22100X



Saves 20% more
than A class



Auto cut-off 100 minute
Minute Minder. This clever
device turns the oven off
automatically so your food
does not overcook

Beko Electric Hobs

Easy-to-Use, Easy-to-Clean

With easy-to-use control panels, easy-to-clean smooth surfaces, flexible cooking zones and reliable safety features, Beko Built-in electric hobs are the practical aid to your kitchen.



Touch Control

Beko ceramic hobs feature touch control panels giving full control and flexibility on the level of heat for each cooking zone. Easily visible residual heat indicators show when the surface is cool enough to touch and clean.



Advanced Safety Features

For complete peace of mind, Beko ceramic hobs have advanced safety features. The '**Child Lock**' function prevents accidental pressing of buttons, whilst the '**Automatic Shut Off**' feature is activated when the cooking zones have been left working for an unusually long period of time.



Easy-to-Clean Glass Surfaces

Stylish, smooth glass surfaces are scratch resistant and easy to clean, further enhancing the appearance and functionality of your kitchen.





Induction Hob Cooking

Efficient, fast and safe - How does it work?



With its quick and responsive heat control settings, the Beko induction hob **HII64400AT** offers all the benefits of gas cooking but in the form of an elegant, easy to clean ceramic hob. An electronically powered coil produces an electromagnetic field meaning the induction hob only heats up if there is a pan on the cooking surface. The magnetic field penetrates the metal of the saucepan and sets up an electric current, generating heat which warms up the food or liquid inside. As soon as the saucepan is removed from the cooking surface, the area turns off automatically. Induction hobs can be used with any magnetic metals pans such as iron or stainless steel finish.





Experience the new way of cooking with Beko - Touch Control Induction Hob



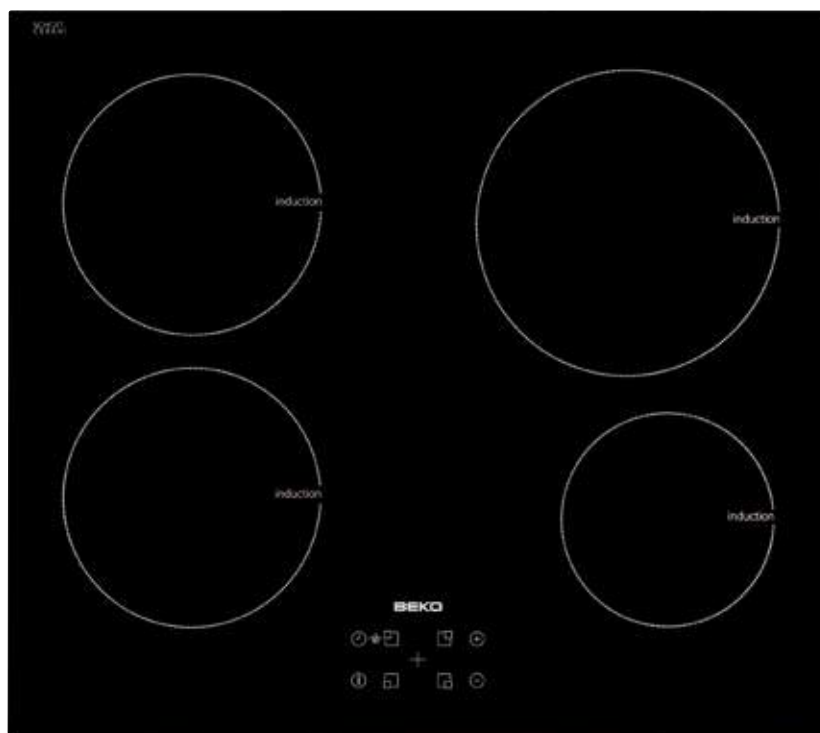
- Advanced technology - Only the pan surface in contact with the hob gets heated
- Clean and fast induction cooking is as responsive as a gas hob
- Time and energy saving - 56% more energy efficient and 36% faster than a gas hob*
- Child lock function
- Timer and Buzzer - for maximum cooking flexibility
- Easy to clean hob surface



*Compared to gas hob models



BEKO



Main Features	H1164400AT
Frameless ceramic hob	✓
Rapidlite heating zones	4
Adjustable power levels per zone	1-9
Booster function for quick heating	✓
Child lock	✓
Timer and buzzer	✓
On and Off indicator light	✓
Wipe clean hob surface	✓

H1164400AT

Touch control induction

H 5.5cm **W** 58cm **D** 51cm

 Ceramic Black
H1164400AT




**56% more energy
efficient and 36% faster
than a gas hob***



**Booster function
allows for instant heat,
quick and responsive control**

*Compared to gas hob models



Main Features	HIC64402T	HIC64102	HIZE64101
Ceramic zones – number	4	4	–
Solid plates – number	–	–	4
Rapidlite heating zones – number	4	4	4
Adjustable power levels – number	9	6	6
Dual Zone feature	✓	–	–
Touch control	✓	–	–
Side control knobs	–	✓	✓
Frameless	✓	✓	–
Electronic timer and buzzer	✓	–	–
Residual heat indicator	✓	✓	✓
On/Off indicator light	–	–	✓
Child lock	✓	–	–
Auto shut-off	✓	–	–
Easy to clean surface	✓	✓	✓

HIC64402T

Touch control ceramic hob with electronic timer and child lock


H 5cm **W** 58cm **D** 51cm



Ceramic Black
HIC64402T



The Automatic shut off function will be activated if cooking zones have been left on for unusually long periods of time



HIC64102

**Frameless ceramic hob with
easy grip side control knobs**

H 9.5cm **W** 58cm **D** 51cm



Ceramic Black
HIC64102



HIZE64101

**Sealed plate with 4 rapid
heating zones**

H 9cm **W** 58cm **D** 51cm



White
HIZE64101



Stainless Steel
HIZE64101

Beko Gas Hobs

All the Benefits of Traditional Cooking

From professional chefs to those who are passionate about cooking, the direct heat of a gas hob is a preferred way of cooking for many people. To meet individual cooking needs and kitchen designs, Beko offer a range of sizes and colour options.



Cast Iron Pan Supports

For maximum stability, enabling you to use pots and saucepans of any size without the risk of tilting or sliding, Beko provide cast iron pan supports. They have the added benefit of enhancing the stylish and professional look of Beko gas hobs.

Wok Burner

The wok burner ring allows food to be cooked rapidly without compromising any nutritional values. The ring ensures heat is distributed evenly, resulting in excellent cooking performance over a shorter period of time.



One-piece easy-to-clean Hob Surface

Made as a single piece with easy-clean rounded corners, these hobs are designed for quick and easy maintenance.



Flame Safety Device

All Beko gas hobs have a 'Flame Safety Device' fitted as standard. The device senses when the gas flame has gone out and automatically cuts off the gas.







The high output wok burner provides rapid and even heat for stir fry dishes.

**Main Features****HIMW7522S**

Front control knobs	✓
Triple ring wok burner	✓
Number of burners	4
Flame Safety Device for all burners	✓
Adjustable flame settings	✓
Cast iron pan supports	✓
Automatic mains ignition for all burners	✓

Main Features**HIMW64225S****HIZG64120**

Front control knobs	✓	–
Side control knobs	–	✓
Triple ring wok burner	✓	–
Number of other burners	4	4
Adjustable flame settings	✓	✓
Flame Safety Device for all burners	✓	✓
Cast iron pan supports	✓	–
Auto ignition	✓	✓
Suitable for LPG conversion	✓	✓

HIMW7522S

Large surface gas hob with high output wok burner

H 9.5cm **W** 68cm **D** 51cm

Stainless Steel
HIMW75225SX



Can be installed into a 60cm cut out



HIMW64225S

Gas hob with front control knobs

H 5.1cm W 58cm D 51cm



Stainless Steel
HIMW64225SX



HIZG64120

Large surface gas hob with side control knobs

H 9.5cm W 58cm D 51cm



White
HIZG64120SW



Black
HIZG64120SB



Stainless Steel
HIZG64120SX



Cooking

Cooker Hoods

Main Features


	HBG70	HB60P	HBV60
Number of speeds	3	3	3
Recirculation filter	✓	✓	✓
Grease filters - number	2	2	1
Maximum extraction level	400m ² /h	400m ² /h	210m ² /h
40 illumination lamps - number	2	2	2
Fan motor power level	150W	150W	110W
Extendable ducting spigot 120-150mm	✓	✓	–



HBG70

70cm elegant glass chimney hood

H 56-90cm **W** 70cm **D** 48.5cm

 Glass and Stainless Steel
HBG70X

Built-in

Microwave Oven

Main Features

	MWB2511
Power level	900W
Grill power	1200W
Digital Programmer	✓
3 Step auto cooking functions	✓
5 power levels	✓
2 grilling levels	✓
Defrost function	✓
Electronic child lock	✓
Interior light	✓
Fingerprint-free stainless steel	✓
Built-in installation with frame	✓





All Beko hoods are fitted with recirculation filters as standard



HB60P

60cm stainless steel chimney style

H 56-90cm **W** 60cm **D** 48.5cm



Stainless Steel
HB60PX



HBV60

60cm stainless steel visor hood

H 56-90cm **W** 60cm **D** 48.5cm



Stainless Steel
HBV60X



MWB2511

Microwave with digital programmer and grilling facility

H 31cm **W** 51cm **D** 38.2cm



Stainless Steel
MWB2511X

Beko Refrigeration Built in for High Performance

Many kitchen designs feature integrated appliances to make maximum use of the available space, and to maintain a carefully created kitchen style.

The Beko Refrigeration range of Built-in appliances had been developed to offer maximum performance, convenience and reliability.

The wide range of practical features ensures all your cooling needs are met, while the style and finish of the products reflect the excellent build quality and design of the collection.



Energy Efficiency Across The Range

Beko built-in refrigeration models are **A+ energy rated**, consuming up to 28% less energy than standard 'A' rated models, providing great performance with minimal energy consumption.

Selected models have been upgraded to **'A+' energy rating**, consuming up to 24% less energy than standard 'A' rated models.





Freezer Guard Technology

Beko's Freezer Guard technology uses an electronic temperature control system ensuring the freezer carries on working even when ambient temperatures plummet. The system ensures that food stays frozen by keeping the freezer **working in ambient temperatures as low as -15°C**.



As well as giving peace of mind, you have the opportunity to locate the freezer and frost-free fridge freezer in the kitchen, or anywhere else in the home. The extra storage space is ideal for Christmas and perfect for large families.



Fridge Features



Ambient Temperature

All Beko fridges and larders can operate in lower ambient environments down to 5°C.



Chrome Coated Wire Wine Rack

A stylish, elegant and safe way to store your bottles of wine, cool and ready to be poured. Applicable to selected models only.

Durable and Easy-clean Glass shelves

Made of strong and durable glass, the fridge shelves are easy to clean. They are also adjustable and can be simply placed on different levels for maximum use and flexibility.



Freezer Features



Frost Free.

Only applicable to combi fridge freezers BC50F and BC73F.

No need to manually defrost the freezer. Frost Free prevents ice building up on the sides and restricting valuable storage. The air circulation enables food to freeze faster while maintaining its natural flavours.



Clear Freezer Fronts

To easily identify what is available in the freezer.

Refrigeration

Integrated

Fridge Freezers



Main Features	Fridge Freezers			
	BC50F	BC502	BC73F	BC732
Energy rating	A+	A+	A+	A+
Reversible door	✓	✓	✓	✓
Self closing/sliding hinges	Sliding hinges	Sliding hinges	Sliding hinges	Sliding hinges
Fridge				
Automatic defrost	✓	✓	✓	✓
Adjustable glass shelves	3	3	4	4
Chrome wire wine rack	✓	✓	✓	✓
Full width door racks	✓	✓	✓	✓
Freezer				
Operates in ambient temperatures down to -15°C	✓	–	✓	–
Frost free	✓	–	✓	–
Full depth compartments	3	3	2	2
Half depth compartments	1	1	1	1



BC50F

8.1 cu ft frost free fridge freezer

5.5 cu ft (155 litres) fridge
2.2 cu ft (62 litres) freezer

H 177cm W 54cm D 53.5cm



BC502

8.5 cu ft fridge freezer (static)

H 177cm W 54cm D 53.5cm



BC73F

9.7 cu ft frost free fridge freezer

6.7 cu ft (189 litres) fridge
1.9 cu ft (55 litres) freezer

H 177cm W 54cm D 53.5cm



BC732

10.0 cu ft fridge freezer (static)

H 177cm W 54cm D 53.5cm





Main Features	Larder Fridge	Freezer
	BL77	BZ77F
Energy rating	A+	A+
Reversible door	✓	✓
Self closing	✓	✓
Fridge		
Automatic defrost	✓	✓
Adjustable glass shelves	5	–
Chrome wire wine rack	✓	–
Full width door racks	✓	–
Freezer		
Operates in ambient temperatures down to -15°C	–	✓
Frost free	–	✓
Number of compartments	–	8
Ice Bank Tray	–	✓





BEKO



BL77

11.1 cu ft tall larder fridge

H 177cm W 54cm D 53.5cm



BL77F

7.8 cu ft tall frost free freezer

H 177cm W 54cm D 53.5cm



Refrigeration

Integrated

Under The Counter Fridge & Freezer



Main Features	Larder/ Fridge	Larder/ Fridge	Freezer
	BR11	BL21	BZ31
Energy rating	A+	A+	A+
Reversible door	✓	✓	✓
Self closing	✓	✓	✓
Fridge			
Automatic defrost	✓	✓	—
Adjustable glass shelves	2	2	—
Easy access to lower storage compartment with telescopic sliding glass crisper cover	✓	✓	—
Full width door racks	✓	✓	—
Freezer			
Operates in ambient temperatures down to -15°C	—	—	✓
Manual defrost	✓	—	✓
Number of compartments	—	—	3
Concealed compartment in base	—	—	✓
Fast freeze	—	—	✓
Indicator lights	—	—	✓

BR11

4.6 cu ft fridge with 4 star freezer

H 82cm W 59.8cm D 54.5cm

A+





BEKO



BL21

4.6 cu ft larder fridge

H 82cm W 59.8cm D 54.5cm

A+




BZ31

3.4 cu ft freezer

H 82cm W 59.8cm D 54.5cm

A+



The telescopic sliding glass crisper cover located at the bottom shelf gives easy access to lower storage compartment



The concealed compartment located below the bottom drawer is ideal for additional storage

Beko Laundry Integrate Energy Efficiency and Performance for Modern Living

Combining great performance with style, the Beko Built-in laundry range has been designed for modern living. The models feature innovative programmes to help protect your clothes and keep them looking as good as new for longer.

The Beko 7kg washing machine with its high capacity and high maximum spin speed gives you complete control of the time and energy spent on laundry whilst the Beko washer-dryer is a great space saver offering all the features of a washing machine and tumble dryer.



7Kg Washing Machine WMI71641 Special Programmes and Features



WMI71641 is **A+ energy rated** helping you saving money by achieving up to 10% reduction in energy consumption compared with 'A' energy rated models.



Eco Clean 20°C

Washes 3kg of lightly soiled clothing at 20°C and **saves up to 70% of energy compared to Synthetic 40 programme.**



Daily Quick programme

Wash a full load of lightly soiled clothing in just 39 minutes*.



Super Fast programme

Wash 2kg of lightly soiled clothing in only 14 minutes*.



Refresh programme

Short 17 minute cold water wash to revive clothes.



Baby and Toddler programme

Ideal for delicate garments and for those with sensitive skin or detergent allergies.



Self Clean programme

Works without laundry to clean the tub and drum for hygiene care.



Interactive LCD display

Easy to view and easy to use, the LCD display allow you to monitor the progress of your wash programme. As well as displaying the time remaining of the chosen programme, it allow you to select and change the temperature and spin speed for each programme, set a time delay or add any options to complete the cycle.



Liquid detergent compartment

With a unique design offering special liquid detergent indicators, the easy to access drawer will minimise any spilling.

*Duration depends on water temperature.



Main Features	WMI71641	BWD6421
Energy/Washing/Spin performance	A++	BAC
Number of programmes	16	15
14 minute small load wash	✓	–
39 minute full load wash	✓	–
Delay timer up to 24 hours	✓	✓
Interactive LCD with time remaining display	✓	✓
Variable spin speed and temperature	✓	–
Spin speed reduction button	–	✓
Large porthole door with wide opening	✓	–
4 height adjustable feet	✓	✓
Reversible door furniture	✓	✓
Liquid detergent compartment	✓	–
Safety lock	✓	✓





WMI71641 - Washing Machine

High capacity and maximum spin speed washing machine

7kg Load Capacity

1600 rpm spin speed

H 82cm W 59cm D 55cm

A+



BWD6421 - Washer Dryer

Space saving solution for washing and drying

6kg Washing & 4kg Drying Capacities

1200 rpm spin speed with dryer

H 82cm W 59cm D 55cm

B



FAST PROGRAMMES

**Wash 2kg of laundry in just 14 minutes
and a full load in just 39 minutes**



SPACE SAVING

The Beko washer dryer has a condenser unit and can be placed wherever there is a power supply in your home, without the need of a ventilator kit to be fitted

Beko Integrated Dishwashers A Quick, Clean And Quiet Performance

Whether you choose a full size or a slimline model, Beko Built-in dishwashers are packed with special programmes, great features and storage solutions that will help you save time and money.



'A' Rated Wash Programme in 58 minutes

Beko provides world class performance with this innovative programme. It will complete a cycle in just 58 minutes, giving you perfect results every time. The 'A' rated programme makes life easier and more economic helping you save time and water.



'A++' Rating

A++ Energy Rating Beko premium full size dishwasher (DW686) saves up to 20% less energy compared to 'A' rated models



Rapid 30 Minute Programme

For lightly soiled items.



Low Noise Level

With the noise level reduced from 54dBA to **49dBA**, Beko dishwashers are **68%** quieter than other models.



Removable Sliding Cutlery Basket

The basket readily slides from left to right allowing dishes and pans to be more effectively loaded. It can also be removed to make space for larger items.



Easy Load Upper Basket

Thanks to the Acrobat System, the height of the upper basket can be easily changed, even when fully loaded, to create extra space for larger dishes and pans*.

Folding Plate Racks

Plate racks can be folded aside to allow large dishes and pans to be accommodated.

*Available on DW686 and DW602





Main Features	DW686	DW602	DW451
Energy/Washing/Drying	A++AA	AAA	AAA
LCD control panel	✓	–	–
Electronic programme selection	✓	✓	✓
Place setting capacity	13	12	10
Number of wash programmes	8	5	5
Number of wash temperatures	6	4	4
Time delay	✓	–	–
Half load option	✓	✓	–
Hot air drying	–	✓	✓
Turbo fan drying	✓	–	–
Noise level	44 dba	49 dba	49 dba
Height adjustable upper basket - loaded or unloaded	Loaded	Loaded	Unloaded
Folding racks on upper basket	✓	✓	✓
Removable cutlery basket	✓	✓	✓
Folding plate supports in lower basket	✓	✓	✓
Salt & rinse aid indicator lights	✓	✓	✓
Water consumption (Litres)	10	15	13

DW686

Full size premium integrated dishwasher with 8 programmes and LCD control

Unique 13 place setting

H 82cm W 59.8cm D 54.8cm



Beko's new whisper quiet dishwasher at 44 dba



A++ energy rated with low 10 litre water consumption



DW602

**Full size great value
integrated dishwasher**

12 place setting

H 82cm W 59.8cm D 54.8cm



DW451

**Slimline great value
integrated dishwasher**

10 place setting

H 82cm W 44.8cm D 54.8cm



Market Leader

With its 10 place setting capacity,
the DW451 slimline model is the
market leader in its class.

Specially designed for tight spaces, it
will complement your kitchen without
compromising style and design.

Beko - The UK's First choice For Freestanding Cookers

Beko's range of freestanding cookers combines attractive good looks with superb performance. Available in gas, electric and dual fuel, the range offers a choice of sizes and colours to suit any kitchen style and personal taste, whilst giving you the flexibility and convenience of cooking with a single or double oven capacity. Add all the great features and Beko really is the first choice for freestanding cookers for every lifestyle.



Beko Makes Choosing An Oven Easier

The Beko range is fully comprehensive covering gas, electric and dual fuel ovens in 50cm and 60cm sizes with a choice of colours.

Size -



or



wide - whatever best suits the available space



or



or



- whichever you prefer.

Gas

Electric

Dual Fuel



Double Oven - two separate ovens and a grill, offering greater oven flexibility and capacity. Also allows you to cook and grill at the same time.



Large Oven Capacity

Beko's new 60cm double oven electric cookers have up to 100 litres of cooking space with a 65 litre main oven. Their 50cm's have cooking space up to 85 litres with 57 litre main oven.

*Gas model volumes may be less.

Even Better Looking Design

Beko have made careful and detailed improvements to the range, including a new design for handles and knobs, so that the fit, feel and finish reflect Beko's outstanding quality.



Improved Energy Performance

Whether its the main oven or top oven, all Beko ovens in their electric cookers are now 'A' rated.



Easy Cleaning

Full glass inner doors allow for easy viewing of the food being cooked and are easily cleaned.



Large display digital timer

The display allows full control and flexibility. Symbols and functions are easy to view and use. The 'key lock' feature will prevent any accidental pressing of buttons that might change the selected programme or mode.



Flame Safety Device

All Beko gas hobs have a 'Flame Safety Device' fitted as standard. The device senses when the gas flame has gone out and automatically cuts off the gas.

Glass Lids and Safety

Beko cookers with glass lids are fitted with a Safety Cut-Out so that the supply of gas is cut off if the lid is accidentally closed with the burners still turned on.

Adjustable Feet

Beko freestanding cookers have height adjustable feet to enable you to align your cooker with your worktop.







Cooking Modes and Functions



Grill

On electric and gas models uses radiant heat from the grill to brown food quickly.



Gas Cooking

The burner below the cavity generates the heat for cooking. Ideal for cookies, juicy meats and all types of pastry.



Fan Cooking

Even heat distribution for multiple level cooking. Extremely economical and effective with reduced cooking times and temperatures.



Slow Cooking

Allows better flavour distribution and helps tenderise many meat dishes through the cooking process.



Static Cooking (top and bottom heat)

For even heating from above and below. Ideal for base browning foods such as lasagne and hotpots.



Minute Minder

This simple timer will indicate that the set cooking period is over and the oven will be turned off automatically. It is programmable up to 120 minutes.



Oven Interior Light

For easy progress checking without opening the door.





Beko cookers with glass lids are fitted with a Safety Cut-Out so that the supply of gas is cut off if the lid is accidentally closed with the burners still turned on.



Main Features	BDVG697	BDVG695	BDVG694	BDG682
Main oven capacity	61 litre	61 litre	61 litre	61 litre
Top oven capacity	31 litre	31 litre	31 litre	–
Top oven and grill	✓	✓	✓	Grill Only
4 burner hob with enamel pan supports	✓	✓	✓	✓
Flame Safety Device on all burners	✓	✓	✓	✓
Auto shut-off glass lid	✓	✓	–	–
Programmable LED 24 hour clock	✓	–	–	–
LED Minute Minder	–	✓	✓	–
Full metal control panel	✓	✓	✓	✓
Easy grip control knobs	✓	✓	✓	✓
Diamond quality Easy Clean enamel oven interior	✓	✓	✓	✓
Mains ignition	✓	✓	✓	✓
Removable inner glass door to top oven	✓	✓	✓	✓
Height adjustable front & rear feet	✓	✓	✓	✓
Oven light for the main oven	✓	✓	✓	✓

BDVG697

Top of the range 60cm double oven with glass lid

Conventional gas main oven and top oven with grill

H 92cm W 60cm D 60cm

White
BDVG697WP





BDVG695

60cm Double oven with LED minute minder

Conventional gas main oven and top oven with grill

H 90cm W 60cm D 60cm

Stainless Steel
BDVG695X



BDVG694

60cm Double oven with LED Minute Minder

Conventional gas main oven and top oven with grill

H 90cm W 60cm D 60cm

White
BDVG694WP

Black
BDVG694KP

Silver
BDVG694SP



BDG682

60cm Twin cavity

Conventional gas main oven with separate gas grill

H 90cm W 60cm D 60cm

White
BDG682WP



Cooking

Freestanding

Gas

50cm



Main Features	BDVG595	BDVG592	BDG584	BDG582
Main oven capacity	51 litre	51 litre	51 litre	51 litre
Top oven capacity	21 litre	21 litre	–	–
Easy Clean enamel pan supports	✓	✓	✓	✓
Mains ignition	✓	✓	✓	✓
4 burner gas hobs – 3 different sizes	✓	✓	✓	✓
Flame Safety Device on all burners	✓	✓	✓	✓
LED Minute Minder	✓	–	–	–
Thermostatically controlled main gas oven	✓	✓	✓	✓
Thermostatically controlled top oven and fixed grill	✓	✓	Grill only	Grill only
Slow Cook setting	✓	✓	✓	✓
Easy clean enamel oven and grill interior	✓	✓	✓	✓
Removable inner glass door for easy cleaning	✓	✓	✓	✓
Height adjustable front & rear feet	✓	✓	✓	✓
Oven light for the main oven	✓	✓	✓	✓

BDVG595

Top of the range
50cm double oven

Gas main oven and
top oven with grill

H 90cm W 50cm D 60cm



White
BDVG595W





BDVG592

50cm Double oven

Gas main oven and
top oven with grill

H 90cm W 50cm D 60cm



White
BDVG592W



Silver
BDVG592S



BDG584

50cm Twin cavity oven

Gas main oven with
separate gas grill

H 92cm W 50cm D 60cm



White
BDG584W



BDG582

50cm Twin cavity oven

Gas main oven with
separate gas grill

H 90cm W 50cm D 60cm



White
BDG582W



Silver
BDG582S



Beko's 50cm range
have full inner glass doors
for easy cleaning

Cooking

Freestanding

Gas

50cm



Top grill function offers convenience and ease of use in cooking - ideal for elderly people.

**BDG581****50cm Twin cavity oven****Gas main oven with separate gas grill****H 90cm W 50cm D 60cm**

White
BDG581W



Main Features	BDG581	BSG580	BC51NEW	BA51NEW
Main oven capacity	51 litre	51 litre	39 litre	39 litre
Easy Clean enamel pan supports	✓	✓	✓	✓
Mains ignition	✓	✓	✓	✓
4 burner gas hobs – 3 different sizes	✓	✓	✓	✓
Flame Safety Device on all burners	✓	✓	✓	✓
Fully variable grill heat settings	✓	✓	✓	✓
Thermostatically controlled main gas oven	✓	✓	✓	✓
Thermostatically controlled top oven and fixed grill	Grill only	Grill only	–	–
Slow Cook setting	✓	✓	✓	✓
120 Minute Mechanical Minute Minder	–	–	–	✓
Easy clean enamel oven cavity	✓	✓	✓	✓
Removable inner glass door for easy cleaning	✓	✓	–	–
Height adjustable front & rear feet	✓	✓	✓	✓
Oven doors	Glass	Glass	Metal	Glass
Oven light for the main oven	✓	✓	✓	✓
Large storage compartment	–	–	✓	✓



BSG580

50cm Single cavity oven

Conventional gas main oven with integrated grill

H 90cm W 50cm D 60cm

-  White
BSG580W
-  Silver
BSG580S



BC51NEW

50cm Single cavity oven

Gas main oven with separate high level gas grill

H 146cm W 50cm D 60cm

-  White
BC51NEWP






BA51NEW

50cm Single cavity oven with Minute Minder

Gas main oven with separate high level gas grill

H 146cm W 50cm D 60cm

-  White
BA51NEWP
-  Black
BA51NEKP
-  Silver
BA51NESP



The storage compartment offers extra space to store saucepans.

Cooking

Freestanding

Electric

60cm



Main Features	BDVI668	BDVC667	BDVC664
Main oven capacity	65 litre	65 litre	65 litre
Top oven capacity	35 litre	35 litre	35 litre
Energy rating	AA	AA	AA
Fan main oven	✓	✓	✓
Static top oven and fully variable grill cavity	✓	✓	✓
4 Zone Rapidlite ceramic hob	✓	✓	✓
Programmable LED 24 hour clock	✓	✓	–
LED Minute Minder	–	–	✓
Diamond quality Easy Clean enamel oven and grill interior	✓	✓	✓
Full metal control panel	✓	✓	✓
Easy grip control knobs	✓	✓	✓
Removable inner glass door to top oven	✓	✓	✓
Height adjustable front & rear feet	✓	✓	✓
Oven light for the main oven	✓	✓	✓



Touch Control Induction Hob

- Advanced technology - Only the pan surface in contact with the hob gets heated
- Clean and fast induction cooking is as responsive as a gas hob
- Easy to clean hob surface



BDVI668

60cm Double oven with induction hob

Fan main oven and static top oven and touch control induction hob

H 90cm W 60cm D 60cm



Black
BDVI668K





BDVC667

Double oven with LED programmable timer

Fan main oven and static top oven with full width variable grill

H 90cm W 60cm D 60cm



White
BDVC667W



Silver
BDVC667S



Stainless Steel
BDVC667X



BDVC664

Double oven with LED Minute Minder

Fan main oven and static top oven with full width variable grill

H 90cm W 60cm D 60cm



White
BDVC664W



Black
BDVC664K



Silver
BDVC664S



Cooking

Freestanding

Electric / Dual Fuel

60cm



Main Features	BDC643	BSC630	BDVF696
Main oven capacity	65 litre	65 litre	65 litre
Top oven capacity	35 litre	—	35 litre
Energy rating	A	A	A
Fan main oven	✓	✓	✓
Static top oven and fully variable grill cavity	Grill Only	—	✓
4 Zone Rapidlite ceramic hob	✓	✓	✓
LED Minute Minder	—	—	✓
Diamond quality Easy Clean enamel oven and grill interior	✓	✓	✓
Full metal control panel	✓	✓	✓
Easy grip control knobs	✓	✓	✓
Removable inner glass door to top oven	✓	✓	✓
Height adjustable front & rear feet	✓	✓	✓
Oven light for the main oven	✓	✓	✓



BDC643

Great value Twin cavity

Fan main oven with separate full width grill

H 90cm W 60cm D 60cm



White
BDC643W



Black
BDC643K



Silver
BDC643S





BSC630

Single cavity ceramic cooker

Fan main oven with integrated grill

H 90cm W 60cm D 60cm

White
BSC630W

Silver
BSC630S



BDVF696

60cm Dual fuel double oven

Fan main oven and conventional top oven with grill

H 90cm W 60cm D 60cm

Stainless Steel
BDVF696XP



Cooking

Freestanding

Electric

50cm



Main Features	BDVC563A	BDV555A	BDC545A	BDC5422A
Main oven capacity	57 litre	57 litre	57 litre	57 litre
Top oven capacity	28 litre	28 litre	28 litre	28 litre
Energy rating	AA	AA	A	A
Main oven cooking functions	Fan	Fan	Static	Static
Top cavity cooking functions	Static oven & grill	Static oven & grill	Static oven & grill	Static oven & grill
4 zone Rapidlite ceramic hob	✓	–	✓	✓
4 variable solid hot plates with 2 Rapidlite zones	–	✓	–	–
Full metal control panel	✓	✓	✓	✓
Easy grip control knobs	✓	✓	✓	✓
LED display programmer	–	✓	–	–
LED Minute Minder	–	–	✓	–
3 wire shelf and grill pan set	✓	✓	✓	✓
Diamond quality EasyClean enamel oven interior	✓	✓	✓	✓
Height adjustable front & rear feet	✓	✓	✓	✓
Oven light in main cavity	✓	✓	✓	✓

BDVC563A

Double oven with Rapidlite zones

Fan main oven and static top oven with full width variable grill

H 90cm W 50cm D 60cm



White

BDVC563AW



Black

BDVC563AK





BDV555A

Double oven with
LED programmable
timer

Fan main oven and static
top oven with full width
variable grill

H 90cm W 50cm D 60cm

- White
BDV555AW
- Silver
BDV555AS



BDC545A

50cm Twin cavity oven

Static main oven with
separate full width
variable grill

H 90cm W 50cm D 60cm

- White
BDC545AW
- Silver
BDC545AS



BDC5422A

Twin cavity oven

Static main oven with
separate full width
variable grill

H 90cm W 50cm D 60cm

- White
BDC5422AW
- Silver
BDC5422AS



Cooking

Freestanding

Electric

50cm



Main Features	BD533A	BD532A	BD531A	BS530
Main oven capacity	57 litre	57 litre	57 litre	57 litre
Top oven capacity	28 litre	28 litre	28 litre	28 litre
Energy rating	A	A	A	A
Main oven cooking functions	Fan	Static	Static	Static
Full width variable grill	✓	✓	✓	✓
4 variable solid hot plates with 2 Rapidlite zones	✓	✓	✓	✓
Full metal control panel	✓	✓	✓	✓
Easy grip control knobs	✓	✓	✓	✓
3 wire shelf & grill pan set	✓	✓	✓	✓
Diamond quality Easy Clean enamel oven interior	✓	✓	✓	✓
Height adjustable front & rear feet	✓	✓	✓	✓
Oven light in main cavity	✓	✓	✓	✓

BD533A

50cm Twin cavity oven

Fan main oven with separate full width variable grill

H 90cm W 50cm D 60cm



White
BD533AW



Black
BD533AK



Silver
BD533AS





BD532A

50cm Twin cavity oven

Static main oven
with separate full
width variable grill

H 90cm W 50cm D 60cm



White
BD532AW



Silver
BD532AS



BD531A

50cm Twin cavity oven

Static main oven
with separate full
width variable grill

H 90cm W 50cm D 60cm



White
BD531AW



BS530

50cm Single cavity oven

Static main oven with
integrated grill

H 90cm W 50cm D 60cm



White
BS530W



Silver
BS530S



Refrigeration - Beko Gives You More Choice for Greater Flexibility

From state-of-the-art large capacity side-by-side refrigerators to a simple under the counter fridge or freezer, the Beko refrigeration range has been developed to combine modern design with the latest technology. In striving to make your life easier, the new range offers great features as well as clever storage and cooling solutions. With a large choice of models, sizes and colours to suit any kitchen style, you will be sure to find the perfect appliance from the UK's leading refrigeration brand.

Improved Design

To blend performance with style has always been one of guiding principles of Beko's development drive. This is particularly important with refrigeration appliances, which can often be the dominant feature of a kitchen. Beko's latest refrigeration appliances have been further improved in design and feature re-contoured handles that are easier and more comfortable to use as well as more attractive to the eye.





'A+' Energy Rated Across the Range

All Beko refrigeration appliances are **'A+' energy rated** offering great performance with minimal energy consumption.

'A+' energy rated models consume up to 24% less energy than 'A' rated models.



Your Guide to the Beko Refrigeration Range

Each refrigeration selection has been displayed in order of size and capacity for your convenience.



Four Door

Large storage capacity
- flexible compartment
92.5 cm wide

Pages 70-73



Side By Side

Large storage capacity
- stylish finish
92.5 cm wide

Pages 74-77



Fridge Freezer

Separate compartments give great flexibility
70cm, 60cm and 55cm wide

Page 78-87



Top Mounted Fridge Freezer

All the benefits of this classic design
55cm wide

Page 87



Tall Larder & Freezer

Tall fridges or freezers available
From 60cm to 55cm wide

Page 88-91



Chest Freezer

Large capacity storage with easy access

Page 92-93



Under Counter Fridge and Freezer

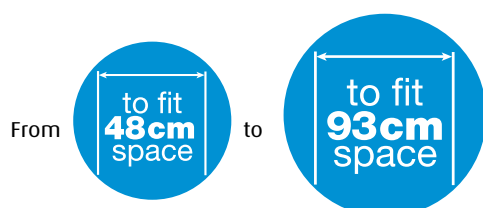
Designed to fit under the work surface

Page 96-97

Beko offers the largest range of height and width models in the market.

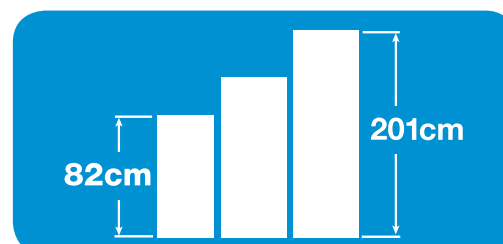
How Much Space Have You Got?

From slim to large there's a stylish solution.



Choice Of Heights

From 82cm to 201cm.



Feature-Packed For Top Performance



Fridge/Larder Features



Water & Ice Dispenser

Integrated / Plumbed in dispenser for instant access to chilled water and ice.

Beko has the largest range of stored water dispenser models in the market. All Stored Water Dispensers come with Safety/Child sliding Lock to prevent accidental spillage.



Chiller Zone Compartment

Stores fresh meat, fish, ready cooked and chilled food at around 0°C for safer and longer storage.



Wine Rack

A stylish, elegant and safe way to store your bottles of wine so they are cool and ready to be poured. Also suitable for standard 2 litre soft drink bottles.

Ambient Temperature

All Beko fridges and larders can operate in lower ambient environments down to 5°C.





Freezer Guard Technology

Beko's Freezer Guard technology uses an electronic temperature control system ensuring the freezer carries on working even when ambient temperatures plummet. The system ensures that food stays frozen by keeping the freezer working in ambient temperatures as low as -15°C .



As well as giving peace of mind, you have the opportunity to locate the freezer and frost-free fridge freezer in the kitchen, or anywhere else in the home. The extra storage space is ideal for Christmas and perfect for large families.



Freezer Features



Ice Bank Slimline Tray

Keep the ice cubes separated from the rest of the food thanks to this special slimline tray.



Double Twist and Serve Ice Cube Tray

Simply twist the holders and the ice cubes will deposit directly into the removable tray.



Clear Freezer Fronts

Enables freezer contents to be easily identified.



Frost Free

No need to manually defrost the freezer. It prevents ice building up and restricting valuable storage. The air circulation enables food to freeze faster.



Refrigeration

Four Door

Fridge Freezer

92.5cm Wide



Active Fresh Blue Light

Prolongs the storage life of fresh fruit and vegetables whilst maintaining their natural flavours and nutritional elements



Finger print free
stainless steel doors

Beko Four Door - Big in Style

GNE114610APX

**Innovative Four Door Fridge Freezer
with flexible, large capacity storage**

Active Ioniser

Keeps circulated air clean, preventing bacteria formation for maximum freshness

80cm Full Width Glass Shelves

One piece full width adjustable shelf - ideal for large items

Active Fresh Blue Light

Prolongs the storage life of fresh fruit and vegetables whilst maintaining their natural flavours and nutritional elements

Double Twist and Serve Ice Cube Tray

Easy to use ice cube maker. Simply twist the holders for the ice cubes to deposit directly in the removable tray

Fast Freeze Compartment

Rapid freezing process keeps nutritional food values and flavours intact



Active Dual Cooling System

Helps maintain humidity and freshness in the fridge and freezer compartments for optimum cooling and freezing performance

Active Odour Filter

Prevents odour transfer between compartments

Large Chiller Zone Drawers

Fridge storage for fresh fish, meat, ready cooked or chilled food



Multizone

By just pressing the button on the electronic touch control digital display, the bottom right compartment can be used as either a fridge, chiller, wine cooler, or a freezer.

It will come in handy if you have a party and need that extra fridge space.

Alternatively, if you have had a trip to the supermarket and want to stock up the freezer with all those offers, you can switch back to the freezer function.

Total Gross Volume:

608 litres

Net Fridge Capacity

462 litres

385 litres fridge volume
+ 77 litres Multizone

Net Freezer Capacity

155 litres

78 litres freezer volume
+ 77 litres Multizone

Refrigeration

Four Door

Fridge Freezer

92.5cm Wide



Electronic touch
control LED display with
special energy saving eco
and holiday settings





GNE114610APX

Four door frost free fridge freezer

21.5 cu. ft. gross capacity
(Fridge 14.1, Freezer 7.4)

H 182cm W 92.5cm D 76.5cm

Stainless steel doors
Silver-painted cabinet
GNE114610APX

Main Features	GNE114610APX
Fridge	
'Active Fresh' blue light technology	✓
3 glass spill-proof shelves	✓
2 salad crispers with easy sliding drawers	✓
2 chiller compartments	✓
8 commodity racks - 2 for tall bottle storage	✓
Quick Cool function - rapid cooling process while keeping nutritional food values and flavour intact	✓
Active odour filter	✓
Freezer	
Double Twist & Serve ice cube trays	✓
Multizone compartment for use as a fridge, chiller zone, bottle cooler or freezer storage	✓
4 easy sliding drawers	✓
Glass shelf (1 piece)	✓
Fast freeze compartment - rapid freezing process while keeping nutritional food values and flavour intact	✓

Side By Side Fridge Freezers

Our stunning side by side fridge freezers are not just great looking, they also come packed with great design ideas to help make life easier.



A+ Energy Rating

The new SBS models **GNEV321AP** and **GNEV221AP** are 'A+' energy rated consuming up to 24% less energy than standard 'A' rated models.



Active Dual-Cooling system to prolong food shelf life



Independent fridge and freezer cooling systems provide a higher level of humidity to prolong the storage life of fresh fruit and vegetables while preventing odour transfer.



Control



Advanced Digital Display

Control your appliance through advanced, yet easy-to-use settings to adjust temperature and dispense ice and water (GNEV321AP only).



Digital Display

Easy to view temperature display helps you control your appliance.



Dual Action Doors

Opens to 120°, the ideal angle for easy access whilst protecting furniture and the appliance doors. A wider (150°) opening is also provided.

Active Hygiene



Active Seal Guard

Antibacterial door seal improves hygiene





Fridge Features



Water & Ice Dispenser

Integrated /Plumbed in dispenser for instant acces to chilled water and ice.

Beko has the largest range of stored water dispenser models in the market.



Wine Rack

A stylish, elegant and safe way to store your bottles of wine so they are cool and ready to be poured.



Quick Cool function

It provides a rapid Cooling process while keeping nutritional food values and flavour intact.



Chiller Zone Compartment

Stores fresh meat, fish, ready cooked and chilled food at around 0°C for safer and longer storage.



Freezer Features



Frost Free

No need to defrost the freezer as the system will prevent ice building up and restricting valuable storage. Your food will therefore stay fresher for longer while maintaining its natural flavours.



Fast Freeze

The system in the freezer will provide rapid freezing process while keeping nutritional food values.



Double Twist and Serve Ice Cube Tray

Simply twist the holders and the ice cubes will deposit directly into the removable tray.





Main Features	GNEV321AP	GNEV221AP	GNEV120AP
Energy rating	A+	A+	A+
Advanced digital control	✓	–	–
Digital display	–	✓	✓
Active dual cooling system	✓	✓	✓
Fridge			
Quick Cool function	✓	✓	✓
Safety glass shelves - number	5	5	5
Salad crispers with easy sliding drawers - number	2 <small>The bottom drawer with air flow adjustment for moisture control</small>	2 <small>The bottom drawer with air flow adjustment for moisture control</small>	2 <small>The bottom drawer with air flow adjustment for moisture control</small>
Full width chrome wine rack	✓	✓	✓
Stored water dispenser	–	2.2L	–
Automatic ice and water dispenser	✓	–	–
Concealed door hinges	✓	✓	✓
Freezer			
Frost free - no defrosting needed	✓	✓	✓
Fast freeze function	✓	✓	✓
Large easy sliding full depth drawer - number	1	1	1
Half depth drawer - number	1	1	1
Glass shelves - number	4	5	5
Twist & serve ice cube trays & container	–	✓	✓
Interior light	✓	–	–

GNEV321AP

Side by side Frost Free fridge freezer with ice and water dispenser controlled by the advanced digital display

21.7 cu.ft

Fridge 13.9/Freezer 8.2 cu.ft

H 179cm W 92.5cm D 74cm

Easy to clean Stainless steel effect doors and silver cabinet
GNEV321APX



(Requires plumbing)



ONEV221AP

Side by side Frost free fridge freezer with stored water dispenser

21.9 cu.ft

Fridge 13.7/Freezer 8.2 cu.ft

H 179cm W 92.5cm D 74cm



Piano black finish doors and black cabinet
ONEV221APB



(connection to water supply not required)



ONEV120AP

Largest capacity side by side frost free fridge freezer in the range

22.1 cu. ft

Fridge 13.9/Freezer 8.2 cu ft

H 179cm W 92.5cm D 74cm



White
ONEV120APW



Silver
ONEV120APS



Refrigeration

Combi

Fridge Freezer

70cm/60cm Wide



A+

-15°C
FREEZER GUARD



Main Features	CFD7914A	CF6004AP	CS6914AP
Energy rating	A+	A+	A+
Reversible doors	✓	✓	✓
Fridge			
Auto defrost	✓	✓	✓
Glass full depth shelves - number	3	3	4
Half depth glass shelves	✓	–	–
Large salad crispers	–	✓	✓
Chiller zone for fresh meat and fish	–	✓	–
Full width chrome rack for 5 wine bottles	✓	✓	–
Stored water dispenser 2.2L capacity	✓	–	–
Freezer			
Frost free - no defrosting needed	✓	✓	Static
Freezer-Guard operates in ambient temperatures down to -15°C	✓	✓	–
Number of compartments	4	4	4
Twist & serve ice cube trays & container	✓	–	–
Ice bank slimline tray	–	✓	✓

CFD7914AP

70cm Frost free combi fridge freezer with stored water dispenser

14.1 cu ft

Fridge 8.9/Freezer 5.4 cu ft

H 191.5cm W 70cm D 60cm



White
CFD7914APW



Silver
CFD7914APS



The largest capacity combi fridge freezers in the Beko collection



CF6004AP

**Tallest Beko 60cm
combi frost free fridge
freezer with chiller zone
compartment**

12 cu.ft

Fridge 7.8/Freezer 4.2 cu ft

H 201cm W 59.5cm D 60cm



White
CF6004APW



CS6914AP

**Large capacity 60cm
combi fridge freezer**

11.8 cu.ft

Fridge 6.8/Freezer 5.0 cu ft

H 189.5cm W 59.5cm D 60cm



White
CS6914APW





Main Features	CFD6914AP	CF6914AP	CFD6643AP	CF6643AP
Energy rating	A+	A+	A+	A+
Reversible doors	✓	✓	✓	✓
Fridge				
Auto defrost	✓	✓	✓	✓
Glass full depth shelves - number	3	4	3	3
Half depth shelves	1	–	–	–
Large salad crisper	✓	✓	✓	✓
Full width chrome rack for 5 wine bottles	✓	✓	–	–
Stored water dispenser, 2.2L capacity	✓	–	✓	–
Freezer				
Frost free - no defrosting needed	✓	✓	✓	✓
Freezer-Guard operates in ambient temperatures down to -15°C	✓	✓	✓	✓
Number of compartments	4	4	3	3
Ice bank slimline tray	✓	✓	✓	✓

CFD6914AP

60cm Family size combi frost free fridge freezer with stored water dispenser

11.0 cu.ft

Fridge 6.4/Freezer 4.6 cu ft

H 189.5cm W 59.5cm D 60cm



White
CFD6914APW



Black
CFD6914APB



Silver
CFD6914APS





CF6914AP

60cm Family size combi frost free fridge freezer

11.1 cu.ft

Fridge 6.5/Freezer 4.6 cu ft

H 189.5cm W 59.5cm D 60cm



CFD6643AP

Compact size combi frost free fridge freezer with stored water dispenser

9.5 cu.ft

Fridge 5.9/Freezer 3.6 cu ft

H 164cm W 59.5cm D 60cm



CF6643AP

60cm Family size combi frost free fridge freezer

9.5 cu.ft

Fridge 5.9/Freezer 3.6 cu ft

H 164cm W 59.5cm D 60cm





CF5015AP -
the only fridge
freezer in the market
with a bigger freezer
than fridge space

Main Features	Tall and Slim	
	CF5015AP	CF5834AP
Energy rating	A+	A+
Reversible doors	✓	✓
Fridge		
Auto defrost	✓	✓
Glass full depth shelves - number	4	4
Large salad crisper	✓	✓
Freezer		
Frost free - no defrosting needed	✓	✓
Freezer-Guard operates in ambient temps down to -15°C	✓	✓
Number of compartments	5	4
Ice bank slimline tray	✓	✓



CF5015AP

55cm Frost free fridge freezer with added height to increase freezer storage capacity

11.5 cu.ft

Fridge 5.7/Freezer 5.8 cu ft

H 201cm W 54.5cm D 60cm

-  White
CF5015APW
-  Silver
CF5015APS






CF5834AP

55cm Frost free fridge freezer with equal fridge and freezer capacity

10.5 cu.ft

Fridge 5.6/Freezer 4.9 cu ft

H 183cm W 54.5cm D 60cm

-  White
CF5834APW
-  Black
CF5834APB
-  Silver
CF5834APS





	Large Fridge		Popular Models	
Main Features	CF5713AP	CS5713AP	CFD5834AP	CF5533AP
Energy rating	A+	A+	A+	A+
Reversible doors	✓	✓	✓	✓
Fridge				
Auto defrost	✓	✓	✓	✓
Glass full depth shelves - number	4	4	3	3
Half depth shelves	–	–	✓	–
Large salad crisper	✓	✓	✓	✓
Stored water dispenser, 2.2L capacity	–	–	✓	–
Freezer				
Frost free - no defrosting needed	✓	Static	✓	✓
Freezer Guard operates in ambient temps down to -15°C	✓	–	✓	✓
Number of compartments	3	3	4	3
Ice bank slimline tray	✓	✓	✓	✓

CF5713AP

55cm Combi frost free fridge freezer with large capacity fridge

9.5 cu.ft

Fridge 6.8/Freezer 2.7 cu ft

H 171cm W 54.5cm D 60cm



White
CF5713APW





CS5713AP

55cm Static fridge freezer with large capacity fridge

10.4 cu.ft

Fridge 7.0/Freezer 3.4 cu ft

H 171cm W 54.5cm D 60cm

CFD5834AP

Tall 55cm combi fridge freezer with stored water dispenser

10.5 cu.ft

Fridge 5.6/Freezer 4.9 cu ft

H 183cm W 54.5cm D 60cm

CF5533AP

Compact frost free model with useful 50/50 split between fridge and freezer


8.4 cu.ft

Fridge 4.8/Freezer 3.6 cu ft




H 153.5cm W 54.5cm D 60cm

-  White **CS5713APW**
-  Silver **CS5713APS**



-  White **CFD5834APW**
-  Silver **CFD5834APS**



-  White **CF5533APW**
-  Black **CF5533APB**
-  Silver **CF5533APS**





A+



	Static & Compact		Top Mounted
Main Features	CS5533AP	CS5342AP	CT5381AP
Energy rating	A+	A+	A+
Reversible doors	✓	✓	✓
Fridge			
Auto defrost	✓	✓	✓
Wire shelves - number	—	2	2
Glass full depth shelves - number	3	1	1
Large salad crisper	✓	✓	✓
Freezer			
Number of compartments	3	2	—
Ice bank slimline tray	✓	✓	—
Adjustable wire shelf - number	—	—	2
Manual defrost	✓	✓	✓

CS5533AP

**Compact static model
with useful 50/50
split between fridge
and freezer**

8.4 cu.ft

Fridge 4.8/Freezer 3.6 cu ft

H 153.5cm W 54.5cm D 60cm



White

CS5533APW



CS5342AP

**Smallest static
combi fridge freezer
in the range**

7.4 cu.ft

Fridge 5.1/Freezer 2.3 cu ft

H 134cm W 54.5cm D 60cm



White
CS5342APW



Silver
CS5342APS



CT5381AP

**55cm Top mounted fridge
freezer with largest freezer
capacity in its class**

7.7 cu.ft

Fridge 5.0/Freezer 2.7 cu ft

H 138cm W 54.5cm D 60cm



White
CT5381APW





A+



TLD673AP

The largest capacity tall larder fridge in the range with stored water dispenser

13.0 cu.ft

H 173cm W 60.5cm D 60cm

-  White
TLD673APW
-  Silver
TLD673APS



Matches TFF673AP Tall Freezer

Main Features	Larder Fridges		
	TLD673AP	TL577AP	TL546AP
Energy rating	A+	A+	A+
Reversible doors	✓	✓	✓
Auto defrost	✓	✓	✓
Chiller zone for fresh meat and fish	✓	–	–
Glass full depth shelves - number	5	5	5
Large salad crisper	✓	2	✓
Full width chrome rack	✓	✓	✓
Stored water dispenser, 2.2L capacity	✓	–	–



TL577AP

Tall and slim larder fridge

11.1 cu.ft

H 177cm W 54.5cm D 60cm

 White
TL577APW



Matches TFF577AP Tall Freezer



TL546AP

Compact larder fridge

9.2 cu.ft

H 145.5cm W 54.5cm D 60cm

 White
TL546APW
 Silver
TL546APS



Matches TFF546AP and TF546AP



Main Features	Tall Freezers			
	TFF673AP	TFF577AP	TFF546AP	TF546AP
Energy rating	A+	A+	A+	A+
Frost free - no defrosting needed	✓	✓	✓	Static
Freeze Guard operates in ambient temperatures down to -15°C	✓	✓	✓	✓
Reversible door	✓	✓	✓	✓
Indicator light display	✓	–	–	–
Fast freeze	✓	✓	✓	✓
Number of compartments	7	8	5	5
Ice bank slimline tray	✓	✓	✓	✓
High temperature warning light	✓	–	–	–



Freezer Guard Technology

Our electronic temperature control system ensures the freezer carries on working even when ambient temperatures drop as low as -15°C. As well as giving you peace of mind, it allows you to locate your freezer and frost-free fridge freezer anywhere in the home, giving you extra storage space ideal for Christmas and large families.



TFF673AP

The largest capacity tall freezer with 7 spacious compartments including 'Fast Freeze'

8.5 cu.ft

H 173cm W 60.5cm D 60cm



White
TFF673APW



Silver
TFF673APS



Matches TLD673AP Tall Fridge



TFF577AP

Tall and slim freezer with 8 spacious compartments including 'Fast Freeze'

7.7 cu.ft

H 177cm W 54.5cm D 60cm



Matches TL577AP Tall Fridge



TFF546AP

55cm Frost Free compact freezer with 5 spacious compartments

7.0 cu.ft

H 145.5cm W 54.5cm D 59.5cm



Matches TL546AP Larder



TF546AP

55cm Compact freezer with 5 spacious compartments

7.4 cu.ft

H 145.5cm W 54.5cm D 59.5cm



Matches TL546AP Larder



Chest Freezers

Main Features	CF1300AP	CF1100AP	CF393AP
Energy rating	A+	A+	A+
Operates in ambient temperatures down to -15°C	✓	✓	✓
Fast freeze	✓	✓	✓
Wire baskets	3	2	1
High temperature warning light	✓	✓	✓
Adjustable thermostat	✓	✓	✓
Counter-balanced lid with metal hinges	✓	✓	✓
Interior light	✓	✓	—
Lockable lid	✓	✓	—

CF1300AP

Extra large capacity chest freezer with counter balanced door, interior light and 'Fast Freeze'

13.2 cu.ft

H 86cm W 128.5cm D 72.5cm

White
CF1300APW



Freezer Guard Technology

Our electronic temperature control system ensures the freezer carries on working even when ambient temperatures drop as low as -15°C. As well as giving you peace of mind, it allows you to locate your freezer and frost-free fridge freezer anywhere in the home, giving you extra storage space ideal for Christmas and large families.





CF1100AP

**Large capacity chest freezer
with 'Fast Freeze'**

11.0 cu.ft

H 86cm W 110cm D 72.5cm



White
CF1100APW



Silver
CF1100APS



CF393AP

**Convenient size chest freezer
with 'Fast Freeze'**

3.6 cu.ft

H 86cm W 53.5cm D 61cm



White
CF393APW



Silver
CF393APS



Under the Counter

Main Features	UL584AP	UR584AP	UR483AP	UL483AP
Energy rating	A+	A+	A+	A+
Fridge				
Reversible door	✓	✓	✓	✓
Auto defrost	✓	✓	–	✓
Glass full depth shelves – number	3	2	3	3
Glass half depth shelves – number	1	1	–	–
Large salad crisper	✓	✓	✓	✓
Full width chrome wire rack for 4 bottles	✓	–	–	–
Full width door bottle racks	✓	✓	✓	✓
Manual defrost freezer compartment	–	4 Star	Ice Making Compartment only	–

UL584AP

4.8 cu ft gross capacity

Larder fridge

H 84cm W 54.5cm D 59.5cm

White
UL584APWSilver
UL584APS

A+





UR584AP

4.5 cu ft gross capacity

Fridge with four star freezer

H 84cm W 54.5cm D 59.5cm



White
UR584APW



Silver
UR584APS



UR483AP

3.2 cu ft gross capacity

Fridge with Ice Making
Compartment

H 82cm W 47.5cm D 53cm



White
UR483APW



UL483AP

3.2 cu ft gross capacity

Larder fridge

H 82cm W 47.5cm D 53cm



White
UL483APW



**UFF584AP****3.1 cu ft gross capacity****Frost free freezer****H 84cm W 54.5cm D 59.5cm**

White
UFF584APW


Main Features	Under the Counter		
	UFF584AP	UF584AP	UF483AP
Energy rating	A+	A+	A+
Freezer			
Freeze Guard operates in ambient temperatures down to -15°C	✓	✓	✓
Frost free	✓	Static	Static
Reversible door	✓	✓	✓
Fast freeze	✓	✓	—
Number of compartments	3	3	3
Transparent plastic fronts	✓	✓	✓
Ice bank slimline tray	✓	✓	—



UF584AP

3.6 cu ft gross capacity

Freezer

H 84cm W 54.5cm D 59.5cm



White
UF584APW



Silver
UF584APS



UF483AP

2.6 cu ft gross capacity

Four star freezer

H 82cm W 47.5cm D 53cm



White
UF483APW



Beko Washing Machines Designed to Suit Your Needs

Designed for modern living, Beko washing machines combine outstanding performance with style. With a wide choice of capacities from small to large, a range of time-saving and innovative programmes combined with clever features, there is a Beko washing machine built to suit your kitchen or utility room.



High Energy Efficiency across the range

All Beko washing machines are '**A+**' energy rated (or better), helping you save money by achieving **significant energy savings** compared with 'A' energy rated models.

Our 8kg Excellence washing machine ECO WMB81445L achieves an amazing 'A++' which saves you 50% energy compared to 'A' rated models.



Choose the Capacity You Need From 5kg to 9kg



Low capacity washing machines are perfect for small households. They take a full load easily while saving time and money by using less water and energy.

Families may consider capacities from medium up to extra large for the convenience of washing larger loads less often. They also enable large items like duvets and bed linen to be washed.

You can reduce tangling by opting for a larger drum size. With more space for clothes to move around, tangling is reduced.



Choose the Spin Speed You Want - Up To 1600rpm

Beko washing machines offer a wide range of spin speeds up to **1600rpm**. The higher the spin speed, the greater the amount of water extracted from the clothes, it results in shorter drying times whilst increasing energy efficiency.

Most washing machines automatically select the spin speed suitable for the selected programme. However you also have the option to choose lower speeds to prevent damage when washing delicate clothing but still giving a great wash performance.

When Speed is a Must - Wash and Dry in Just Under an Hour



Xpress 14

Super Fast
Wash Programme

Model ECO WMB81445L (p.111)



Xpress 45

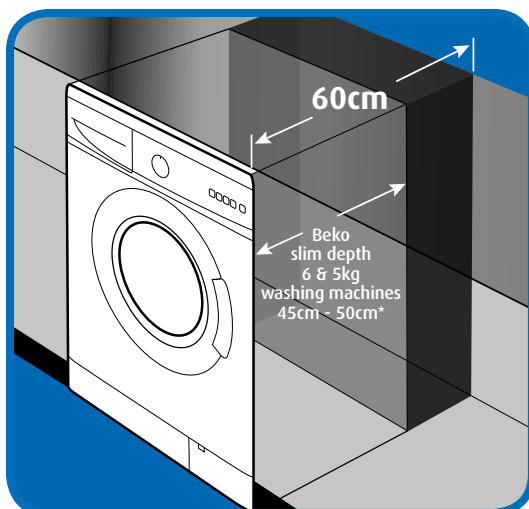
Super Fast
Dry Programme

Model DPU8360 (p.121)



Pet Hair Reduction Function - WMB61631

Select the Pet Hair Reduction function and your machine will add pre-wash and additional rinsing to the normal cycle. In this way, more pet hair is removed from your laundry in an effective way solving one of the main problems of all pet lovers.



Slim Depth for Easy Installation in Tight Spaces

Beko features a range of slim depth models for tight spaces and cupboards. Available for 6 and 5kg models it will ensure a flush finish with kitchen units.

*6 & 5kg capacity -
45/50cm slim depth

Doing the Laundry with Beko

Beko washing machines combine innovative programmes with clever features and options to give you complete control over your laundry tasks.

They also feature special programmes to meet any of your laundry care requirements. Our range makes life easier and gives you freedom to enjoy other things.



Programmed to Save Energy



Eco Clean 20 Programme

An environmentally friendly programme that washes 3.5kg of lightly soiled clothing at 20°C. It will save you up to 70% energy compared to the Synthetic 40 programme.



30°C Wash

To save energy, Beko recommends a wash temperature of 30°C. Modern detergents wash just as effectively at low temperatures.



A Class 40 / Cotton Eco

Ensures 'A Class' washing results even at 40°C by increasing duration of washing. It can be used as an alternative to a Cotton 60 programme, especially for laundry not suitable for higher temperatures.

Automatic Half Load

Water levels are automatically reduced when half or smaller loads are washed.



Programmed to Save Time



Quick Wash Function

For lightly soiled garments that require refreshing. After a day at work or a night out, you can quickly revive your clothes, saving time and energy.



Time Saver Programme

This programme is ideal for lightly soiled clothes worn once.



Time Delay

Select that option and set time to wash at a time convenient to you.



Programmed to Protect



Hand Wash Programme

Use Beko's Hand Wash Programme for your most delicate fabrics such as silk and those with 'hand wash' labels. The gentle programme moves clothes lightly through the cycle and uses minimal water to avoid shrinkage.



Wool Programme

All your 'extra care' clothes, can be washed with this programme. It reduces the rotation speed so the clothes are moved gently through the water to avoid stretching.



Sports Programme

Designed for lightly soiled synthetic/cotton blended gym clothes. Cleans with gentle drum movement and spins at no more than 800 rpm to ensure clothes do not lose their elasticity.



Shirt Programme

Devised for shirts that are worn for a day - washes at 40°C and spins at a gently increasing speed with an extended gentle tumble phase to minimise creasing for easier ironing and gentle fabric care.



Mixed Fabrics Programme

With this programme there is no need to separate cotton and synthetic clothing.



Dark Care

To help protect dark coloured clothes to retain their colour for longer and ensure that powdery detergent deposits are not left on the clothes after washing.



Baby & Toddler Programme

Specially designed to care for baby and toddler clothing. Extends washing time and applies extra rinsing to avoid any allergy problems with sensitive skin.



Duvet Washing

A wash cycle devised for the requirements of a double duvet or larger size.



Programmed for Extra Care



Self Clean Programme

Enables the tub and drum to be cleaned - operates the machine without laundry.



Extra Rinse

Useful for people with sensitive skin who could be affected by traces of detergent left on clothes. An extra rinse is added to the rinsing cycles of the main wash cycle.



Anti Crease

To prevent creasing, a higher water level is used for washing to ensure clothes are fully submerged, and the spin speed and the drum movement are reduced.



Rinse Hold

When clothes are not required to be unloaded immediately after the programme has finished, they are held in the last rinsing water to prevent creasing.



Pre Wash

Only required for heavily soiled laundry. The programme gives clothes an extra wash before the main cycle to loosen any dirt. This function uses more energy, water, detergent and time.

Programmed for Safety



Child Safety

Activating the Child Safety Lock prevents accidental pressing of buttons that might change the wash options selected.

Unbalanced Load Protection

Electronic monitoring detects unbalanced loads and prevents excessive vibration that can cause the machine to move around, especially on wooden and wood effect floors.

Excellence range

The Ultimate in Performance, Convenience and Energy Efficiency

The **Excellence Range** from Beko gives the performance, convenience and flexibility you have always wanted from a washing machine. Using innovative engineering and expertise, Beko has developed a range of models featuring special programmes and user friendly features and functions to help make your life easier while giving you full control of your laundry tasks.

Discover the range and see how it achieves true '**Excellence**'.



High Energy Efficiency across the range

All washing machines in the '**Excellence**' range are '**A+** energy rated (or better), helping you save money by achieving up to **significant energy savings** compared with 'A' energy rated models.



Eco Clean 20 Programme

An environmentally friendly programme that washes 3.5kg of lightly soiled clothing at 20°C. **It will save you up to 70% energy compared to Synthetic 40 programme.**



Market leading energy efficient washing machine ECO WMB81455L – Two washes for the price of one

Our 8kg Excellence washing machine has an 'A++' energy rating and is 50% better than A class.



50% better than
'A' class





Large Load Capacities

Available in 9, 8 and 7kg* models, 'Excellence' washing machines allow you to wash larger loads less often, making your life easier by saving you time as well as water and energy.



Interactive LCD Display

Easy-to-view and easy-to-use, the LCD display allows you to monitor the progress of your wash programme. As well as displaying the time remaining of the chosen programme, it allows you to select and change the temperature and spin speed for each programme, set a time delay or add any options to complete the cycle.



Extra Large Door

For easy loading and unloading of even large items like duvets or bed linen sheets.



Innovative Programmes

Beko washing machines feature innovative programmes to help protect your clothes and minimise the cost of laundry.

Additional clever programmes and functions will give you flexibility and full control over your laundry needs.**



Daily Quick Programme

Unique to Beko, this programme can save over 50% in time compared to the normal cotton programme. A full load of lightly soiled clothing can be washed in under 39 minutes***. The interactive LCD display allows the user to choose any temperature from cold to 90°.



Xpress Super Short - 14 Minutes Wash - Unique to Excellence

2kg of lightly soiled clothing can be washed in just 14 minutes***.



Duvet Washing

A wash cycle devised for the requirements of a double duvet.



Dark Care

To help protect dark coloured clothes to retain their colour for longer and ensure that powdery detergent deposits are not left on the clothes after washing.



Self Clean Programme

Designed to enable the tub and drum to be cleaned - operates the machine without laundry.

*7kg models are from 1400 rpm spin speed.

**Please refer to individual models for more information or visit our website www.beko.co.uk.

***Duration dependant on water temperature and other factors.

Laundry

Washing Machine

Large Capacity

9kg



The Fastest 9kg Model on the Market

- Super Fast - 10 T-shirts equivalent of 2kg washed in 14 minutes
- 12 pairs of jeans washed in one load
- Ideal for large items like duvets



Main Features	WMB91442L	WMB91242L
Energy/Washing/ Spin performance	A++AB	A++AB
Spin speed	1400	1200
Interactive LCD Display for spin speed, temperature, time delay, time remaining & function selection	✓	✓
16 main programmes	✓	✓
5 extra functions: pre-wash, extra rinse, rinse hold, anti-crease & Quick Wash	✓	✓
Fast wash 14 min programme (for 2kg load)	✓	✓
Full load wash - Daily Quick	28 min	39 min
Extra large porthole door	Chrome	Chrome
Automatic water level reduction for half load or small loads	✓	✓
Water consumption (litres)	58	53

Excellence range



WMB91442L

Large 9kg washing machine with 1400 rpm spin speed and duvet programme

H 85cm W 59.5cm D 62cm



White

WMB91442LW

A++



Excellence range



WMB91242L

Large 9kg washing machine with 1200 rpm spin speed and great energy saving programme

H 85cm W 59.5cm D 62cm



White

WMB91242LC



Black

WMB91242LB

A++



Eco Clean 20 -
Saving up to 70% energy*

*When compared to synthetic 40° programme.

Laundry

Washing Machine

Large Capacity

8kg



Main Features	ECO WMB81445L	WMB81241L
Energy/Washing/ Spin performance	A+++AB 50% better than A energy class	A+AB 10% better than A energy class
Spin speed	1400	1200
Interactive LCD Display for spin speed, temperature, time delay, time remaining & function selection	✓	✓
16 main programmes	✓	✓
5 extra functions: pre-wash, extra rinse, rinse hold, anti-crease & Quick Wash	✓	✓
Fast wash 14 min programme (for 2kg load)	✓	✓
Daily Quick programme (for lightly soiled full load)	28 min	39 min
Extra large porthole door	✓	✓
Automatic water level reduction for half load or small loads	✓	✓
Water consumption (litres)	48	50

Excellence range



ECO WMB81445L

8kg washing machine with 1400 rpm spin speed and high energy rating

H 85cm W 59.5cm D 59.5cm

White
ECO WMB81445LW



50% better than 'A' class



Excellence range



WMB81241L

Large 8kg washing machine with 1200 rpm spin speed and great energy saving programme

H 85cm W 59.5cm D 54cm

White
WMB81241LW
Black
WMB81241LB
Silver
WMB81241LS



MARKET LEADING ENERGY EFFICIENT WASHING MACHINE

Two washes for the price of one
50% better than 'A' energy class



Eco Clean 20 -
Saving up to 70% energy*



Excellence range



Main Features

	WMB71642	WMB71442	WMB71231
Energy/Washing/ Spin performance	A++AA	A++AB	A+AB
Interactive LCD display for spin speed, temperature, time delay, time remaining and function setting	✓	✓	–
LED display for time remaining and time delay	✓	✓	✓
LED progress indicator lights	–	–	✓
Variable spin speed and temperature	✓	✓	✓
16 main programmes including: dark care, fast wash, baby & toddler, mixed fabrics	✓	✓	11 programmes
5 extra functions: pre-wash, extra rinse, rinse hold, anti-crease & Quick Wash	✓	✓	–
4 extra functions: pre-wash, extra rinse, rinse hold & Quick wash	–	–	✓
39 minutes Daily Quick programme (for lightly soiled full load)	✓	✓	–
Large porthole door with wide opening	✓	✓	✓
Slim depth for easy installation and flush finish with kitchen units	✓	✓	✓
Automatic water level reduction for half load or small load	✓	✓	✓
Water consumption (litres)	41	41	41

WMB71642

7kg washing machine with 1600 rpm high spin speed and great energy saving programme

H 85cm W 59.5cm D 54cm

-  White
WMB71642W
-  Silver
WMB71642S



**Eco Clean 20 -
Saving up to 70% energy***

*When compared to Synthetic 40° Programme.

Excellence range



WMB71442

7kg washing machine with 1400 rpm spin speed and Time Delay function

H 85cm W 59.5cm D 54cm

White
WMB71442W

Silver
WMB71442S



WMB71231

7kg washing machine with 1200 rpm spin speed and automatic half load

H 85cm W 59.5cm D 54cm

White
WMB71231W

Black
WMB71231B

Silver
WMB71231S



Laundry

Washing Machine

Medium Capacity

6kg



Slim Depth Models

All Beko 6kg models have a 45cm or 50cm depth for easy installation in tight spaces

Main Features	WMB61631	WMB61431	WMB61221
Energy/Washing/Spin performance	A+AA	A+AB	A+AB
LED digital display for time remaining	✓	✓	—
LED progress indicator lights	✓	✓	✓
Time delay	up to 19 hours	up to 19 hours	3, 6 and 9 hours
Variable spin speed and temperature	✓	✓	✓
11 main programmes including: dark care, Time Saver, baby & toddler, mixed fabrics	✓	✓	✓
Pre-wash, rinse hold & Quick Wash	✓ (Plus pet hair reduction)	✓ (Plus extra rinse)	✓
Large porthole door with wide opening	✓	✓	✓
Slim depth for easy installation and flush finish with kitchen units	✓	✓	✓
Automatic water level reduction for half load or small loads	✓	✓	✓
Water consumption (litres)	40	40	40



Pet Hair Reduction Function



Offers more intense wash and rinse cycles to ensure that more pet hairs are removed from laundry



WMB61631

6kg washing machine with 1600 rpm high spin speed and special care programme

H 85cm W 59.5cm D 50cm

White
WMB61631W

Silver
WMB61631S








WMB61431

6kg washing machine with
1400 rpm spin speed and
easy to use LED display

H 85cm W 59.5cm D 45cm

-  White
WMB61431W
-  Silver
WMB61431S
-  Black
WMB61431B



WMB61221

6kg washing machine with
1200 rpm spin speed and
Time Saver programme

H 85cm W 59.5cm D 45cm

-  White
WMB61221W
-  Silver
WMB61221S





Slim Depth Models

All Beko 5kg models have a 45cm depth for easy installation into tight spaces

Main Features	WMB51221	WMB51021	WM5102
Energy/Washing/ Spin performance	A+AB	A+AC	A+AC
Large porthole door	✓	✓	✓
11 main programmes including: dark care, time saver, baby & toddler, mixed fabrics	✓	✓	✓
Slim depth for easy installation and flush finish with kitchen units	✓	✓	✓
LED progress indicator lights	✓	✓	✓
Automatic water level reduction for half load or small loads	✓	✓	✓
Time delay (3, 6, 9 hours)	✓	✓	✓
Variable spin speed and temperature	✓	✓	—
4 extra functions: pre-wash, Quick Wash, rinse hold	✓	✓	✓
Water consumption (litres)	33	33	33



WMB51221

**5kg washing machine
with 1200 rpm spin
and time saver
programme**

H 85cm W 59.5cm D 45cm

White
WMB51221W

Silver
WMB51221S





WMB51021

**5kg washing machine
with up to 1000 rpm
variable spin speed
and time delay
function**

H 85cm W 59.5cm D 45cm



White
WMB51021W



WM5102

**5kg washing machine
with up to 1000 rpm
variable spin speed
and temperature**

H 85cm W 59.5cm D 45cm



White
WM5102W



Beko Tumble Dryers

Pick The Perfect Partner For Your Washing Machine

Simple and easy to operate, Beko tumble dryers have all the features to save you time and money. They are designed to complement Beko washing machines. Whether located in kitchen or utility room, there is a model to partner your washing machine.



Vented or Condenser?

To prevent damage to furnishings and decorations, the moisture extracted by tumble drying must be removed from the air. This is achieved either by venting to the outside of the building or by condensing and collecting the water in a tank within the dryer.



Vented Tumble Dryers

Choose a vented tumble dryer if you can position the dryer against an outside wall and can create an aperture through a wall or window.



Condenser Tumble Dryers

Choose a condenser tumble dryer if you require the freedom to position the dryer anywhere in the room, not necessarily against an outside wall.

Capacity

The Beko tumble dryers range features new larger capacity models to meet any individual requirements and needs.

6 kg

7 kg

8 kg

9 kg



Improved Product Design

New style round door - condensor models

For easy loading and unloading of even large items like duvets or bed linen sheets.

Anti-tangling (all tumble dryers)

Drum paddle design minimises tangling of large items such as bed sheets.

Spill protection (selected condenser models only)

Beko offer the biggest water tank capacity on the market.

- Conveniently positioned for easy access
- Indicator light shows when water tank full
- Easy to empty with reduced risk of spillage while carrying





Improved Energy Efficiency

All new Beko condenser sensor tumble dryers are at least **'B' energy rated** for low energy consumption



Sensor Drying on Condenser Models

The machine senses the level of dryness required for the load and will automatically stop once the level has been achieved.



'DRY & SAVE' (Heat Pump) Technology

Beko introduces the new 'Dry and Save' tumble dryer **DPU8360**. Using the heat pump technology, the model will reduce energy consumption by reusing heat from the extracted warm, damp air to continue drying the load. **Even more, being 'A+' energy rated, it will be 50% more efficient than a C-rated model** meaning that you can save around £35 a year in electricity. The 'Dry and Save' tumble dryer will also give you the benefits to dry delicate garments such as woollens and silks while keeping fabrics soft and minimising creasing.



Programmes and Features



Xpress 35 Programme

Dry 2kg of laundry in just 35 minutes.



Jeans Programme

For drying thicker fabric areas such as the seams on jeans.



Shirt Programme

Gentle drying to prolong life of your shirts and to reduce creasing.



Time Delay

Dry at a time convenient for you or when electricity cost rates are lower.



Automatic Anti-Crease Feature

The drum will rotate every 60 seconds to prevent creasing (up to a maximum of two hours) if the laundry is not immediately taken out of the tumble dryer.



Reverse Drum Action

Drum rotates in both directions to minimise creasing of clothes.



Child Safety

The control panel can be locked to prevent the chosen programme being changed by children or accidental contact.

Auto Cooldown Phase

The dryer blows cool air into the drum just before the end of the cycle so the clothes are not too hot to handle when unloading the machine.



Main Features	DCU9330	DPU8360	DCU8230
Capacity	9kg	8kg	8kg
Energy rating	B	A+ (30% better than 'A' class)	B
Sensor programmes including babycare, sport, mixed fabrics and daily programmes	14	14	10
Timed programmes up to 160 mins	✓	✓	Up to 60 mins
Automatic anti-creasing	✓	✓	✓
Large round porthole door	✓	✓	✓
LCD with time remaining display	✓	✓	—
Time delay	24 hours	24 hours	3, 6 and 9 hours
Special Xpress, jeans & shirts programmes	✓	✓	✓
Easily accessible filter	✓	✓	✓
Large 4.8 litre water tank	✓	✓	✓
Indicator light for water tank full	✓	✓	✓
Indicator light for dryness level & filter cleaning	✓	✓	✓
Indicator lights for drying & end of cycle	✓	✓	✓
End of cycle indicator & buzzer	✓	✓	✓
Auto Cooldown phase	✓	✓	✓
Reverse action drum	✓	✓	✓
Child safety	✓	✓	✓



DCU9330

9kg Condenser sensor tumble dryer with LCD display

16 programmes

H 85cm W 59.5cm D 60cm

White
DCU9330W



Special programmes are featured for full control of your laundry tasks

- Baby care
- Mixed fabrics
- Sports
- Daily





'Dry and Save'
A+ energy rated -
(30% better than A class)

Using half the energy of an average condenser tumble dryer to give you the benefit of half price drying compared to 'C' class dryer



DPU8360

8kg 'Dry and Save' condenser sensor tumble dryer with LCD display

16 programmes

H 85cm W 59.5cm D 60cm

White
DPU8360W

A+

30% better than 'A' class



DCU8230

8kg Condenser sensor tumble dryer with time delay function

15 programmes

H 85cm W 59.5cm D 60cm

White
DCU8230W

B



'Dry and Save' benefits

- Dry delicate garments using low temperatures
- Keep the fabrics soft
- Minimises creasing



Main Features	DCU7230	DC7110	DCU6130
Capacity	7kg	7kg	6kg
Energy rating	B	C	B
Sensor programmes	10	–	10
Special Xpress, jeans & shirts programmes	✓	–	✓
Timed programmes	5	Up to 150 mins	5
Automatic anti-creasing	✓	✓	✓
Large porthole door	✓	✓	✓
Time delay	3, 6 and 9 hours	–	–
Easily accessible filter	✓	✓	✓
Large water tank	✓	✓	✓
Indicator light for water tank full	✓	✓	✓
Indicator light for filter cleaning	✓	✓	✓
Indicator light for dryness level	✓	–	✓
End of cycle indicator & buzzer	✓	–	✓
Auto Cooldown phase	✓	✓	✓
Reverse action drum	✓	✓	✓
Child safety lock	✓	✓	✓



DCU7230

7kg Condenser sensor tumble dryer with time delay option

15 programmes

H 85cm W 59.5cm D 54cm

White
DCU7230W

Black
DCU7230B

Silver
DCU7230S





DC7110

**7kg Condenser tumble dryer
with time control knob**

8 programmes

H 85cm W 59.5cm D 54cm

White
DC7110W



DCU6130

**6kg Condenser sensor
tumble dryer with easy to
use LED programme progress
indicator lights**

15 programmes

H 85cm W 59.5cm D 54cm

White
DCU6130W

Silver
DCU6130S

Black
DCU6130B





Main Features	DRVS73	DRVS62	DRVT61
Capacity	7kg	6kg	6kg
Energy rating	C	C	C
Large porthole door	✓	✓	✓
Number of programmes	10 sensor, 5 timed	6 sensor, 5 timed	8 timed
Special programmes for rapid dry, jeans & shirts	✓	—	—
Time delay	3, 6 and 9 hours	—	—
Timed drying up to 130 minutes	Up to 60 min	Up to 60 min	✓
Automatic anti-creasing	✓	✓	✓
Indicator lights for drying, end of cycle & filter cleaning	✓	✓	✓
Indicator light for dryness level	✓	✓	—
Indicator light for programme progress	✓	✓	✓
End of cycle buzzer	✓	✓	—
Auto Cooldown phase	✓	✓	✓
Reverse action drum	✓	✓	✓
Child safety lock	✓	✓	✓
Easily accessible filter	✓	✓	✓

DRVS73

7kg Vented sensor tumble dryer with special programmes for your laundry care

15 programmes

H 85cm W 59.5cm D 54cm

White
DRVS73W





DRVS62

**6kg Vented sensor tumble dryer
with easy to use LED programme
progress indicator lights**

11 programmes

H 85cm W 59.5cm D 54cm

 White
DRVS62W

 Silver
DRVS62S



DRVT61

**6kg Vented tumble dryer
with timer control knob**

8 programmes

H 85cm W 59.5cm D 54cm

 White
DRVT61W



Beko Dishwashers

A Quick, Clean and Quiet Performance

Designed to provide high quality and performance, Beko dishwashers are perfect for any kitchen. Whether you choose a full size or slimline model, the range is packed with special programmes, great features and storage solutions that will help you save time and money. The design will also complement your other Beko appliances to make a real style statement in the kitchen.



'AAA' Rating

With 'AAA' rating for energy efficiency, cleaning performance and drying effectiveness, Beko dishwashers provide great performance with minimal energy consumption.



'Quick and Clean'- 'A' Rated Wash Performance in 58 minutes

Beko provides world class performance with this innovative programme. It will wash and dry in just 58 minutes, giving you perfect results every time. The 'A' rated programme makes life easier and more economic helping you save time and water.



6 Litre Consumption

Lowest water consumption on the market. Beko DSN6839 dishwasher uses only 6lt of water to wash 13 place settings of dishes.



Storage Solutions

Removable Sliding Cutlery Basket

The basket readily slides from left to right allowing dishes and pans to be more effectively loaded. It can also be removed to make space for larger items.

Easy Load Upper Basket

Thanks to the Acrobat System, the height of the upper basket can be easily changed, even when fully loaded, to create extra space for larger dishes and pans*.

Folding Plate Racks

Plate racks can be folded aside to allow large dishes and pans to be accommodated.

Angle Adjustable Tines

Small plastic containers and cups or delicate glasses like champagne flutes can now be secured on the upper basket. They are trapped using the angle adjustable tines to prevent them from flipping over**.



* On selected models.

** On DSN6830 and DSN6839.



Low Noise Level

With the noise level reduced from 54dBA to **49dBA**, Beko dishwashers are **68%** quieter than previous models. Beko dishwasher range is unique in the market offering the lowest noise level across the category.

Special Programmes



Rapid 30

Quick 30 minute programme for normal soiled items.



Economy

Economic programme for lightly soiled dishes.



Intensive

For heavily soiled dishes.



Active Wash

Wash both pots, pans and delicate glasses in the same cycle.



Pre-Wash

Rinses heavily soiled items and loosens residues.

Features and Functions



Half load option

To save time and money.



Time Delay

To wash at any convenient time. Up to 9 hours.

Salt and Rinse Aid Indicator Lights

Tells you when to replenish the salt or rinse aid.

Water Softening System

Adjustable to the water hardness in your area.

Flood Protection System

The dishwasher will not operate if an internal leak is detected.





Main Features	DSFN6830	DSFN6830	DSFN1532
Energy/Washing/ Drying performance	A+AA	A+AA	AAA
Place setting capacity	13	13	12
Number of programmes	8	8	5
Number of wash temperatures	6	6	4
Water Consumption	6	10	15
Interactive LCD display with time remaining & 9 hour time delay	✓	✓	–
Quick Clean 58 min 'A' rated wash for full load	✓	✓	✓
Auto sense programme	✓	✓	–
Combi tablet button	✓	✓	–
Hygiene programme	✓	✓	–
Hot air drying	–	–	✓
Turbo fan drying	✓	✓	–
Noise level	43	44	49
Height adjustable upper basket - loaded	✓	✓	✓
Folding cup racks on upper basket	✓	✓	✓
Removable cutlery basket	✓	✓	✓
Folding plate supports in lower basket	✓	✓	✓
Half load option	✓	✓	✓
Salt & rinse aid indicator lights	✓	✓	✓
Wash, dry & end programme sequence indicator lights	✓	✓	✓



DSFN6839

**Full size premium dishwasher with
the lowest water consumption on the
market**

13 place setting & third cutlery basket

H 85cm W 60cm D 60cm

White
DSFN6839W

**A+
AA**

6lt

**quick
clean**

auto

**1/2
LOAD**

mute

pause

glass



**Whisper quiet
performance of
just 43dBa**



Auto-Sense Programme

Senses dirt level of load and selects appropriate programme



DSFN6830

Full size premium dishwasher with 8 programmes and LCD control display

13 place setting & half load

H 85cm W 60cm D 60cm

-  White
DSFN6830W
-  Black
DSFN6830B
-  Silver
DSFN6830S



- Combi tablet button for extra care
- Hygiene programme - with hot prewash and intermediate rinse at 50°C

DSFN1532

Full size dishwasher with 5 programmes

12 place setting & half load

H 85cm W 60cm D 60cm

-  White
DSFN1532W
-  Black
DSFN1532B
-  Silver
DSFN1532S



Sleek slimline fascia panel with electronic control



Main Features	DWD5412	DWD4312
Energy/Washing/ Drying performance	AAA	AAA
Place setting capacity	12	12
Number of programmes	5	4
Number of wash temperatures	4	4
Quick & Clean 58 min 'A' rated wash for full load	✓	✓
Hot air drying	✓	✓
Noise level	49	49
Height adjustable upper basket	✓	✓
Folding racks on upper basket	✓	✓
Removable cutlery basket	✓	✓
Folding plate supports in lower basket	✓	✓
Salt & rinse aid indicator lights	✓	—
Wash, dry & end programme sequence indicator lights	✓	✓





DWD5412

Full size dishwasher with
5 programmes and salt
and rinse aid indicator light

12 place setting

H 85cm W 60cm D 60cm

White
DWD5412W

Silver
DWD5412S



DWD4312

Full size dishwasher
with 4 programmes

12 place setting

H 85cm W 60cm D 60cm

White
DWD4312W

Silver
DWD4312S





Main Features	DSFS1531	DE2542F
Energy/Washing/ Drying performance	AAA	AAA
Place setting capacity	10	10
Number of programmes	5	5
Quick & Clean 58 min 'A' rated wash for full load	✓	✓
4 wash temperatures	✓	✓
49 dba noise level	✓	✓
Half load option	✓	✓
Height adjustable upper basket	✓	✓
Folding racks on upper basket	✓	✓
Removable cutlery basket	✓	✓
Folding plate supports in lower basket	✓	✓
Wash, dry & end programme sequence indicator lights	✓	✓
Indicator lights for salt & rinse aid	✓	✓
Hot air drying system	✓	✓



Sleek slimline
fascia panel with
electronic control



DSFS1531

**Slimline dishwasher
with 5 programmes**

10 place setting

H 85cm W 45cm D 60cm

 White
DSFS1531W

 Black
DSFS1531B

 Silver
DSFS1531S



DE2542F

**Slimline dishwasher
with 5 programmes**

10 place setting

H 85cm W 45cm D 60cm

 White
DE2542FW

 Silver
DE2542FS



Market Leading Loading Capacity in Slimline Dishwashers

With the 10 place setting capacity, the DSFS1531 and DE2542F slimline models are the market leader in their class. Specially designed for tight spaces, it will complement your kitchen without compromising style and design.



For further information about our products visit:

www.beko.co.uk

www.beko.ie

Beko plc continuously seek improvements in specification, design and production of products and thus alterations take place periodically. Whilst every effort is made to produce up-to-date literature, this brochure should not be regarded as an infallible guide to current specification, nor does it constitute an offer for the sale of any particular appliance.

Built-in Appliances

Pages 132 - 139

Cooking

Pages 140 - 144

Refrigeration

Pages 145 - 153

Laundry & Dishwashers

Pages 154 - 159

Beko Built-in Ovens

General Features	ODF22300/ODF21300	OTF22300	OIM22500
Oven Type	Built-in Double Oven	Built-in under Double Oven	Built-in Single Oven
Timer Type	4 button LED	5 button LED	2 button LED
Push in/Push out control knobs	–	–	✓
Function	LED oven programmer	Clock and oven programmer	Electronic Animated Timer
Glass control panel	–	–	–
Power (kW)	4.2	4.6	3.1
Top Cavity			
Top Oven Type	Conventional	Conventional	–
Energy Rating	A - 20%	A - 20%	–
Grill	✓	✓	–
Grill Type	Integrated in the Oven	Integrated in the Oven	–
Fully Variable Grill	✓	✓	–
Grill Power (kW)	2.2 variable	2.2 variable	–
Volume (litre)	35	30	–
Power (kW)	2.1	2.1	–
Door Opening	Drop down glass door	Drop down glass door	–
Interior Light	✓	✓	–
Interior Cleaning	Easy clean enamel	Easy clean enamel	–
Shelf Positions	2	2	–
Shelves	1	1	–
Main Cavity			
Oven Type	Fan Oven	Fan Oven	Multifunctional Oven
Fan oven element (kW)	1.8	1.8	1.8
Top element (kW)	–	–	1.1
Bottom element (kW)	–	–	1.2
Grill	–	–	✓
Grill Type	–	–	Integrated in the Oven
Fully Variable Grill	–	–	✓
Grill Power (kW)	–	–	2.2 variable
Grill Pan with Internal Rack	–	–	✓
Volume (litre)	65	45	65
Door Type	Double glazed full glass inner door	Double glazed full glass inner door	Quadruple glazed full glass inner door
Door Opening	Drop down	Drop down	Drop down
Oleophobic Nano Cleaning Technology for inner glass door	–	–	–
Horizontal easy grip door handle	✓	✓	✓
Interior Light	✓	✓	✓
Large Oven Viewing Window	✓	✓	✓
Oven Cleaning	Easy clean enamel	Easy clean enamel	Programmed pyrolytic cleaning
Removable catalytic back wall	–	–	–
Telescopic runner system	–	–	✓
Shelves	2	2	2
Shelf Positions	5	3	5
Energy Rating	A - 20% more efficient than A	A - 20% more efficient than A	A - 20% more efficient than A
Other Features			
Cooling fan	✓	✓	✓
Air cooled doors	✓	✓	✓
Oven Functions			
Pyro	–	–	✓
Eco Pyro	–	–	✓
Static Cooking	✓	✓	✓
Static + Fan Cooking	–	–	✓
Fan Heating	✓	✓	✓
Fan Defrost	✓	✓	✓
Fan Grilling	✓	✓	✓
Grill Cooking	✓	✓	✓
Half Grill Cooking	✓	✓	✓
Half Grill + Fan Cooking	–	–	–
3D Cooking	–	–	✓
Bottom and Fan Cooking	–	–	✓
Slow Cooking	–	–	✓
Warm Keeping	–	–	✓
Bottom Heater	✓	✓	✓
Dimensions & weights			
Net Weight (kg)	47	45	29
Gross Weight (kg)	51	48	35
Product height/width/depth (mm)	890 x 594 x 567	720 x 590 x 560	595 x 594 x 567
Carton height/width/depth (mm)	980 x 680 x 700	770 x 650 x 660	655 x 660 x 630
Consumption Values & Other Technical Specification			
CE Approved	✓	✓	✓
Installation			
Furniture Aperture height/width/depth - mm	880 x 560 x 550	700 x 560 x 580	595 x 560 x 550
EN60335-2-6 approved	✓	✓	✓

Beko Built-in Hobs

General Features	HII64400AT	HIC64402T	HIC64102
Type	Built-in Electric Hob	Built-in Electric Hob	Built-in Electric Hob
Fuel	Electric	Electric	Electric
Model	Ceramic Glass	Ceramic Glass	Ceramic Glass
Adjustable Flame settings	–	–	–
Cast Iron Pan Supports	–	–	–
Enamelled Pan Supports	–	–	–
Hob on indicator	✓	✓	✓
Timer	✓	✓	–
Location	Front Control	Front Control	Side Mounted
Type	Touch Control	Touch Control	Easy grip metal control knobs
Burners/Heating Zones			
Number Of Burners/Heating zones	4	4	4
Front left (kW)	2.0	2.2	1.7
Front left Rapidlite/Booster (kW)	2.3	0.75 (Dual Zone)	–
Front right (kW)	1.6	1.5	1.2
Front right Rapidlite/Booster (kW)	1.8	–	–
Rear left (kW)	2.0	1.2	1.2
Rear left Rapidlite/Booster (kW)	2.3	–	–
Rear right (kW)	2.0	1.7	1.7
Rear right Rapidlite/Booster (kW)	2.3	–	–
Central (kW)	–	–	–
Dimensions & weights			
Net Weight (kg)	14.4	12	10
Gross Weight (kg)	13.4	11	8
Product height/width/depth (mm)	10 x 580 x 510	55 x 580 x 510	95 x 580 x 510
Carton height/width/depth (mm)	170 x 680 x 650	145 x 665 x 585	145 x 665 x 585
Consumption Values & Other Technical Specification			
CE Approved	✓	✓	✓
PR EN 30-1-1	–	–	–
Installation			
Worktop cut out Width/depth (mm)	560 x 490	560 x 490	560 x 490
Total power load (kW)	7.2	6.7	5.8

Beko Built-in Hoods

General Features	HBG70	HB60P	HBV60
Type	Cooker Hood	Cooker Hood	Cooker Hood
Duct diameter (mm)	120-150	120-150	120
Number of speeds	3	3	3
Lamp (number Of 40W bulbs)	2	2	1
Capacity (m³/h)	400	400	210
Fan motor (W)	150	150	110
Number of Grease filters	2	2	2
Carbon Filters for recycling	✓	✓	✓
Dimensions & weights			
Net Weight (kg)	9.49	9.49	6.97
Gross Weight (kg)	7.42	7.42	6.25
Product height/width/depth (mm)	560-900 x 700 x 485	560-900 x 600 x 485	150 x 600 x 485-520
Carton height/width/depth (mm)	643 x 555 x 191	643 x 555 x 191	643 x 555 x 191

HIZE64101	HIMW7522S	HIMW64225S	HIZG64120
Built-in Electric Hob	Built-in Gas Hob	Built-in Gas Hob	Built-in Gas Hob
Electric	Gas	Gas	Gas
Sealed Plate	Gas Burner	Gas Burner	Gas Burner
-	✓	✓	✓
-	✓	✓	-
-	-	-	✓
✓	-	-	-
-	-	-	-
Side Mounted	Front Control	Front Mounted	Side Mounted
Easy grip metal control knobs	Easy grip metal control knobs	Easy grip metal control knobs	Easy grip metal control knobs
4	5	4	4
1.5	2.0	1.0	2.9
-	-	-	-
1.0	1.0	2.0	1.0
-	-	-	-
1.5	2.0	3.6 (wok)	2.0
-	-	-	-
2.0	2.9	2.0	2.0
-	-	-	-
-	3.6 (wok)	-	-
11	11.5	11.5	10.5
10	9.8	9.8	9.5
90 x 580 x 510	51 x 680 x 510	95 x 680 x 510	80 x 580 x 510
150 x 660 x 615	200 x 750 x 600	200 x 750 x 600	145 x 660 x 615
✓	-	-	-
-	✓	✓	✓
560 x 490	560 x 490	560 x 490	560 x 490
6.0	11.5	8.6	7.9

Beko Built-in Microwave

General Features	MWB2511
Type	Built-in Microwave Oven
3 auto step cooking	✓
5 Microwave Power Levels	✓
Defrost Function	✓
Quick Start	✓
Electronic Child Lock	✓
Grill Power (kW)	1.2
Power (kW)	0.9
Volume (litre)	25
Microwave power levels	5
Defrost function	✓
Digital programmer	✓
Door Type	Glass
Door Opening	Swing left
Interior light	✓
Electronic child lock	✓
Dimensions & weights	
Net Weight (kg)	22
Gross Weight (kg)	14.5
Product height/width/depth (mm)	310 x 510 x 382
Carton height/width/depth (mm)	645 x 522 x 437

Beko Built-in Refrigeration

General Features	BC502	BC732	BC50F
Refrigeration Class	Built-in Combi Fridge Freezer	Built-in Combi Fridge Freezer	Built-in Combi Fridge Freezer
Refrigeration Type	Static	Static	Frost Free
Energy Efficiency Class	A	A	A+
Adjustable Front Feet	–	–	–
Wheels	–	–	–
Advanced Digital Display	–	–	–
Digital Display	–	–	–
Digital freezer temperature display in °C	–	–	–
Door hinges	Sliding hinges	Sliding hinges	Sliding hinges
Dual Action Wide Opening Door	–	–	–
Reversible door for LH or RH opening	✓	✓	✓
Door Handles	–	–	–
Freezer Guard	–	✓	✓
Minimum ambient temperature required for satisfactory operation	5°C	5°C	down to –15°C
Fridge Features			
Active Dual Cooling System	–	–	–
Active Ioniser	–	–	–
Active Odour Filter	–	–	–
Active Seal Guard	–	–	–
Chiller Zone Compartment	–	–	–
Chrome wire wine rack	✓	✓	✓
Cold Wall technology in Fridge	✓	✓	✓
Concealed Compartment in base	–	–	–
Fresh Freeze Compartment	–	–	–
Quick Cool Option	–	–	–
Shelves Type	Glass	Glass	Glass
Number of Shelves	3	4	3
Adjustable Shelves	✓	✓	✓
Full Width Bottle Rack	✓	✓	✓
Number of Full Width Commodity Racks	2	3	2
No. of 1/3 width commodity racks with 110mm chrome wire retainers	–	–	–
Egg Tray	✓	✓	✓
Mini commodity trays	–	–	–
Number of Large Salad crispers	✓	✓	✓
Interior Light in Fridge	✓	✓	✓
Plumbed in Water and Ice Dispenser	–	–	–
Stored Water Dispenser on Fridge Door	–	–	–
Defrosting method	Auto Defrost	Auto Defrost	Auto Defrost
Freezer features			
Adjustable Thermostat	✓	✓	✓
Concealed Compartment in base	–	–	–
Defrosting method	Manual	Manual	Frost Free
Double Twist & Serve Ice Cube Tray	–	–	–
Fast Freeze Option	–	–	–
Freezer Drawers	4	3	4
Freezer Shelves	–	–	–
Freezer flaps	–	–	–
Storage Basket	–	–	–
Interior light in Freezer	–	–	–
High temperature indicator light	–	–	–
Ice cube tray	✓	✓	✓
Net & Gross Volumes			
Net Storage fresh food - cu.ft/ litres	5.5/ 155	6.7/ 189	5.5/ 155
Net Storage frozen food - cu.ft/ litres	2.4/ 69	1.9/ 55	2.2/ 62
Total Net Volume - cu.ft/ litres	7.9/ 224	8.6/ 244	7.7/ 217
Gross Storage fresh food - cu.ft/ litres	5.5/ 156	7.8/ 220	5.5/ 156
Gross Storage frozen food - cu.ft/ litres	3.0/ 86	2.2/ 63	2.6/ 74
Total Gross Volume - cu.ft/ litres	8.5/ 242	10/ 283	8.1/ 230
Consumption Values & Other Technical Specification			
Energy consumption per 100 litres (kWh/day)	0.33	0.28	0.35
Energy consumption (kWh/Year)	296	297	275
Approved to BSEN60335	✓	✓	✓
Frozen food compartment rating	4 Star	4 Star	4 Star
Freezer Meltdown time (hours)	20	20	20
Freezing capacity fresh food (kg /24 hr)	4	2.5	4
Climate class	SN	SN	SN
Operating noise level dB(A)	41	41	41
Dimensions & weights			
Net Weight (kg)	58	58	60
Gross Weight (kg)	63	63	65
Product height/width/depth (mm)	1770 x 540 x 535	1770 x 540 x 535	1770 x 540 x 535
Carton height/width/depth (mm)	1840 x 575 x 565	1840 x 575 x 565	1840 x 575 x 565

BC73F	BZ31	BL21	BL77	BZ77F	BR11
Built-in Combi Fridge Freezer	Built-in Under the Counter Freezer	Built-in Under the Counter Larder	Built-in Tall Larder	Built-in Tall Freezer	Built-in Under the Counter Fridge with ice box
Frost Free	Static	Auto Defrost	Auto Defrost	Frost Free	Auto Defrost
A+	A	A+	A+	A+	A+
–	✓	✓	✓	✓	✓
–	–	–	–	–	–
–	–	–	–	–	–
–	–	–	–	–	–
–	–	–	–	–	–
Sliding hinges	Self-closing	Self-closing	Self-closing	Self-closing	Self-closing
–	–	–	–	–	–
✓	✓	✓	✓	✓	✓
–	–	–	–	–	–
✓	✓	–	–	✓	–
down to –15°C	down to –15°C	5°C	5°C	down to –15°C	5°C
–	–	–	–	–	–
–	–	–	–	–	–
–	–	–	–	–	–
–	–	–	–	–	–
–	–	–	–	–	–
✓	–	–	–	–	–
✓	–	✓	✓	–	✓
–	–	✓	✓	–	✓
–	–	–	–	–	–
–	–	–	–	–	–
Glass	–	Glass	Glass	–	Glass
4	–	2	5	–	2
✓	–	✓	✓	–	✓
✓	–	✓	✓	–	✓
3	–	1	4	–	1
–	–	–	–	–	–
✓	–	✓	✓	–	✓
–	–	–	–	–	–
✓	–	–	–	–	–
✓	–	✓	✓	–	✓
–	–	–	–	–	–
–	–	–	–	–	–
Auto Defrost	–	Auto Defrost	Auto Defrost	–	Auto Defrost
✓	✓	–	–	✓	✓
–	✓	–	–	–	–
Frost Free	Manual	–	–	Frost Free	Manual
–	–	–	–	–	–
–	–	–	–	✓	–
3	✓	–	–	6	–
–	–	–	–	–	–
–	–	–	–	✓	–
–	–	–	–	2	–
–	–	–	–	–	–
–	✓	–	–	✓	–
✓	–	–	–	✓	–
6.6/ 189	–	4.4/ 128	10.9/ 310	–	3.7/ 105
1.7/ 48	3.1/ 87	–	–	6.9/ 196	0.6/ 18
8.3/ 237	3.1/ 87	4.4/ 128	10.9/ 310	6.9/ 196	4.3/ 123
7.8/ 220	–	4.5/ 130	11.1/ 315	–	4/ 112
1.9/ 55	3.4/ 96	–	–	7.8/ 210	0.6/ 18
9.7/ 275	3.4/ 96	4.5/ 130	11.1/ 315	7.8/ 210	4.6/ 130
0.27	0.56	0.32	0.419	0.84	0.41
265	205	151	153	310	183
✓	✓	✓	✓	✓	✓
4 Star	4 Star	–	–	4 Star	4 Star
20	19	–	–	15	10
2.5	10	–	–	10	2
SN	SN	SN	SN	SN	SN
41	39	39	39	42	39
58	33	30	54.7	61.5	30
63	36	33	59	66.5	33
1770 x 540 x 535	820 x 598 x 545	820 x 598 x 545	1170 x 543 x 545	1770 x 540 x 535	820 x 598 x 545
1840 x 575 x 565	880 x 630 x 575	880 x 630 x 575	1826 x 576 x 601	1826 x 576 x 601	880 x 630 x 575

Beko Integrated Washing Machines

General Features	WMI71641
Laundry Type	Integrated Washing Machine
Max Wash Load Capacity kg	7
Energy Efficiency Class	A+
Washing Performance	A
Spin Dry Performance	A
Spin Speed (rpm)	1600
Total Number of Programmes (inc. function buttons)	100+
Number of Main Programmes	16
Digital Display	✓
LCD Remaining Time Display	✓
LCD Programme Sequence Indicator Lights	✓
Front Service Access	✓
Large Porthole Door	-
Door Opening Angle	135°
Mains On/Off button	✓
Electronic Main Wash Programme Knob	✓
Security Door-lock	✓
Cold Fill	✓
Other Features	
3 Compartment detergent dispenser	✓
4 adjustable feet	✓
Inner drum material	Stainless Steel
Softline Worktop	-
Can be installed under worktop	✓
Automatic Half Load	✓
Automatic Unbalanced Load Control	✓
Automatic Water Level Control	✓
Automatic Spin Speed Selection	-
Delay Timer	✓
Fully Variable Spin Selection	✓
Start/stop Button	✓
Variable Temperature	✓
Function Buttons & Programmes	
A Class Cotton - 40°C	✓
Anti-crease	✓
Baby & Toddler Clothing Programme	✓
Black Wash	✓
Daily Quick Programme	✓
Duration of Rapid programme (mins)*	39
Duvet Programme	-
Eco Clean 20	✓
Extra Rinse	✓
Freshen up	✓
Hand Wash	✓
Mixed Fabrics Programme	✓
Pre-wash	✓
Pet Hair Removal Program	-
Quick Wash	✓
Rinse Hold	✓
Self-clean Programme	✓
Shirts Program	✓
Special Woollen Program	✓
Sports Programme	-
Xpress	✓
Time Saver	-
Consumption Values & Other Technical Specification	
Energy consumption - kWh/Year	210
Energy Consumption (60°C cottons) - kWh/cycle	1.103
Water Consumption (60°C cottons) - litres/cycle	41
Drum Capacity (litres)	55
Voltage/Frequency	230V AC/50Hz
Water Pressure	1-10 bar
Heater Wattage W Max	1900W
Motor Wattage W	350W
Approved to BSEN60335	✓
Dimensions & weights	
Net Weight (kg)	73
Gross Weight (kg)	74
Product height/width/depth (mm)	820 x 595 x 540
Carton height/width/depth (mm)	880 x 650 x 600

Beko Integrated Washer Dryer

General Features	BWD6421
Laundry Type	Integrated Washer Dryer
Max Wash Load Capacity kg	6
Max Dry Load (Dry)	4
Energy Efficiency Class	B
Spin Dry Performance	B
Washing Performance	A
Spin Speed (rpm)	1200
Total Number of Programmes (inc. function buttons)	40+
Number of Main Programmes	15
Digital Display	✓
Delay Timer	✓
Remaining Time Display	✓
Security Door-lock	✓
Easy Access Filter Positioned Conveniently	✓
Cold Fill	✓
Automatic Half Load	✓
Automatic Spin Speed Selection	✓
Automatic Unbalanced Load Control	✓
Automatic Wash Water Temperature Selection	✓
Other Features	
3 Compartment detergent dispenser	✓
Front Service Access	✓
Inner drum material	Stainless Steel
Softline Worktop	-
4 adjustable feet	✓
Function Buttons & Programmes	
Anti-crease	✓
Auto Load Adjustment	✓
Baby & toddler clothing programme	✓
Door Safety Lock	✓
Drying Cycle After Clothes are Washed	✓
Electronic Main Wash Programme Knob	✓
Extra Rinse	✓
Intensive Wash	✓
Manual Spin Speed Reduction	✓
Pre wash - no heat	✓
Pre-wash	✓
Programme Progress Indicator	✓
Quick Wash	-
Rinse Hold	✓
Special Woollen Programme	✓
Start / Pause button	✓
Consumption Values & Other Technical Specification	
Energy Consumption (60°C cottons + cycle)	4.85
Water consumption for reference (Economy) programme - litres/cycle	105
Voltage/Frequency	230V AC/50Hz
Water Pressure	500-900 kPa
Heater Wattage W Max	1600 W
Motor Wattage W	410 W
Approved to BSEN60335	✓
Energy consumption - kWh/Year	970
Dimensions & weights	
Net Weight (kg)	73
Gross Weight (kg)	75
Product height/width/depth (mm)	820 x 596 x 545
Carton height/width/depth (mm)	880 x 650 x 595

*For lightly soiled clothing. Durations depend on water temperature.

Beko Integrated Dishwashers

General Features	DW686	DW602	DW451
Dishwasher Type	Full Size Integrated Dishwasher	Full Size Integrated Dishwasher	Slimline Integrated Dishwasher
Energy Efficiency Class	A++	A	A
Cleaning Performance	A	A	A
Drying Performance	A	A	A
Place Setting Capacity	13	12	10
Time Remaining Display	✓	–	–
Display type	LCD	–	–
Needs only Cold Water Supply	✓	✓	✓
Interior	Stainless Steel	Stainless Steel	Stainless Steel
Flood Protection	✓	✓	✓
Number of Programmes	8	5	5
Number of Wash Temperatures	6	4	4
Automatic Wash Water Temperature Selection	✓	✓	✓
Delay Timer	✓	–	–
Mains On/Off button with Indicator Light	✓	✓	✓
Start/stop Button	✓	✓	✓
Rinse Aid Indicator - Light	✓	✓	✓
Salt Indicator - Light	✓	✓	✓
Adjustable Rinse Aid Dosage	✓	✓	✓
Combi Tablet Button	✓	–	–
Programme Sequence Indicator Lights	✓	✓	✓
Flow through Concealed Heater	✓	✓	✓
Hot Air Drying System	–	✓	✓
Turbo Fan Active Heat Drying System	✓	–	–
Number of Spray Arms	3	3	3
Folding Plate Supports for Lower Rack to Place Saucepans/bowls	✓	✓	✓
Height Adjustable (loaded) Upper Rack	✓	✓	✓
Height Adjustable Small Bowl/Cup Rack	✓	✓	(unloaded)
Quantity of Small bowl/cup Rack on Upper Rack	4	4	4
Removable Cutlery Basket	✓	✓	✓
4 adjustable feet	✓	✓	✓
Fast Door Installation System	✓	✓	✓
Function Buttons & Programmes			
Duration of Rapid programme (minutes)	30	30	30
Half Load option	✓	✓	–
Pre wash - no heat	✓	✓	✓
Rapid (°C)	35	35	35
Economy (°C)	50	50	50
Quick and Clean (°C)	60	60	60
Auto Sense (°C)	40 - 65	–	–
Intensive (°C)	70	70	70
Toddler Hygiene (°C)	70	–	–
Delicate (°C)	40	–	–
Consumption Values & Other Technical Specification			
Energy consumption for reference (Economy) programme - kWh/cycle	0.92	1.15	0.94
Water consumption for reference (Economy) programme - litres/cycle	10	15	13
Voltage/Frequency	220-240V / 50Hz	220-240V / 50Hz	220-240V / 50Hz
Water Pressure	3-10 bar	3-10 bar	3-10 bar
Heater Wattage Max (W)	1900-2200	1900-2200	1900-2200
Operating noise level - dB(A)	44	49	49
Motor Wattage (W)	90	90	90
Pump Wattage (W)	30	30	30
Approved to BSEN60335	✓	✓	✓
Dimensions & weights			
Net Weight (kg)	39	36	32
Gross Weight (kg)	42	39	34
Product height/width/depth (mm)	820 x 598 x 548	820 x 598 x 548	820 x 448 x 548
Carton height/width/depth (mm)	859 x 644 x 661	859 x 644 x 661	859 x 494 x 661

General Features	BDVG697	BDVG695	BDVG694	BDG682	BDVG595	BDVG592	BDG584
Cooker type	Double oven with grill	Double oven with grill	Double oven with grill	Twin cavity with single oven and separate grill	Double oven with grill	Double oven with grill	Twin cavity with single oven and separate grill
Cooker width	60cm	60cm	60cm	60cm	50cm	50cm	50cm
Main Cavity							
Oven	✓	✓	✓	✓	✓	✓	✓
Oven type	Conventional	Conventional	Conventional	Conventional	Conventional	Conventional	Conventional
Volume (litre)	61 L	61 L	61 L	61 L	51 L	51 L	51 L
Oven temp range	Gas mark 1-9	Gas mark 1-9	Gas mark 1-9	Gas mark 1-9	Gas mark 1-9	Gas mark 1-9	Gas mark 1-9
Oven power (kW)	2.5 kW	2.5 kW	2.5 kW	2.5 kW	2.5 kW	2.5 kW	2.5 kW
Door type	Metal & Glass	Metal & Glass	Metal & Glass	Metal & Glass	Metal & Glass	Metal & Glass	Metal & Glass
Door opening	Side (left)	Side (left)	Side (left)	Side (left)	Side (left)	Side (left)	Side (left)
Removable inner door glass	-	-	-	-	✓	✓	✓
Interior light	✓	✓	✓	✓	✓	✓	✓
Easy clean enamel interior	✓	✓	✓	✓	✓	✓	✓
Removable metal shelf runners	-	✓	-	-	-	-	-
Shelf positions	5	5	5	5	5	5	5
Shelves (included)	2	2	2	2	2	2	2
Top Cavity							
Volume (litre)	31 L	31 L	31 L	31 L	21 L	21 L	21 L
Oven	✓	✓	✓	-	✓	✓	-
Oven type	Conventional	Conventional	Conventional	-	Conventional	Conventional	-
Oven temp range	Gas mark 1-9	Gas mark 1-9	Gas mark 1-9	-	Gas mark 1-9	Gas mark 1-9	-
Oven power (kW)	2.3 kW	2.3 kW	2.3 kW	-	2.5 kW	2.5 kW	-
Grill	✓	✓	✓	✓	✓	✓	✓
Grill type	Full width	Full width	Full width	Full width	Full width	Full width	Full width
Full variable grill	✓	✓	✓	✓	✓	✓	✓
Grill power (kW)	2.3 kW	2.3 kW	2.3 kW	2.3 kW	2.3 kW	2.3 kW	2.3 kW
Grill pan set (grill pan and internal rack)	✓	✓	✓	✓	✓	✓	✓
Grill pan handle	✓	✓	✓	✓	✓	✓	✓
Grill pan size H x W x D (mm)	40mm (H) x 350mm (W) x 275mm (D)	40mm (H) x 350mm (W) x 275mm (D)	40mm (H) x 350mm (W) x 275mm (D)	40mm (H) x 350mm (W) x 275mm (D)	40mm (H) x 350mm (W) x 275mm (D)	40mm (H) x 350mm (W) x 275mm (D)	40mm (H) x 350mm (W) x 275mm (D)
Open or closed door grilling	Open	Open	Open	Open	Open	Open	Open
Door opening	Drop down	Drop down	Drop down	Drop down	Drop down	Drop down	Drop down
Door type	Metal & Glass	Metal & Glass	Metal & Glass	Metal & Glass	Metal & Glass	Metal & Glass	Metal & Glass
Removable inner door glass	✓	✓	✓	✓	✓	✓	✓
Easy clean enamel interior	✓	✓	✓	✓	✓	✓	✓
Removable metal shelf runners	-	✓	-	-	-	-	-
Shelf positions	2	2	2	2	2	2	2
Shelves (included)	1	1	1	1	1	1	1
Oven Functions							
Gas cooking	✓	✓	✓	✓	✓	✓	✓
Slow cooking	✓	✓	✓	✓	✓	✓	✓
Conventional cooking	✓	✓	✓	✓	✓	✓	✓
Grill cooking	✓	✓	✓	✓	✓	✓	✓
Hob Features							
Glass lid with auto shut off valve	✓	✓	✓	-	-	-	✓
Adjustable heat settings	✓	✓	✓	✓	✓	✓	✓
Pan support type	Enamel	Enamel	Enamel	Enamel	Enamel	Enamel	Enamel
Ignition	Mains	Mains	Mains	Mains	Mains	Mains	Mains
Controls	On main panel	On main panel	On main panel	On main panel	On main panel	On main panel	On main panel
Burners							
Number of burners	4	4	4	4	4	4	4
Front left (kW)	2.9	2.9	2.9	2.9	2.9	2.9	2.9
Front right (kW)	1	1	1	1	1	1	1
Rear left (kW)	2	2	2	2	2	2	2
Rear right (kW)	2	2	2	2	2	2	2
Timer							
Type	Programmable LED	LED	LED	-	LED	-	-
Function	Fully programmable	Timer and clock	Timer and clock	-	Timer and clock	-	-
Dimensions & weights							
Net Weight (kg)	54.8 kg	54.8 kg	54.8 kg	53.3 kg	47.4 kg	47.4 kg	45.1 kg
Gross Weight (kg)	58.5 kg	58.5 kg	58.5 kg	57 kg	50.5 kg	50.5 kg	48.2 kg
Product height/width/depth (mm)	900 x 600 x 600	900 x 600 x 600	900 x 600 x 600	900 x 600 x 600	900 x 500 x 600	900 x 500 x 600	900 x 500 x 600
Carton height/width/depth (mm)	1025 x 660 x 700	1025 x 660 x 700	1025 x 660 x 700	1025 x 660 x 700	1025 x 560 x 700	1025 x 560 x 700	1025 x 560 x 700
Consumption Values & Other Technical Specification							
Total cooker consumption (kW)	12.7 kW	12.7 kW	12.7 kW	12.7 kW	12.7 kW	12.7 kW	12.7 kW
CE approved	✓	✓	✓	✓	✓	✓	✓
PREN30 Approval	✓	✓	✓	✓	✓	✓	✓
LPG conversion kit available	✓	✓	✓	✓	✓	✓	✓
Flame Safety Device (FSD)	✓	✓	✓	✓	✓	✓	✓

Beko Cooking - Single Cavity - Gas

BDG582	BDG581
Twin cavity with single oven and separate grill	Twin cavity with single oven and separate grill
50cm	50cm
✓	✓
Conventional	Conventional
51 L	51 L
Gas mark 1-9	Gas mark 1-9
2.5 kW	2.5 kW
Metal & Glass	Metal & Glass
Side (left)	Side (left)
✓	✓
✓	✓
✓	✓
–	–
5	5
2	2
21 L	21 L
–	–
–	–
–	–
–	–
✓	✓
Full width	Full width
✓	✓
2.3 kW	2.3 kW
✓	✓
✓	✓
40mm (H) x 350mm (W) x 275mm (D)	40mm (H) x 350mm (W) x 275mm (D)
Open	Open
Drop down	Drop down
Metal & Glass	Metal & Glass
✓	✓
✓	✓
–	–
2	2
1	1
✓	✓
✓	✓
✓	✓
✓	✓
–	–
✓	✓
Enamel	Enamel
Mains	Mains
On main panel	On main panel
4	4
2.9	2.9
1	1
2	2
2	2
–	–
–	–
45.1 kg	45.1 kg
48.2 kg	48.2 kg
900 x 500 x 600	900 x 500 x 600
1025 x 560 x 700	1025 x 560 x 700
12.7 kW	12.7 kW
✓	✓
✓	✓
✓	✓
✓	✓

General Features	BSG580	BC51NE	BA51NE
Cooker type	Single oven with integrated grill	Single oven with eye level grill	Single oven with eye level grill
Cooker width	50cm	50cm	50cm
Main Cavity			
Oven	✓	✓	✓
Oven type	Conventional	Conventional	Conventional
Volume (litre)	51 L	39 L	39 L
Oven temp range	Gas mark 1-9	Gas mark 1-9	Gas mark 1-9
Oven power (kW)	2.5 kW	2.5 kW	2.5 kW
Grill	✓	–	–
Grill type	Full width	–	–
Fully variable grill	✓	–	–
Grill power (kW)	2.5 kW	–	–
Grill pan set (grill pan and internal rack)	✓	–	–
Grill pan handle	✓	–	–
Grill pan size H x W x D (mm)	40mm (H) x 350mm (W) x 275mm (D)	–	–
Open or closed door grilling	Open	–	–
Door type	Metal & glass	Metal	Metal & glass
Door opening	Drop down	Side (left)	Side (left)
Removable inner door glass	✓	–	–
Interior light	✓	✓	✓
Easy clean enamel interior	✓	✓	✓
Shelf positions	5	5	5
Shelves (included)	1	2	2
Top Cavity			
Grill	–	Eyer level grill	Eyer level grill
Grill type	–	Full width	Full width
Full variable grill	–	✓	✓
Grill power (kW)	–	2.5 kW	2.5 kW
Grill pan set (grill pan and internal rack)	–	✓	✓
Grill pan handle	–	✓	✓
Oven Functions			
Gas cooking	✓	✓	✓
Slow cooking	✓	✓	✓
Conventional cooking	✓	✓	✓
Grill cooking	✓	✓	✓
Hob Features			
Glass lid with auto shut off valve	–	–	–
Adjustable heat settings	✓	✓	✓
Pan support type	Enamel	Enamel	Enamel
Ignition	Mains	Mains	Mains
Controls	On main panel	On main panel	On main panel
Burners			
Number of burners	4	4	4
Front left (kW)	2.9	2.9	2.9
Front right (kW)	1	1	1
Rear left (kW)	2	2	2
Rear right (kW)	2	2	2
Dimensions & weights			
Net Weight (kg)	40 kg	46.4 kg	46.4 kg
Gross Weight (kg)	43 kg	50.9 kg	50.9 kg
Product height/width/depth (mm)	1460 x 500 x 600	1460 x 500 x 600	1460 x 500 x 600
Carton height/width/depth (mm)	1025 x 560 x 700	1580 x 560 x 740	1580 x 560 x 740
Consumption Values & Other Technical Specification			
Total cooker consumption (kW)	10.4 kW	12.9 kW	12.9 kW
CE approved	✓	✓	✓
PREN30 Approval	✓	✓	✓
LPG conversion kit available	✓	✓	✓
Flame Safety Device (FSD)	✓	✓	✓

General Features	BDVI668	BDVC664	BDVC667	BDC643	BDVC563A
Cooker type	Double oven with grill	Double oven with grill	Double oven with grill	Twin cavity with single oven and separate grill	Double oven with grill
Cooker width	60cm	60cm	60cm	60cm	50cm
Main Cavity					
Oven	✓	✓	✓	✓	✓
Oven type	Fan	Fan	Fan	Fan	Fan
Volume (litre)	65 L	65 L	65 L	65 L	57 L
Energy rating	A	A	A	A	A
Oven temp range	80 - 240° C	80 - 240° C	80 - 240° C	80 - 240° C	80 - 240° C
Fan oven element power (kW)	1.8 kW	1.8 kW	1.8 kW	1.8 kW	1.8 kW
Static oven element power (kW)	–	–	–	–	–
Door type	Metal & Glass	Metal & Glass	Metal & Glass	Metal & Glass	Metal & Glass
Door opening	Side (left)	Side (left)	Side (left)	Side (left)	Side (left)
Removable inner door glass	–	–	–	–	✓
Interior light	✓	✓	✓	✓	✓
Easy clean enamel interior	✓	✓	✓	✓	✓
Catalytic liners on side walls	✓	–	–	–	–
Removable metal shelf runners	✓	–	–	–	–
Shelf positions	5	5	5	5	5
Shelves (included)	2	2	2	2	2
Top Cavity					
Energy rating	A	A	A	–	A
Volume (litre)	35 L	35 L	35 L	35 L	28 L
Oven	✓	✓	✓	–	✓
Oven type	Static	Static	–	–	Static
Oven temp range	80 - 240° C	80 - 240° C	80 - 240° C	–	80 - 240° C
Top element power (kW)	0.5 kW	0.5 kW	0.5 kW	–	0.5 kW
Bottom element power (kW)	1 kW	1 kW	1 kW	–	1 kW
Grill	✓	✓	✓	✓	✓
Grill type	Full width	Full width	Full width	Full width	Full width
Full variable grill	✓	✓	✓	✓	✓
Grill power (kW)	1.9 kW	1.9 kW	1.9 kW	1.9 kW	1.9 kW
Grill pan set (grill pan and internal rack)	✓	✓	✓	✓	✓
Grill pan handle	–	–	–	–	✓
Grill pan size H x W x D (mm)	40mm (H) x 460mm (W) x 370mm (D)	40mm (H) x 460mm (W) x 370mm (D)	40mm (H) x 460mm (W) x 370mm (D)	40mm (H) x 460mm (W) x 370mm (D)	40mm (H) x 350mm (W) x 275mm (D)
Open or closed door grilling	Open	Open	Open	Open	Open
Door opening	Drop down	Drop down	Drop down	Drop down	Drop down
Door type	Metal & Glass	Metal & Glass	Metal & Glass	Metal & Glass	Metal & Glass
Removable inner door glass	✓	✓	✓	✓	✓
Easy clean enamel interior	✓	✓	✓	✓	✓
Removable metal shelf runners	✓	–	–	–	–
Shelf positions	2	2	2	2	2
Shelves (included)	1	1	1	1	1
Oven Functions					
Static cooking	✓	✓	✓	–	✓
Fan cooking	✓	✓	✓	✓	✓
Grill cooking	✓	✓	✓	✓	✓
Hob Features					
Type	Induction	Ceramic glass	Ceramic glass	Ceramic glass	Ceramic glass
Adjustable heat settings	✓	✓	✓	✓	✓
Hob on indicator	✓	✓	✓	✓	✓
Controls	Touch controls on hob	On main panel	On main panel	On main panel	On main panel
Heating zones					
Number of heating zones	4	4	4	4	4
Front left/right Rapidlite	–	✓	✓	✓	✓
Front left (kW)	1.4	1.7	1.7	1.7	1.7
Front right (kW)	1.4	1.2	1.2	1.2	1.2
Rear left/right Rapidlite	–	✓	✓	✓	✓
Rear left (kW)	1.4 / 2	1.2	1.2	1.2	1.2
Rear right (kW)	2 / 2.3	1.7	1.7	1.7	1.7
Timer					
Type	Programmable LED	LED	Programmable LED	–	–
Function	Fully programmable	Timer and clock	Fully programmable	–	–
Dimensions & weights					
Net weight (kg)	56.3 kg	56.3 kg	56.3 kg	54.8 kg	48.3 kg
Gross Weight (kg)	60 kg	60 kg	60 kg	58.5 kg	51.5 kg
Product height/width/depth (mm)	900 x 600 x 600	900 x 600 x 600	900 x 600 x 600	900 x 600 x 600	900 x 500 x 600
Carton height/width/depth (mm)	1025 x 660 x 700	1025 x 660 x 700	1025 x 660 x 700	1025 x 660 x 700	1025 x 560 x 700
Consumption Values & Other Technical Specification					
Total cooker consumption (kW)	10 kW	10 kW	10 kW	9.9 kW	9.6 kW
CE approved	✓	✓	✓	✓	✓

BDV555A	BDC545A	BDC5422A	BD533A	BD532A	BD531A
Double oven with grill	Twin cavity with single oven and separate grill	Twin cavity with single oven and separate grill	Twin cavity with single oven and separate grill	Twin cavity with single oven and separate grill	Twin cavity with single oven and separate grill
50cm	50cm	50cm	50cm	50cm	50cm
✓	✓	✓	✓	✓	✓
Fan	Static	Static	Fan	Static	Static
57 L	57 L	57 L	57 L	57 L	57 L
A	A	A	A	A	A
80 - 240° C	80 - 240° C	80 - 240° C	80 - 240° C	80 - 240° C	80 - 240° C
1.8 kW	–	–	1.8 kW	–	–
–	2.4 kW	2.4 kW	–	2.4 kW	2.4 kW
Metal & Glass	Metal & Glass	Metal & Glass	Metal & Glass	Metal & Glass	Metal & Glass
Side (left)	Side (left)	Side (left)	Side (left)	Side (left)	Side (left)
✓	✓	✓	✓	✓	✓
✓	✓	✓	✓	✓	✓
✓	✓	✓	✓	✓	✓
–	–	–	–	–	–
–	–	–	–	–	–
5	5	5	5	5	5
2	2	2	2	2	2
A	–	–	–	–	–
28 L	28 L	28 L	28 L	28 L	28 L
✓	–	–	–	–	–
Static	–	–	–	–	–
80 - 240° C	–	–	–	–	–
0.5 kW	–	–	–	–	–
1 kW	–	–	–	–	–
✓	✓	✓	✓	✓	✓
Full width	Full width	Full width	Full width	Full width	Full width
✓	✓	✓	✓	✓	✓
1.9 kW	1.9 kW	1.9 kW	1.9 kW	1.9 kW	1.9 kW
✓	✓	✓	✓	✓	✓
✓	✓	✓	✓	✓	✓
40mm (H) x 350mm (W) x 275mm (D)	40mm (H) x 350mm (W) x 275mm (D)	40mm (H) x 350mm (W) x 275mm (D)	40mm (H) x 350mm (W) x 275mm (D)	40mm (H) x 350mm (W) x 275mm (D)	40mm (H) x 350mm (W) x 275mm (D)
Open	Open	Open	Open	Open	Open
Drop down	Drop down	Drop down	Drop down	Drop down	Drop down
Metal & Glass	Metal & Glass	Metal & Glass	Metal & Glass	Metal & Glass	Metal & Glass
✓	✓	✓	✓	✓	✓
✓	✓	✓	✓	✓	✓
–	–	–	–	–	–
2	2	2	2	2	2
1	1	1	1	1	1
✓	✓	✓	–	✓	✓
✓	–	–	✓	–	–
✓	✓	✓	✓	✓	✓
Solid plate	Ceramic glass	Ceramic glass	Solid plate	Solid plate	Solid plate
✓	✓	✓	✓	✓	✓
✓	✓	✓	✓	✓	✓
On main panel	On main panel	On main panel	On main panel	On main panel	On main panel
4	4	4	4	4	4
✓	✓	✓	✓	✓	✓
2	1.7	1.7	2	2	2
1.5	1.2	1.2	1.5	1.5	1.5
–	✓	✓	–	–	–
1	1.2	1.2	1	1	1
1.5	1.7	1.7	1.5	1.5	1.5
Programmable LED	LED	–	–	–	–
Fully programmable	Timer and clock	–	–	–	–
48.3 kg	45.3 kg	45.3 kg	45.3 kg	45.3 kg	45.3 kg
51.5 kg	48.5 kg	48.5 kg	48.5 kg	48.5 kg	48.5 kg
900 x 500 x 600	900 x 500 x 600	900 x 500 x 600	900 x 500 x 600	900 x 500 x 600	900 x 500 x 600
1025 x 560 x 700	1025 x 560 x 700	1025 x 560 x 700	1025 x 560 x 700	1025 x 560 x 700	1025 x 560 x 700
9.6 kW	9.3 kW	9.3 kW	9.5 kW	9.5 kW	9.5 kW
✓	✓	✓	✓	✓	✓

Beko Cooking - Single Cavity - Electric

General Features	BSC630	BS530
Cooker type	Single oven with integrated grill	Single oven with integrated grill
Cooker width	60cm	50cm
Main Cavity		
Oven	✓	✓
Oven type	Fan	Static
Volume (litre)	65 L	57 L
Energy rating	A	A
Oven temp range	80 - 240° C	80 - 240° C
Fan oven element power (kW)	1.8 kW	–
Static oven element power (kW)	–	2.4 kW
Grill	✓	✓
Grill type	Full width	Full width
Full variable grill	✓	✓
Grill power (kW)	2.0 kW	2.0 kW
Grill pan set (grill pan and internal rack)	✓	✓
Grill pan handle	✓	✓
Grill pan size H x W x D (mm)	40mm (H) x 460mm (W) x 370mm (D)	40mm (H) x 350mm (W) x 275mm (D)
Open or closed door grilling	Open	Open
Door type	Metal & Glass	Metal & Glass
Door opening	Side (left)	Side (left)
Removable inner door glass	–	✓
Interior light	✓	✓
Easy clean enamel interior	✓	✓
Catalytic liners on side walls	–	–
Removable metal shelf runners	–	–
Shelf positions	5	5
Shelves (included)	1	1
Oven Functions		
Static cooking	–	✓
Fan cooking	✓	–
Grill cooking	✓	✓
Hob Features		
Type	Ceramic glass	Solid plate
Adjustable heat settings	✓	✓
Hob on indicator	✓	✓
Controls	On main panel	On main panel
Heating zones		
Number of heating zones	4	4
Front left/right Rapidlite	✓	✓
Front left (kW)	1.7	2
Front right (kW)	1.2	1.5
Rear left/right Rapidlite	✓	–
Rear left (kW)	1.2	1
Rear right (kW)	1.7	1.5
Dimensions & weights		
Net weight (kg)	41 kg	41 kg
Gross Weight (kg)	44.7 kg	44 kg
Product height/width/depth (mm)	900 x 600 x 600	900 x 500 x 600
Carton height/width/depth (mm)	1025 x 660 x 700	1025 x 560 x 700
Consumption Values & Other Technical Specification		
Total cooker consumption (kW)	8 kW	7.9 kW
CE approved	✓	✓

Beko Cooking - Dual - Electric

General Features	BDVF696
Cooker type	Double oven with grill
Cooker width	60cm
Main Cavity	
Oven	✓
Oven type	Fan
Volume (litre)	65 L
Energy rating	A
Oven temp range	80 - 240° C
Door type	Metal & Glass
Door opening	Side (left)
Removable inner door glass	–
Interior light	✓
Easy clean enamel interior	✓
Catalytic liners on side walls	–
Removable metal shelf runners	–
Shelf positions	5
Shelves (included)	2
Top Cavity	
Energy rating	A
Volume (litre)	35 L
Oven	✓
Oven type	Static
Oven temp range	80 - 240° C
Top element power (kW)	0.5 kW
Bottom element power (kW)	1 kW
Grill	✓
Grill type	Full width
Full variable grill	✓
Grill power (kW)	2.0 kW
Grill pan set (grill pan and internal rack)	✓
Grill pan handle	–
Grill pan size H x W x D (mm)	40mm (H) x 460mm (W) x 370mm (D)
Open or closed door grilling	Open
Door opening	Drop down
Door type	Metal & Glass
Removable inner door glass	✓
Easy clean enamel interior	✓
Removable metal shelf runners	–
Shelf positions	2
Shelves (included)	1
Oven Functions	
Static cooking	✓
Fan cooking	✓
Grill cooking	✓
Hob Features	
Fuel	Gas
Adjustable heat settings	✓
Pan support type	Enamel
Ignition	Mains
Controls	On main panel
Heating zones	
Number of burners	4
Front left (kW)	2.9
Front right (kW)	1
Rear left (kW)	2
Rear right (kW)	2
Timer	
Type	LED
Function	Timer and clock
Dimensions & weights	
Net weight (kg)	55.8 kg
Gross Weight (kg)	59.5 kg
Product height/width/depth (mm)	900 x 600 x 600
Carton height/width/depth (mm)	1025 x 660 x 700
Consumption Values & Other Technical Specification	
Total cooker consumption	4.2 kW (Electric) 7.9 kW (Gas)
CE approved	✓
PREN30 Approval	✓
LPG conversion kit available	✓
Flame Safety Device (FSD)	✓

Beko Refrigeration - Side by Side

General Features	GNE114610APX	GNEV321AP	GNEV221AP	GNEV120AP
Refrigeration Class	Four Door Fridge Freezer	Side by Side Fridge Freezer	Side by Side Fridge Freezer	Side by Side Fridge Freezer
Refrigeration Type	Frost Free	Frost Free	Frost Free	Frost Free
Energy Efficiency Class	A+	A+	A+	A+
Adjustable Front Feet	✓	✓	✓	✓
Wheels	Front & Rear	Front & Rear	Front & Rear	Front & Rear
Advanced Digital Display	✓	✓	–	–
Digital Display	–	–	✓	✓
Digital freezer temperature display in °C	✓	✓	✓	✓
Door hinges	Concealed	Concealed	Concealed	Concealed
Dual Action Wide Opening Door	✓	✓	✓	✓
Reversible door for LH or RH opening	–	–	–	–
Door Handles	Long Bowed Handles	Short tubular handles	Short tubular handles	Short tubular handles
Freezer Guard	–	–	–	–
Minimum ambient temperature required for satisfactory operation	–5°C	–5°C	–5°C	–5°C
Fridge Features				
Active Dual Cooling System	✓	✓	✓	✓
Active Ioniser	✓	–	–	–
Active Seal Guard	✓	✓	✓	✓
Chiller Compartment - Salad Crisper with humidity adjustment	✓	✓	✓	✓
Chrome wire wine rack	–	✓	✓	✓
Cold Wall technology in Fridge	–	–	–	–
Fresh Freeze Compartment	✓	✓	✓	✓
Quick Cool Option	✓	✓	✓	✓
Shelves Type	Glass	Glass	Glass	Glass
Number of Shelves	3	5	5	5
Adjustable Shelves	✓	✓	✓	✓
Full Width Bottle Rack	✓	✓	✓	✓
Number of Full Width Commodity Racks	6	3	3	3
Commodity racks with 110mm chrome wire retainers	–	–	✓	–
Egg Tray	✓	✓	✓	✓
Mini commodity trays	–	–	–	–
Number of Large Salad crispers	2	2	2	2
Interior Light in Fridge	✓	✓	✓	✓
Plumbed in Water and Ice Dispenser	–	✓	–	–
Stored Water Dispenser on Fridge Door	–	–	✓	–
Defrosting method	Frost Free	Frost Free	Frost Free	Frost Free
Freezer features				
Adjustable Thermostat	✓	✓	✓	✓
Defrosting method	Frost Free	Frost Free	Frost Free	Frost Free
Double Twist & Serve Ice Cube Tray	✓	–	✓	✓
Fast Freeze Option	✓	✓	✓	✓
Freezer Drawers	4	2	2	2
Freezer Shelves	1	4	5	5
Interior light in Freezer	–	✓	–	–
High Temperature light	✓	✓	✓	✓
Ice cube tray with ice bank	–	–	–	–
Net & Gross Volumes				
Net Storage fresh food (cu.ft / litres)	13.6 / 385	13.6 / 375	13.1 / 370	13.3 / 378
Net Storage frozen food	5.5 / 155	5.4 / 151	6.3 / 178	6.3 / 178
Total Net Volume	19.1 / 540	18.6 / 526	19.4 / 548	19.6 / 556
Gross Storage fresh food	14.1 / 399	13.9 / 395	13.7 / 389	13.9 / 395
Gross Storage frozen food	7.4 / 209	8.2 / 221	8.2 / 231	8.2 / 231
Total Gross Volume	21.5 / 608	21.75 / 616	21.9 / 620	22.1 / 625
Dimensions & weights				
Net Weight (kg)	115	119	119	119
Gross Weight (kg)	125	130	130	130
Product height/width/depth (mm)	1820 x 925 x 765	1780 x 925 x 720	1775 x 925 x 720	1775 x 925 x 720
Carton height/width/depth (mm)	1982 x 990 x 775	1900 x 990 x 775	1900 x 990 x 775	1900 x 990 x 775
Consumption Values & Other Technical Specification				
Energy consumption per 100 litres (kWh/day)	0.23	0.23	0.24	0.23
Energy consumption (kWh/Year)	455	447	472	476
Approved to BSEN60335	✓	✓	✓	✓
Frozen food compartment rating	4 Star	4 Star	4 Star	4 Star
Freezer Meltdown time (hours)	15	8	8	8
Freezing capacity fresh food (kg /24 hr)	13	13	13	13
Climate class	SN/T	SN/T	SN/T	SN/T
Operating noise level dB(A)	43	43	43	43

Beko Refrigeration - Fridge Freezers

General Features	CFD7914AP	CF6004AP	CS6914AP	CFD6914AP
Refrigeration Class	Combi Fridge Freezer with Stored Water Dispenser	Combi Fridge Freezer	Combi Fridge Freezer	Combi Fridge Freezer with Stored Water Dispenser
Refrigeration Type	Frost Free	Frost Free	Static	Frost Free
Energy Efficiency Class	A+	A+	A+	A+
Adjustable Front Feet	✓	✓	✓	✓
Wheels	Rear	–	–	–
Door hinges	Standard	Standard	Standard	Standard
Reversible door for LH or RH opening	✓	✓	✓	✓
Door Handles	Curved integrated flush handles	Curved integrated flush handles	Curved integrated flush handles	Curved integrated flush handles
Freezer Guard	✓	✓	–	✓
Minimum ambient temperature required for satisfactory operation	down to -15°C	down to -15°C	5°C	down to -15°C
Fridge Features				
Chiller Compartment - Salad Crisper with humidity adjustment	–	✓	–	–
Chrome wire wine rack	✓	✓	–	✓
Cold Wall technology in Fridge	✓	✓	✓	✓
Concealed Compartment in base	–	–	–	–
Fresh Freeze Compartment	–	–	–	–
Quick Cool Option	–	–	–	–
Shelves Type	Glass	Glass	Glass	Glass
Number of Shelves	4	4	4	4
Adjustable Shelves	✓	✓	✓	✓
Full Width Bottle Rack	–	✓	✓	–
Number of Full Width Commodity Racks	2	2	2	1
No. of 1/3 width commodity racks with 110mm chrome wire retainers	4	–	–	4
Egg Tray	✓	✓	✓	✓
Snack Tray	–	–	–	–
Number of Large Salad crispers	2	1	1	1
Interior Light in Fridge	✓	✓	✓	✓
Plumbed in Water and Ice Dispenser	–	–	–	–
Stored Water Dispenser on Fridge Door	✓	–	–	✓
Defrosting method	Auto Defrost	Auto Defrost	Auto Defrost	Auto Defrost
Freezer features				
Adjustable Thermostat	✓	✓	✓	✓
Defrosting method	Frost Free	Frost Free	Manual Defrost	Frost Free
Double Twist & Serve Ice Cube Tray	✓	–	–	–
Fast Freeze Option	–	–	–	–
Freezer Drawers	4	3	4	4
Freezer Shelves	–	1	–	–
Interior light in Freezer	–	–	–	–
High temperature indicator light	–	–	–	–
Ice cube tray with ice bank	–	✓	✓	✓
Net & Gross Volumes				
Net Storage fresh food (cu.ft / litres)	7.8 / 222	7.7 / 218	6.2 / 175	5.9 / 166
Net Storage frozen food	4.2 / 118	4.1 / 115	3.9 / 110	3.3 / 94
Total Net Volume	12 / 340	11.8 / 333	10.1 / 285	9.2 / 260
Gross Storage fresh food	8.7 / 247	8.4 / 238	6.8 / 193	6.4 / 181
Gross Storage frozen food	5.4 / 152	4.4 / 125	5 / 142	4.6 / 129
Total Gross Volume	14.1 / 399	12.8 / 363	11.8 / 335	11 / 310
Dimensions & weights				
Net Weight (kg)	79	67.5	66	65
Gross Weight (kg)	85.5	70.5	71.5	70
Product height/width/depth (mm)	1915 x 700 x 600	2010 x 595 x 600	1890 x 595 x 600	1900 x 595 x 600
Carton height/width/depth (mm)	1980 x 770 x 660	2050 x 642 x 680	1980 x 665 x 600	1980 x 665 x 660
Consumption Values & Other Technical Specification				
Energy consumption per 100 litres (kWh/day)	0.28	0.28	0.26	0.31
Energy consumption (kWh/Year)	348	339	274	295
Approved to BSEN60335	✓	✓	✓	✓
Frozen food compartment rating	4 Star	4 Star	4 Star	4 Star
Freezer Meltdown time (hours)	18	15	22	18
Freezing capacity fresh food (kg /24 hr)	6	4	5	6
Climate class	SN/T	SN/ST	SN/ST	SN/ST
Operating noise level dB(A)	41	40	41	40

CF6914AP	CF6643AP	CFD6643AP	CF5015AP	CF5834AP
Combi Fridge Freezer	Combi Fridge Freezer	Combi Fridge Freezer with Stored Water Dispenser	Combi Fridge Freezer	Combi Fridge Freezer
Frost Free	Frost Free	Frost Free	Frost Free	Frost Free
A+	A+	A+	A+	A+
✓	✓	✓	✓	✓
–	–	–	–	–
Standard	Standard	Standard	Standard	Standard
✓	✓	✓	✓	✓
Curved integrated flush handles	Curved integrated flush handles	Curved integrated flush handles	Curved integrated flush handles	Curved integrated flush handles
✓	✓	✓	✓	✓
down to -15°C	down to -15°C	down to -15°C	down to -15°C	down to -15°C
–	–	–	–	–
✓	–	–	–	–
✓	✓	✓	✓	✓
–	–	–	–	–
–	–	–	–	–
–	–	–	–	–
Glass	Glass	Glass	Glass	Glass
4	3	3	4	4
✓	✓	✓	✓	✓
✓	✓	–	✓	✓
2	2	1	2	2
–	–	4	–	–
✓	✓	✓	✓	✓
–	–	–	–	–
1	1	1	1	1
✓	✓	✓	✓	✓
–	–	–	–	–
–	–	✓	–	–
Auto Defrost	Auto Defrost	Auto Defrost	Auto Defrost	Auto Defrost
✓	✓	✓	✓	✓
Frost Free	Frost Free	Frost Free	Frost Free	Frost Free
–	–	–	–	–
–	–	–	–	–
4	3	3	4	3
–	–	–	1	1
–	–	–	–	–
–	–	–	–	–
✓	✓	✓	✓	✓
6.2 / 175	5.4 / 154	5.4 / 154	5.5 / 157	5.5 / 157
3.3 / 94	3.2 / 90	3.2 / 90	4 / 111	3.1 / 87
9.5 / 269	8.6 / 244	8.6 / 244	9.5 / 268	8.6 / 244
6.5 / 183	5.9 / 177	5.9 / 177	5.7 / 161	5.6 / 160
4.6 / 130	3.6 / 103	3.6 / 103	5.8 / 164	4.9 / 138
11.1 / 313	9.5 / 280	9.5 / 280	11.5 / 325	10.5 / 298
64.5	55.5	56	61.5	61.5
70	58	58	66.5	66.5
1900 x 595 x 600	1640 x 595 x 600	1630 x 595 x 600	2010 x 545 x 600	1830 x 545 x 600
1980 x 665 x 660	1663 x 652 x 680	1663 x 652 x 680	2091 x 575 x 630	1890 x 575 x 630
0.3	0.31	0.31	0.31	0.28
298	278	278	299	251
✓	✓	✓	✓	✓
4 Star	4 Star	4 Star	4 Star	4 Star
18	16	16	13	13
6	5	5	4	4
SN/ST	SN/ST	SN/ST	SN	SN
40	40	40	41	41

Beko Refrigeration - Fridge Freezers

General Features	CF5713AP	CS5713AP	CFD5834AP	CF5533AP
Refrigeration Class	Combi Fridge Freezer	Combi Fridge Freezer	Combi Fridge Freezer with Stored Water Dispenser	Combi Fridge Freezer
Refrigeration Type	Frost Free	Static	Frost Free	Frost Free
Energy Efficiency Class	A+	A+	A+	A+
Adjustable Front Feet	✓	✓	✓	✓
Wheels	–	–	–	–
Door hinges	Standard	Standard	Standard	Standard
Reversible door for LH or RH opening	✓	✓	✓	✓
Door Handles	Curved integrated flush handles	Curved integrated flush handles	Curved integrated flush handles	Curved integrated flush handles
Freezer Guard	✓	✓	✓	✓
Minimum ambient temperature required for satisfactory operation	down to -15°C	5°C	down to -15°C	down to -15°C
Fridge Features				
Chiller Compartment - Salad Crisper with humidity adjustment	–	–	–	–
Chrome wire wine rack	–	–	–	–
Cold Wall technology in Fridge	✓	✓	✓	✓
Concealed Compartment in base	–	–	–	–
Fresh Freeze Compartment	–	–	–	–
Quick Cool Option	–	–	–	–
Shelves Type	Glass	Glass	Glass	Glass
Number of Shelves	4	4	4	3
Adjustable Shelves	✓	✓	✓	✓
Full Width Bottle Rack	✓	✓	✓	✓
Number of Full Width Commodity Racks	3	2	2	2
No. of 1/3 width commodity racks with 110mm chrome wire retainers	–	–	4	–
Egg Tray	✓	✓	✓	✓
Snack Tray	–	–	–	–
Number of Large Salad crispers	1	1	1	1
Interior Light in Fridge	✓	✓	✓	✓
Plumbed in Water and Ice Dispenser	–	–	–	–
Stored Water Dispenser on Fridge Door	–	–	–	–
Defrosting method	Auto Defrost	Auto Defrost	Auto Defrost	Auto Defrost
Freezer features				
Adjustable Thermostat	✓	✓	✓	✓
Defrosting method	Frost Free	Manual Defrost	Frost Free	Frost Free
Double Twist & Serve Ice Cube Tray	–	–	–	–
Fast Freeze Option	–	–	–	–
Freezer Drawers	2	2	4	2
Freezer Shelves	1	1	–	1
Interior light in Freezer	–	–	–	–
High temperature indicator light	–	–	–	–
Ice cube tray with ice bank	✓	✓	✓	✓
Net & Gross Volumes				
Net Storage fresh food (cu.ft / litres)	6.1 / 175	6.3 / 178	5.3 / 149	4.7 / 134
Net Storage frozen food	2.2 / 61	2.5 / 71	3.1 / 87	2.2 / 63
Total Net Volume	8.3 / 236	8.8 / 249	8.4 / 236	6.9 / 197
Gross Storage fresh food	6.8 / 193	7 / 200	5.6 / 160	4.8 / 138
Gross Storage frozen food	2.7 / 77	3.4 / 95	4.9 / 138	3.6 / 100
Total Gross Volume	9.5 / 270	10.4 / 295	10.5 / 298	8.4 / 238
Dimensions & weights				
Net Weight (kg)	53	58	61.5	48
Gross Weight (kg)	57.5	63	66.5	52
Product height/width/depth (mm)	1710 x 545 x 600	1710 x 545 x 600	1820 x 545 x 600	1530 x 545 x 600
Carton height/width/depth (mm)	1740 x 575 x 620	1780 x 575 x 620	1890 x 575 x 630	1595 x 575 x 630
Consumption Values & Other Technical Specification				
Energy consumption per 100 litres (kWh/day)	0.36	0.28	0.29	0.34
Energy consumption (kWh/Year)	308	256	249	243
Approved to BSEN60335	✓	✓	✓	✓
Frozen food compartment rating	4 Star	4 Star	4 Star	4 Star
Freezer Meltdown time (hours)	16	18	13	14
Freezing capacity fresh food (kg /24 hr)	4	4	4	3.5
Climate class	SN	SN/T	SN	SN/ST
Operating noise level dB(A)	40	41	41	41

CS5533AP	CS5342AP	CT5381AP	CS5834AP	CF5713AP
Combi Fridge Freezer	Combi Fridge Freezer	Top Mount Fridge Freezer	Combi Fridge Freezer	Combi Fridge Freezer
Static	Static	Static	Static	Frost Free
A+	A+	A+	A+	A+
✓	✓	✓	✓	✓
–	–	–	–	–
Standard	Standard	Standard	Standard	Standard
✓	✓	✓	✓	✓
Curved integrated flush handles	Curved integrated flush handles	Curved integrated flush handles	Curved integrated flush handles	Curved integrated flush handles
–	–	–	–	✓
5°C	5°C	5°C	5°C	down to -15°C
–	–	–	–	–
–	–	–	–	–
✓	✓	✓	✓	✓
–	–	–	–	–
–	–	–	–	–
–	–	–	–	–
Glass	Wire	Wire	Glass	Glass
3	3	3 (1 glass)	4	4
✓	✓	✓	✓	✓
✓	✓	✓	✓	✓
2	2	2	2	3
–	–	–	–	–
✓	✓	✓	✓	✓
–	–	–	–	–
1	1	1	1	1
✓	✓	✓	✓	✓
–	–	–	–	–
–	–	–	–	–
Auto Defrost	Auto Defrost	Auto Defrost	Auto Defrost	Auto Defrost
✓	✓	✓	✓	✓
Manual Defrost	Manual Defrost	Manual Defrost	Manual Defrost	Frost Free
–	–	–	–	–
–	–	–	–	–
2	1	–	3	2
1	1	2 (wire)	1	1
–	–	–	–	–
–	–	–	–	–
✓	✓	✓	✓	✓
4.7 / 134	4.6 / 132	4.6 / 132	5.5 / 157	6.1 / 175
2.7 / 75	1.8 / 49	2.5 / 69	3.8 / 107	2.2 / 61
7.4 / 209	6.4 / 181	7.1 / 201	9.3 / 264	8.3 / 236
4.8 / 138	5.1 / 146	5 / 142	6 / 170	6.8 / 193
3.6 / 100	2.3 / 64	2.7 / 77	4.9 / 137	2.7 / 77
8.4 / 238	7.4 / 210	7.7 / 219	10.9 / 307	9.5 / 270
48	49	43	48	53
52	53	47	52	57.5
1530 x 545 x 600	1340 x 545 x 600	1380 x 545 x 600	1830 x 545 x 595	1710 x 545 x 600
1595 x 575 x 630	1410 x 575 x 630	1140 x 575 x 630	1890 x 575 x 630	1740 x 575 x 620
0.31	0.32	0.31	0.31	0.36
233	212	229	302	308
✓	✓	✓	✓	✓
4 Star	4 Star	4 Star	4 Star	4 Star
20	18	23	18	16
4	3	3.5	4	4
SN/ST	SN	SN	SN/ST	SN
39	38	39	41	40

Beko Refrigeration - Fridges

General Features	TLD673AP	TL577AP	TL546AP	UL584AP
Refrigeration Class	Tall Larder Fridge	Tall Larder Fridge	Tall Larder Fridge	Under Counter Larder Fridge
Refrigeration Type	Auto Defrost	Auto Defrost	Auto Defrost	Auto Defrost
Energy Efficiency Class	A+	A+	A+	A+
Adjustable Front Feet	✓	✓	✓	✓
Wheels	-	-	-	-
Advanced Digital Display	-	-	-	-
Digital Display	-	-	-	-
Digital freezer temperature display in °C	-	-	-	-
Door hinges	Standard	Standard	Standard	Standard
Dual Action Wide Opening Door	-	-	-	-
Reversible door for LH or RH opening	✓	✓	✓	✓
Door Handles	Fitted protruding side handle	Fitted protruding side handle	Curved integrated flush handles	Curved integrated flush handles
Freezer Guard	-	-	-	-
Minimum ambient temperature required for satisfactory operation	5°C	5°C	5°C	5°C
Fridge Features				
Active Dual Cooling System	-	-	-	-
Active Ioniser	-	-	-	-
Active Odour Filter	-	-	-	-
Active Seal Guard	-	-	-	-
Chiller Zone Compartment	✓	-	-	-
Salad Crisper with Humidity Adjustment	✓	✓	-	-
Chrome wire wine rack	✓	✓	✓	✓
Cold Wall technology in Fridge	✓	✓	✓	✓
Concealed Compartment in base	-	-	-	-
Fresh Freeze Compartment	-	-	-	-
Quick Cool Option	-	-	-	-
Shelves Type	Glass	Glass	Glass	Glass
Number of Shelves	5	5	5	3
Adjustable Shelves	✓	✓	✓	✓
Full Width Bottle Rack	✓	✓	✓	✓
Number of Full Width Commodity Racks	2	3	3	2
No. of 1/3 width commodity racks with 110mm chrome wire retainers	4	-	-	-
Egg Tray	✓	✓	✓	✓
Snack Tray	-	-	-	-
Number of Large Salad crispers	1	1	1	1
Interior Light in Fridge	✓	✓	✓	✓
Plumbed in Water and Ice Dispenser	-	-	-	-
Stored Water Dispenser on Fridge Door	✓	-	-	-
Defrosting method	Auto Defrost	Auto Defrost	Auto Defrost	Auto Defrost
Freezer features				
Adjustable Thermostat	-	-	-	-
Concealed Compartment in base	-	-	-	-
Defrosting method	-	-	-	-
Double Twist & Serve Ice Cube Tray	-	-	-	-
Fast Freeze Option	-	-	-	-
Freezer Drawers	-	-	-	-
Freezer Shelves	-	-	-	-
Storage Basket	-	-	-	-
Ice cube tray with ice bank	-	-	-	-
Net & Gross Volumes				
Net Storage fresh food (cu.ft / litres)	11.5 / 327	10.9 / 310	9.0 / 256	4.6 / 130
Net Storage frozen food	-	-	-	-
Total Net Volume	11.5 / 327	9.8 / 278	9.0 / 256	4.6 / 130
Gross Storage fresh food	13 / 369	11.1 / 315	9.2 / 260	4.8 / 135
Gross Storage frozen food	-	-	-	-
Total Gross Volume	13 / 369	11.1 / 315	9.2 / 260	4.8 / 135
Dimensions & weights				
Net Weight (kg)	60.5	56	45	31
Gross Weight (kg)	63.5	59	49.5	33
Product height/width/depth (mm)	1710 x 605 x 600	1770 x 545 x 600	1455 x 545 x 595	840 x 545 x 595
Carton height/width/depth (mm)	1800 x 665 x 680	1815 x 575 x 680	1535 x 575 x 630	895 x 575 x 600
Consumption Values & Other Technical Specification				
Energy consumption per 100 litres (kWh/day)	0.14	0.13	0.14	0.25
Energy consumption (kWh/Year)	162	145	132	116
Approved to BSEN60335	✓	✓	✓	✓
Frozen food compartment rating	-	-	-	-
Freezer Meltdown time (hours)	-	-	-	-
Freezing capacity fresh food (kg /24 hr)	-	-	-	-
Climate class	SN, T	SN/ST	SN/T	SN/T
Operating noise level dB(A)	38	39	39	39

UR584AP	UR483AP	UL483AP
Under Counter Fridge with 4 Star Freezer	Under Counter Fridge with Ice Making Compartment	Under Counter Larder Fridge
Fridge = Auto Defrost / Freezer = Manual Defrost	Manual Defrost	Auto Defrost
A+	A+	A+
✓	✓	✓
-	-	-
-	-	-
-	-	-
-	-	-
Standard	Standard	Standard
-	-	-
✓	✓	✓
Curved integrated flush handles	Integrated flush handles	Integrated flush handles
-	-	-
5°C	5°C	5°C
-	-	-
-	-	-
-	-	-
-	-	-
-	-	-
-	-	-
-	-	✓
-	-	-
-	-	-
-	-	-
Glass	Glass	Glass
3	3	3
✓	✓	✓
✓	✓	✓
2	2	2
-	-	-
✓	-	-
-	-	-
1	1	1
✓	✓	✓
-	-	-
-	-	-
Auto Defrost	Manual Defrost	Auto Defrost
✓	-	-
-	-	-
Manual	Manual	-
-	-	-
-	-	-
-	-	-
1	-	-
-	-	-
✓	-	-
3.6 / 101	3.0 / 86	3.1 / 88
0.5 / 13	-	-
4.1 / 114	3.0 / 86	3.1 / 88
3.9 / 110	3.2 / 90	3.2 / 90
0.6 / 15	-	-
4.5 / 125	3.2 / 90	3.2 / 90
31.5	27.5	27
33.5	29	28.5
840 x 545 x 595	830 x 475 x 530	830 x 475 x 530
895 x 575 x 600	875 x 510 x 530	875 x 510 x 530
0.41	0.38	0.38
169	118	118
✓	✓	✓
4 star	-	-
10	-	-
2	-	-
SN	SN/T	SN/T
37	39	37

Beko Refrigeration - Freezers

General Features	TFF673AP	TFF577AP	TFF546AP	TF546AP
Refrigeration Class	Tall Freezer	Tall Freezer	Tall Freezer	Tall Freezer
Refrigeration Type	Frost Free	Frost Free	Frost Free	Static
Energy Efficiency Class	A+	A+	A+	A+
Adjustable Front Feet	✓	✓	✓	✓
Wheels	–	–	–	–
Advanced Digital Display	–	–	–	–
Digital Display	–	–	–	–
Digital freezer temperature display in °C	–	–	–	–
Door hinges	Standard	Standard	Standard	Standard
Dual Action Wide Opening Door	–	–	–	–
Reversible door for LH or RH opening	✓	✓	✓	✓
Door Handles	Fitted protruding side handle	Fitted protruding side handle	Curved integrated flush handles	Curved integrated flush handles
Freezer Guard	✓	✓	✓	✓
Minimum ambient temperature required for satisfactory operation	down to -15°C	down to -15°C	down to -15°C	down to -15°C
Freezer features				
Adjustable Thermostat	✓	✓	✓	✓
Concealed Compartment in base	–	–	–	–
Defrosting method	Frost Free	Frost Free	Frost Free	Manual
Double Twist & Serve Ice Cube Tray	–	–	–	–
Fast Freeze Option	✓	✓	✓	✓
Freezer Drawers	7	8	5	5
Freezer Shelves	–	–	–	–
Storage Basket	–	–	–	–
Interior light in Freezer	–	–	–	–
High temperature indicator light	✓	–	–	–
Ice cube tray with ice bank	✓	–	–	–
Net & Gross Volumes				
Net Storage fresh food (cu.ft / litres)	–	–	–	–
Net Storage frozen food	8 / 227	6.9 / 196	5.6 / 157	6.2 / 175
Total Net Volume	8 / 227	6.9 / 196	5.6 / 157	6.2 / 175
Gross Storage fresh food	–	–	–	–
Gross Storage frozen food	9.4 / 265	7.7 / 220	7.0 / 197	7.4 / 209
Total Gross Volume	9.4 / 265	7.7 / 220	7.0 / 197	7.4 / 209
Dimensions & weights				
Net Weight (kg)	56	56	50	50
Gross Weight (kg)	61.5	60	54.5	54.5
Product height/width/depth (mm)	1730 x 605 x 600	1770 x 545 x 600	1455 x 545 x 595	1455 x 545 x 595
Carton height/width/depth (mm)	1800 x 665 x 680	1815 x 575 x 680	1535 x 575 x 630	1535 x 575 x 630
Consumption Values & Other Technical Specification				
Energy consumption per 100 litres (kWh/day)	0.37	0.39	0.42	0.37
Energy consumption (kWh/Year)	304	282	242	234
Approved to BSEN60335	✓	✓	✓	✓
Frozen food compartment rating	4 Star	4 Star	4 Star	4 Star
Freezer Meltdown time (hours)	13	13	17	25
Freezing capacity fresh food (kg /24 hr)	20	16	10	12
Climate class	SN/T	SN/T	SN	SN/T
Operating noise level dB(A)	40	42	41	38

CF1300AP	CF1100AP	CF393AP	UFF584AP	UF584AP	UF483AP
Under Counter Freezer	Under Counter Freezer	Under Counter Freezer	Under Counter Freezer	Under Counter Freezer	Under Counter Freezer
Static	Static	Frost Free	Static	Static	Static
A+	A+	A+	A+	A+	A+
–	–	–	–	–	–
–	–	–	–	–	–
–	–	–	–	–	–
–	–	–	–	–	–
–	–	–	–	–	–
Standard for Lid	Standard for Lid	Standard for Lid	Standard	Standard	Standard
–	–	–	–	–	–
–	–	–	✓	✓	✓
Integrated handle with Lock and Keys	Integrated flush handles	Curved integrated flush handles	Integrated handle with Lock and Keys	Curved integrated flush handles	Integrated flush handles
✓	✓	✓	✓	✓	✓
down to -15°C	down to -15°C	down to -15°C	down to -15°C	down to -15°C	down to -15°C
–	–	–	–	–	–
✓	✓	✓	✓	✓	✓
–	–	–	–	–	–
Manual	Manual	Manual	Frost Free	Manual	Manual
–	–	–	–	–	–
✓	✓	✓	✓	✓	–
–	–	–	2	2	3
–	1	–	1	1	–
3	2	1	–	–	–
✓	✓	–	–	–	–
✓	✓	✓	–	✓	–
–	–	–	✓	✓	–
–	–	–	–	–	–
12.7 / 360	10.6 / 298	3.5 / 100	2.6 / 75	3.0 / 75	2.3 / 65
12.7 / 360	10.6 / 298	3.5 / 100	2.6 / 75	3.0 / 75	2.3 / 65
–	–	–	–	–	–
13.2 / 374	11 / 310	3.6 / 103	3.1 / 90	3.6 / 102	2.4 / 66
13.2 / 374	11 / 310	3.6 / 103	3.1 / 90	3.6 / 102	2.4 / 66
–	–	–	–	–	–
49	44.5	27	31	31	29
53	48	28.5	33	33	30.5
860 x 1300 x 610	860 x 1100 x 610	860 x 537 x 610	840 x 545 x 595	840 x 545 x 595	820 x 475 x 530
910 x 1350 x 620	891 x 575 x 620	1535 x 575 x 630	885 x 575 x 600	885 x 575 x 600	875 x 510 x 530
–	–	–	–	–	–
0.23	0.25	0.47	0.71	0.61	0.74
304	272	170	193	189	177
✓	✓	✓	✓	✓	✓
4 Star	4 Star	4 Star	4 Star	4 Star	4 Star
36	36	18	10.5	13	15
18	15	4.5	10	10.5	8
SN/T	SN/T	SN/T	SN/T	SN/T	SN/T
40	40	40	41	39	37

General Features	WMB91442L	WMB91242L	ECO WMB81445L	WMB81241L	WMB71642
Max Load Capacity kg (dry clothes)	9	9	8	8	7
Spin Speed (rpm)	1400	1200	1400	1200	1600
Energy Efficiency Class	A++	A++	A+++ (50% better than A)	A+	A++
Washing Performance	A	A	A	A	A
Spin Performance	B	B	B	B	A
Number of Main Programmes	16	16	16	16	16
Display	Interactive Display	Interactive Display	Interactive Display	Interactive Display	Interactive Display
LED Programme Sequence Indicator Lights	On Display	On Display	On Display	On Display	On Display
Time delay	0 - 24 hr	0 - 24 hr	0 - 24 hr	0 - 24 hr	0 - 24 hr
Automatic Half Load	✓	✓	✓	✓	✓
Automatic Unbalanced Load Control	✓	✓	✓	✓	✓
Fully Variable Spin Speed Selection	✓	✓	✓	✓	✓
Fully Variable Temperature Selection	✓	✓	✓	✓	✓
Electronic Main Wash Programme Knob	✓	✓	✓	✓	✓
Child Lock Feature Operated Electronically	✓	✓	✓	✓	✓
Cold Fill	✓	✓	✓	✓	✓
Inner drum material	Stainless Steel	Stainless Steel	Stainless Steel	Stainless Steel	Stainless Steel
Door Opening Angle	165°	165°	165°	165°	155°
Electromechanical security door lock	✓	✓	✓	✓	✓
Programmes & Functions					
Pre-Wash Function	✓	✓	✓	✓	✓
Rinse Hold Function	✓	✓	✓	✓	✓
No spin Function	✓	✓	✓	✓	✓
Extra Rinse Function	✓	✓	✓	✓	✓
Quicker Wash Function	✓	✓	✓	✓	✓
Anti-Creasing Function	✓	✓	✓	✓	✓
Pet Hair Function	-	-	-	-	-
Cottons Programme	✓	✓	✓	✓	✓
A Class 40 Programme	✓	-	✓	-	-
Cottons Eco Programme	✓	✓	✓	✓	✓
Eco Clean 20 Programme	-	✓	-	✓	✓
Mini 30 Programme	-	-	-	-	-
Time Saver Programme	-	-	-	-	-
Daily Quick Programme	✓	✓	✓	✓	✓
Xpress Super Short Programme	✓	✓	✓	✓	✓
Duration of the Fast programme for full load at 30°C (min)	28	39	28	39	39
Synthetics Programme	✓	✓	✓	✓	✓
Woollens Programme	✓	✓	✓	✓	✓
Hand Wash Programme	✓	✓	✓	✓	✓
Freshen Up Programme	-	✓	-	✓	✓
Delicates Programme	✓	-	✓	-	-
Baby&Toddler Clothing Programme	✓	✓	✓	✓	✓
Dark Care Programme	-	✓	-	✓	✓
Mixed Fabrics Programme	-	✓	-	✓	✓
Shirts Programme	✓	-	✓	-	✓
Self Clean Programme	-	✓	-	✓	✓
Intensive Programme	-	-	-	✓	-
Sports Programme	✓	-	✓	-	-
Duvet Programme	✓	✓	✓	-	-
Fashion Care Programme	✓	-	✓	-	-
Dimensions & weights					
Net Weight (kg)	73	74	73	71	74
Gross Weight (kg)	74	75	74	72	75
Product height/width/depth (mm)	850 x 600 x 620	850 x 600 x 620	850 x 600 x 590	850 x 600 x 540	850 x 600 x 540
Carton height/width/depth (mm)	890 x 650 x 650	890 x 650 x 650	890 x 650 x 650	890 x 650 x 600	890 x 650 x 600
Consumption Values & Other Technical Specification					
Annual Energy Consumption - kWh/Year	242	242	156	248	194
Annual Water Consumption- l/year	12760	11660	10560	11000	9020
Energy Consumption of the Standard 60°C Cotton - Full Load (kWh)	1.251	1.3	0.725	1.389	1.001
Energy Consumption of the Standard 60°C Cotton - Partial Load (kWh)	1.138	1.036	0.655	0.968	0.838
Energy Consumption of the Standard 40°C Cotton - Partial Load (kWh)	0.278	0.776	0.64	0.784	0.652
Programme Time of the Standard 60°C Cotton - Full Load (min)	176	190	205	178	160
Programme Time of the Standard 60°C Cotton - Partial Load (min)	176	160	177	149	145
Programme Time of the Standard 40°C Cotton - Partial Load (min)	139	130	177	123	130
Drum Capacity (litres)	64	64	64	55	55
Noise Levels (Washing/Spinning)	52/73	55/71	54/73	55/73	57/75
Remaining Moisture (%)	53	53	53	53	44
Voltage/Frequency	230V/50Hz	230V/50Hz	230V/50Hz	230V/50Hz	230V/50Hz
Water Pressure	1-10 bar	1-10 bar	1-10 bar	1-10 bar	1-10 bar
Total power (W)	2200	2200	2200	2200	2200
Approved to BSEN60335	✓	✓	✓	✓	✓

WMB71442	WMB71231	WMB61631	WMB61431	WMB61221	WMB51221	WMB51021	WM5102
7	7	6	6	6	5	5	5
1400	1200	1600	1400	1200	1200	1000	1000
A++	A+	A+	A+	A+	A+	A+	A+
A	A	A	A	A	A	A	A
B	B	A	B	B	B	C	C
16	11	11	11	11	11	11	11
Interactive Display	Digital Display	Digital Display	Digital Display	–	–	–	–
On Display	On Display	On Display	On Display	✓	✓	✓	✓
0 - 24 hr	0 - 19 hr	0 - 19 hr	0 - 19 hr	3h, 6h, 9h	3h, 6h, 9h	3h, 6h, 9h	3h, 6h, 9h
✓	✓	✓	✓	✓	✓	✓	✓
✓	✓	✓	✓	✓	✓	✓	✓
✓	✓	✓	✓	✓	✓	✓	✓
✓	✓	✓	✓	✓	✓	✓	✓
✓	✓	✓	✓	✓	✓	✓	✓
✓	✓	✓	✓	✓	✓	✓	✓
✓	✓	✓	✓	✓	✓	✓	✓
Stainless Steel	Stainless Steel	Stainless Steel	Stainless Steel	Stainless Steel	Stainless Steel	Stainless Steel	Stainless Steel
155°	155°	155°	155°	155°	155°	155°	180°
✓	✓	✓	✓	✓	✓	✓	✓
✓	✓	✓	✓	✓	✓	✓	✓
✓	✓	–	✓	✓	✓	✓	✓
✓	✓	✓	✓	–	✓	✓	✓
✓	✓	✓	✓	–	–	–	–
✓	✓	✓	✓	✓	✓	✓	✓
✓	–	–	–	–	–	–	–
–	–	✓	–	–	–	–	–
✓	✓	✓	✓	✓	✓	✓	✓
–	–	–	–	–	–	–	–
✓	–	–	–	–	–	–	–
–	–	–	–	–	–	–	–
–	✓	✓	✓	✓	✓	✓	✓
✓	–	–	–	–	–	–	–
–	–	–	–	–	–	–	–
–	✓	✓	✓	✓	✓	✓	✓
✓	–	–	–	–	–	–	–
–	–	–	–	–	–	–	–
–	–	–	–	–	–	–	–
–	–	–	–	–	–	–	–
–	–	–	–	–	–	–	–
–	–	–	–	–	–	–	–
69	71	70	65	62	62	59	59
70	72	71	66	63	63	60	60
850 x 600 x 540	850 x 600 x 540	850 x 600 x 500	850 x 600 x 450	850 x 600 x 450	850 x 600 x 450	850 x 600 x 450	850 x 600 x 450
890 x 650 x 600	890 x 650 x 600	890 x 650 x 560	890 x 650 x 515	890 x 650 x 515	890 x 650 x 515	890 x 650 x 515	890 x 650 x 515
194	210	182	194	194	158	158	158
9020	9020	8800	8800	8800	7260	7260	7260
1.001	1.103	0.891	1.014	1.014	0.743	0.743	0.743
0.838	0.875	0.781	0.82	0.82	0.687	0.687	0.687
0.652	0.699	0.692	0.64	0.64	0.606	0.606	0.606
160	160	160	160	160	159	159	159
145	145	148	130	130	129	129	129
130	130	133	130	130	129	129	129
55	55	50	44	44	44	44	44
57/74	56/72	56/74	58/74	59/72	58/74	59/72	59/75
53	53	44	53	53	53	62	62
230V/50Hz	230V/50Hz	230V/50Hz	230V/50Hz	230V/50Hz	230V/50Hz	230V/50Hz	230V/50Hz
1-10 bar	1-10 bar	1-10 bar	1-10 bar	1-10 bar	1-10 bar	1-10 bar	1-10 bar
2200	2200	2200	2200	2200	2200	2200	2200
✓	✓	✓	✓	✓	✓	✓	✓

General Features	DCU9330	DPU8360	DCU8230	DCU7230
Drying Technology	Condenser	Heat Pump	Condenser	Condenser
Dryness Control Method (Timed/Sensor)	Sensor	Sensor	Sensor	Sensor
Energy Efficiency Class	B	A + (30% better than A)	B	B
Max Load Capacity Cottons (kg)	9	8	8	7
Max Load Capacity Synthetics (kg)	4.5	4	4	3.5
Number of Main Programmes	16	16	15	15
Number of Sensor Programmes	14	14	10	10
Number of Timed Programmes	12	12	5	5
Display	LCD Display	LCD Display	-	-
Time Delay	24 hr	24 hr	3hr, 6hr, 9hr	3hr, 6hr, 9hr
Drum Light	✓	✓	✓	✓
Position of water tank	Up	Up	Up	Up
Programme Sequence Indicator Lights	On Display	On Display	✓	✓
Indicator light on all function buttons	On Display	On Display	✓	✓
Water Tank Full Indicator Light	On Display	On Display	✓	✓
Clean Filter Indicator Light	On Display	On Display	✓	✓
Auto Cooldown Phase	✓	✓	✓	✓
Child Lock Feature Operated Electronically	✓	✓	✓	✓
Reverse Action (Bi-directional drum action)	✓	✓	✓	✓
Door Opening Angle	150°	150°	150°	150°
Inner Drum Material	Galvanised Steel	Galvanised Steel	Galvanised Steel	Galvanised Steel
Adjustable front feet	✓	✓	✓	✓
Large Porthole Door	✓	✓	✓	✓
Reversible Door	-	-	-	-
1.5m Venting hose supplied	-	-	-	-
Direct Drain hose supplied with the product	✓	✓	✓	✓
Easy Access Filter Positioned Conveniently	✓	✓	✓	✓
Start/Pause cancel Button	✓	✓	✓	✓
Can be installed under worktop	✓	✓	✓	✓
Minimum ambient temperature	5° C	5° C	5° C	5° C
High Quality Condenser Unit	✓	✓	✓	✓
Programmes & Functions				
End of cycle buzzer Function	✓	✓	✓	✓
Cancel End of cycle buzzer Function	✓	✓	✓	✓
Low Temperature Function	-	-	-	-
Dryness Level Function	✓	✓	-	-
Anti-Creasing Function	✓	✓	Automatic	Automatic
Cottons-Extra Dry Programme	✓	✓	✓	✓
Cottons-Normal Dry Programme	-	-	✓	✓
Cottons-Cupboard Dry Programme	✓	✓	✓	✓
Cottons-Iron Dry Programme	✓	✓	✓	✓
Synthetics-Cupboard Dry Programme	✓	✓	✓	✓
Synthetics-Iron Dry Programme	✓	✓	✓	✓
Jeans Programme	✓	✓	✓	✓
Shirts Programme	✓	✓	✓	✓
Sportswear Programme	✓	✓	-	-
Baby Clothing Programme	✓	✓	-	-
Xpress 35 min Programme	✓	-	✓	✓
Xpress 1kg Programme	-	✓	-	-
Rapid Dry 1.2kg Programme	-	-	-	-
Duration of the rapid programme (small loads)	35	45	35	35
Daily Quick Programme	✓	✓	-	-
Mix Programme	✓	✓	-	-
Delicates Programme	✓	✓	✓	✓
Woollen Care Programme	-	✓	-	-
Wool refresh Programme	✓	-	-	-
Freshen Up Programme	✓	✓	✓	✓
Timed Programmes Options	Up to 160 min	Up to 160 min	Up to 60 min	Up to 60 min
Consumption Values & Other Technical Specification				
Energy Consumption per cycle acc. To EN61121 - kWh/cycle	5.11	2.47	4.71	4.15
Annual Energy Consumption - kWh/cycle	616	299	561	504
Operating noise level - dB(A)	66	66	66	66
Drying Time (Min)	149	179	137	121
Drum Volume (litres)	118	118	118	102
Total Power (W)	2700	900	2700	2700
Heater Wattage Max (W)	2300	-	2300	2500
Motor Wattage (W)	200	200	200	200
Voltage/Frequency	230-240 V AC / 50 Hz	230-240 V AC / 50 Hz	230-240 V AC / 50 Hz	230-240 V AC / 50 Hz
Approved to BSEN60335	✓	✓	✓	✓
Dimensions & weights				
Net Weight (kg)	39	49	38	36
Gross Weight (kg)	41	51	40	38
Product height/width/depth (mm)	850 x 600 x 600	850 x 600 x 600	850 x 600 x 600	850 x 600 x 540
Carton height/width/depth (mm)	880 x 650 x 660	880 x 650 x 660	880 x 650 x 660	880 x 650 x 600

DC7110	DCU6130	DRVS73	DRVS62	DRVT61
Condenser Timed	Condenser Sensor	Vented Sensor	Vented Sensor	Vented Timed
C	B	C	C	C
7	6	7	6	6
3.5	3	3.5	3	3
8	15	15	11	8
–	10	10	6	–
8	5	5	5	8
–	–	–	–	–
–	–	3hr, 6hr, 9hr	–	–
–	✓	–	–	–
Bottom	Up	–	–	–
✓	✓	✓	✓	✓
✓	✓	✓	✓	✓
✓	✓	–	–	–
✓	✓	✓	✓	✓
✓	✓	✓	✓	✓
✓	✓	✓	✓	✓
✓	✓	✓	✓	✓
150°	150°	155°	155°	155°
Galvanised Steel	Galvanised Steel	Galvanised Steel	Galvanised Steel	Galvanised Steel
✓	✓	✓	✓	✓
✓	✓	✓	✓	✓
–	–	✓	✓	✓
–	–	✓	✓	✓
–	✓	–	–	–
✓	✓	✓	✓	✓
✓	✓	✓	✓	✓
✓	✓	✓	✓	✓
5° C	5° C	5° C	5° C	5° C
✓	✓	✓	✓	✓
–	✓	✓	✓	–
–	✓	✓	✓	–
✓	–	–	–	✓
–	–	–	–	–
Automatic	Automatic	Automatic	Automatic	Automatic
–	✓	✓	✓	–
–	✓	✓	–	–
–	✓	✓	✓	–
–	✓	✓	✓	–
–	✓	✓	✓	–
–	✓	✓	–	–
–	✓	✓	–	–
–	–	–	–	–
–	–	–	–	–
–	✓	–	–	–
–	–	–	–	–
–	–	✓	–	–
–	35	30	–	–
–	–	–	–	–
–	–	–	–	–
–	✓	✓	✓	–
–	–	–	–	–
–	–	–	–	–
✓	✓	✓	✓	✓
Up to 150 min	Up to 60 min	Up to 60 min	Up to 60 min	Up to 130 min
4.34	3.67	4.2	3.65	3.65
564	445	514	458	458
66	66	66	66	66
135	102	140	110	110
102	102	104	104	104
2700	2700	2200	2200	2400
2500	2500	2000	2000	2200
200	200	200	200	200
230-240 V AC / 50 Hz	230-240 V AC / 50 Hz	230-240 V AC / 50 Hz	230-240 V AC / 50 Hz	230-240 V AC / 50 Hz
✓	✓	✓	✓	✓
35	36	31	31	31
37	38	33	33	33
850 x 600 x 540	850 x 600 x 540	850 x 600 x 540	850 x 600 x 540	850 x 600 x 540
880 x 650 x 600	880 x 650 x 600	890 x 665 x 600	890 x 665 x 600	890 x 665 x 600

General Features	DSFN6839	DSFN6830	DSFN1532
Dishwasher Type	Standard Size	Standard Size	Standard Size
Place Setting Capacity	13	13	12
Energy Efficiency Class	A+	A+	A
Cleaning Performance	A	A	A
Drying Performance	A	A	A
Number of Programmes	8	8	5
Number of Wash Temperatures	6	6	4
Display	✓	✓	–
Needs only Cold Water Supply	✓	✓	✓
Delay Timer	Up to 9 hr	Up to 9 hr	–
Interior	Stainless Steel	Stainless Steel	Stainless Steel
Flood Protection (AquaSafe)	✓	✓	✓
Automatic Wash Water Temperature Selection	✓	✓	✓
Start/stop Button	✓	✓	✓
Rinse Aid Indicator - Light	On Screen	On Screen	On Panel
Salt Indicator - Light	On Screen	On Screen	On Panel
Adjustable Rinse Aid Dosage	✓	✓	✓
Programme Sequence Indicator Lights	✓	✓	✓
Flow through Concealed Heater	✓	✓	✓
Hot Air Drying System	–	–	✓
Turbo Fan Active Heat Drying System	✓	✓	–
Number of Spray Arms	3	3	3
Removable, washable three layer filter; main, coarse and microfilter	✓	✓	✓
Antibacterial Seal	✓	✓	✓
Maximum Feet adjustment (cm)	1.5	1.5	1.5
BLDC Motor	✓	✓	–
Main Filter Type	Metal	Metal	Metal
Folding Tines on Lower Basket to Place Saucepans/bowls	✓	✓	✓
Folding Tines on Upper Basket to Place Saucepans/bowls	✓	✓	–
Height Adjustable Upper Basket (Loaded Adjustable)	✓	✓	✓
Height Adjustable Upper Basket (Unloaded Adjustable)	–	–	–
Height Adjustable Cup Racks on Upper Basket	Adjustable	Adjustable	Adjustable
Quantity of cup Rack on Upper Basket	4	4	4
Removable Cutlery Basket	✓	✓	✓
Cutlery Drawer (3rd Bsket)	✓	–	–
Maximum Plate Diameter in Lower Basket (cm)	31	31	31
Maximum Plate Diameter in Upper Basket (cm)	25	25	25
Lower Basket Long Tool Rack	✓	✓	–
Lower Bakset Bottle Holder	–	–	–
4 adjustable feet	✓	✓	✓
Softline Worktop, Removable	✓	✓	✓
Half Load option	✓	✓	✓
Combi Tablet Compatible	✓	✓	✓
Programmes			
Pre wash (No heat) Duration (min)	15	15	15
Rapid (35°C) Duration (min)	30	30	30
Economy (50°C) Duration (min)	167	171	146
Quick and Clean (60°C) Duration (min)	58	58	58
Auto Sense (40-65°C) Duration (min)	80 - 154	80 - 154	–
Intensive (70°C) Duration (min)	143	143	115
Hygiene (70°C) Duration (min)	124	124	–
Active (40°C) Duration (min)	126	126	–
Consumption Values & Other Technical Specification			
Energy consumption for reference (Economy) programme - kWh/cycle	1.03	0.94	1.15
Water consumption for reference (Economy) programme - litres/cycle	6	10	15
Annual Energy Consumption (AEC) (kWh) **2	295	271	328
Annual Water consumption (AWC) (l) ***3	1680	2800	4200
Noise Level dB(A)	43	44	49
Power Consumption in 'off-mode' (Po) (W)	0.09	0.09	0.05
Power Consumption in "left-on mode" (Pl) (W)	0.93	0.93	0.53
Program Duration (Tt) (min) in Eco 50 Programme	167	171	146
Voltage/Frequency	220-240 V ~ / 50 Hz	220-240 V ~ / 50 Hz	220-240 V ~ / 50 Hz
Water Pressure	3-10 bar	3-10 bar	3-10 bar
Total Power (W)	1900 - 2200	1900 - 2200	1900 - 2200
Heater Power (W)	1800	1800	1800
Pump Power (W)	105/30	105/30	125/30
Approved to BSEN60335	✓	✓	✓
Dimensions & weights			
Net Weight (kg)	47	47	44
Gross Weight (kg)	50	50	47
Product height/width/depth (mm)	850 x 600 x 570	850 x 600 x 570	850 x 600 x 570
Carton height/width/depth (mm)	890 x 644 x 661	890 x 644 x 661	890 x 644 x 661

DWD5412	DWD4312	DSFS1531	DE2542F
Standard Size	Standard Size	Slimline	Slimline
12	12	10	10
A	A	A	A
A	A	A	A
A	A	A	A
5	4	5	5
4	4	4	4
-	-	-	-
✓	✓	✓	✓
-	-	-	-
Stainless Steel	Stainless Steel	Stainless Steel	Stainless Steel
✓	✓	✓	✓
✓	✓	✓	✓
✓	✓	✓	✓
On Panel	-	On Panel	On Panel
On Panel	On Panel	On Panel	On Panel
✓	✓	✓	✓
✓	✓	✓	✓
✓	✓	✓	✓
✓	✓	✓	✓
-	-	-	-
3	3	3	3
✓	✓	✓	✓
-	-	✓	-
1.5	1.5	1.5	1.5
-	-	-	-
Metal	Metal	Metal	Metal
✓	✓	✓	✓
-	-	-	-
-	-	-	-
✓	✓	✓	✓
Adjustable	Adjustable	Fixed	Fixed
4	2	4	4
✓	✓	✓	✓
-	-	-	-
31	31	31	31
25	25	25	25
-	-	-	-
-	-	-	-
✓	✓	✓	✓
✓	✓	✓	✓
-	-	✓	✓
✓	✓	✓	✓
15	-	15	15
30	30	30	30
146	146	165	165
58	58	58	58
-	-	-	-
115	115	115	115
-	-	-	-
-	-	-	-
1.15	1.15	0.91	0.91
15	15	13	13
328	328	257	257
4200	4200	3640	3640
49	49	49	49
0.08	0.08	0.05	0.08
0.42	0.42	0.53	0.42
146	146	165	165
220-240 V ~ / 50 Hz	220-240 V ~ / 50 Hz	220-240 V ~ / 50 Hz	220-240 V ~ / 50 Hz
3-10 bar	3-10 bar	3-10 bar	3-10 bar
1900 - 2200	1900 - 2200	1900 - 2200	1900 - 2200
1800	1800	1800	1800
125/30	125/30	90/30	90/30
✓	✓	✓	✓
43	44	40.5	40.5
46	47	43	43
850 x 600 x 570	850 x 600 x 570	850 x 450 x 570	850 x 450 x 570
890 x 644 x 661	890 x 644 x 661	890 x 494 x 661	890 x 494 x 661

Notes

Notes

[illegible]