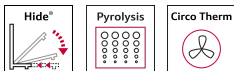


N 50, BUILT-IN OVEN, 60 X 60 CM, STAINLESS
STEEL
B6ACH7AN7B



- ✓ Slide&Hide® – The fully retracting oven door.
- ✓ Home Connect - Control your oven via the App.
- ✓ Dual cleaning options: Pyrolytic cleaning programmes - just let the oven interior clean itself. EasyClean - the quick and easy option for day to day maintenance.
- ✓ LCD-Display – simple, straightforward with large characters for clear reading
- ✓ CircoTherm® – Smart hot-air solution that lets you bake on up to three levels at once.

Built-in / Free-standing: Built-in
Integrated Cleaning system: Pyrolytic+Hydrolytic
Required niche size for installation (HxWxD): 585-595 x 560-568 x 550 mm
Dimensions: 595x594x548 mm
Dimensions of the packed product (HxWxD): . 675 x 660 x 690 mm
Control Panel Material: Glass
Door Material: Glass
Net weight: 39.0 kg
Usable volume of cavity: 71 l
Cooking method: Bread Baking Setting, Full width grill, Hotair gentle, Hot Air, Conventional heat, Pizza setting, Bottom heat, Hot air grilling
Oven control: electronic
Length electrical supply cord: 120.0 cm
EAN code: 4242004281412
Number of cavities (2010/30/EC): 1
Energy efficiency rating: A+
Energy consumption per cycle conventional (2010/30/EC): 0.94 kWh/cycle
Energy consumption per cycle forced air convection (2010/30/EC): 0.69 kWh/cycle
Energy efficiency index (2010/30/EC): 81.2 %
Connection Rating: 2990 W
Fuse protection: 13 A
Voltage: 220-240 V
Frequency: 50; 60 Hz
Plug type: no plug (electrical connection by electrician)
Included accessories: 2 x combination grid, 1 x universal pan



4 242004 281412

2 x combination grid, 1 x universal pan

Z11AB15A0 Baking tray, non-stick ceramic coated, Z11AU15A0 Universal pan, non-stick ceramic coated, Z11CR10X0 Baking and roasting grid (standard), Z11GU20X0 Glasspan, Z11TI15X0 Cliprails, Z1913X0 Baking Stone, Z12CB10A0 Baking tray, enamelled, Z12CL10A0 Lid for professional pan, enamelled, Z12CM10A0 Moussaka pan, enamelled, Z12CN10A0 Professional pan, enamelled, Z12CP10A0 Pizza pan, enamelled, Z12CU10A0 Multipurpose pan, enamelled, Z1365WX0 Wireless food thermometer, Z1608BX0 Full ext rails, level independent, Z1650BE0 Half tray, Z1655CA0 Air Fry & Grill tray

N 50, BUILT-IN OVEN, 60 X 60 CM, STAINLESS STEEL B6ACH7AN7B

Features

- Oven with 8 cooking functions: heating methods: CircoTherm®, Top/bottom heat, Circo-roasting, Full surface grill, CircoTherm® intensive, Bread baking, Bottom heat, CircoTherm® gentle
- Heating methods only via Home Connect App: air fry, let rest, preheating
- Temperature range 30 °C - 275 °C
- Cavity volume: 71 litre

Level independent telescopic rails

- 4 shelf positions
- Available as an accessory

Design

- Elongated designed dials, Retractable control dials, Bevelled oval controls
- Cavity inner surface: enamel anthracite

Cleaning

- Pyrolytic cleaning
- EasyClean
- Full glass inner door

Programmes/functions

- LCD-Display Control (white)
- Electronic clock timer
- Temperature proposal
- Actual temperature display Heating up indicator Automatic start
- Slide&Hide® with fixed handle
- Bar handle
- Rapid heat
- Interior halogen light, On/off button
- Cooling fan
- Stainless-steel fan
- Info button
- HomeConnect ready on WLAN

Accessories

- 2 x combination grid, 1 x universal pan

Features

- 30 °C - Very low door temperature
- Quadruple glazed door glazed CoolTouch door
- Door lock during pyrolytic cleaning
- Control panel lock Automatic safety switch off Residual heat indicator Door contact switch

Technical information

- 120 cm Cable length
- Nominal voltage: 220 - 240 V
- Total connected load electric: 2.99 KW

Performance/technical information

- Appliance dimension (hwxwd): 595 mm x 594 mm x 548 mm

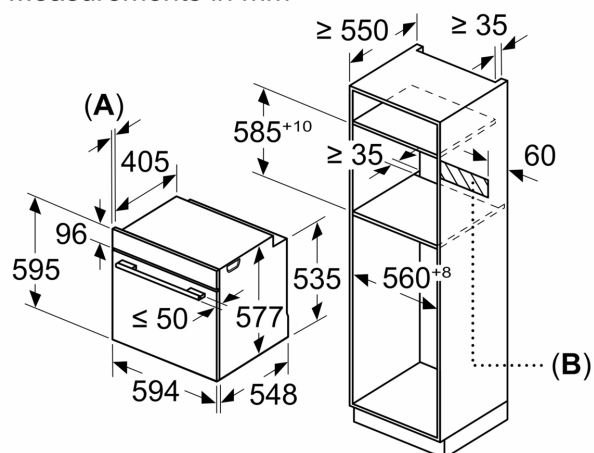
- Niche dimension (hwxwd): 585 mm - 595 mm x 560 mm - 568 mm x 550 mm
- Please refer to the dimensions provided in the installation manual
- We recommend you to choose complementary products within N50, in order to assure an optimal design combination of your Built-In appliances.

N 50, BUILT-IN OVEN, 60 X 60 CM, STAINLESS
STEEL
B6ACH7AN7B

If the appliance will be installed underneath a hob, the following worktop thicknesses (including substructure if necessary) must be taken into account.

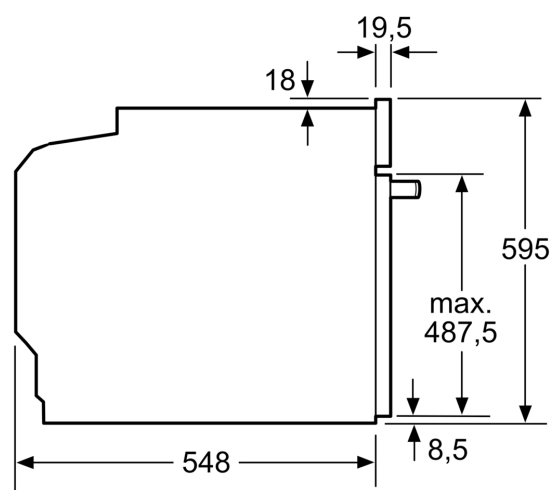
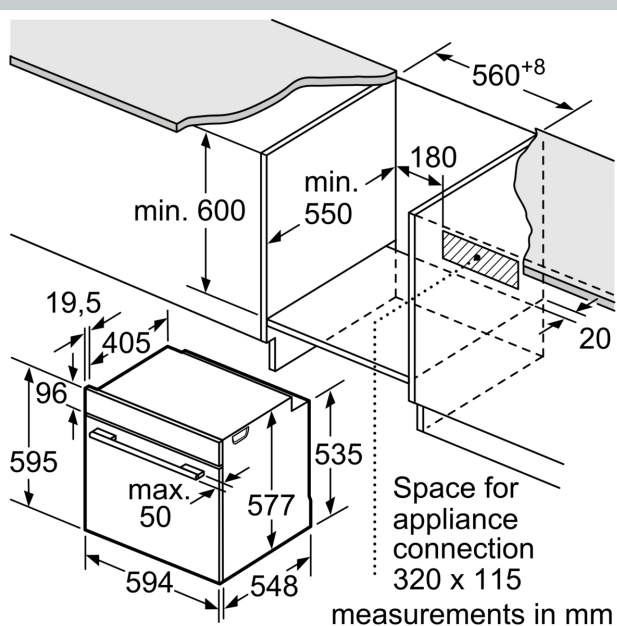
Hob type	min. worktop thickness	
	fitted	flush
Induction hob	37 mm	38 mm
Full surface Induction hob	47 mm	48 mm
Gas hob	30 mm	38 mm
Electric hob	27 mm	30 mm

Measurements in mm



A: 19.5 mm

B: Space for appliance connection 320 x 115 mm



measurements in mm

Installation with a hob.

