

ELECTRICAL RETAIL

PRODUCT SPECIFICATIONS

2014



perfekt in form und funktion

Contents

Cooking

Ovens	4
MaxiKlasse™	4
Pyroluxe®	5
ProCombi	6
Built-In Double Ovens	7
Built-Under Double Ovens	8
Freestanding Cookers	9

Hobs

MaxiSight® Induction	10
MaxiSense® Induction	11
CrystalLine	12
Ceramic	13
Gas	14

Hoods

Designer Hoods	16
Standard	18

Compact Range

Ovens	19
Coffee Machine	19
Combination Microwaves	20
Warming Drawers	21
Microwaves	22

Cleaning

Integrated Dishwashers	24
Freestanding Dishwashers	26

Cooling

PerfektFit™ and Side by Side	27
Freestanding	28
Fridge Freezers	28
Cabinet Fridges and Freezers	30
Undercounter Fridges and Freezers	31

Built-In

Fridge Freezers	32
Fridges and Freezers	34

Laundry

Built-In	39
Washing Machines	39
Washer Dryers	40
Freestanding	41
Washing Machines	41
Dryers	43
Washer Dryers	45

Floorcare

Vacuums	46
---------	----



Overviews



	BE5003021M	BE3003021M	BE2003021M
Oven Features			
Control Type	Retractable rotary	Retractable rotary	Rotary
Illuminated controls	•		
Menu guided cooking			
Oven capacity (usable)	74	74	74
Number of functions	8	8	4
Fast heat up	•		
SoftMotion™ soft close door			
ProFrame™			
Fully programmable timer	•	•	•
Core temperature sensor			
Floodlight™	•	•	
Sidelight			•
Cleaning	Diamond glazed enamel	Diamond glazed enamel	Diamond glazed enamel
Oven door glazing	Triple	Triple	Double
Cooling fan	•	•	•
Accessories			
Number of shelves	2 antistick	2 antistick	2 wire
Telescopic runners			
MaxiTray™			
Full width grill / meat pan (with trivet)	•	•	•
Perforated baking trays			
Patisserie tray			
Dimensions			
Appliance dimensions			
Height (mm)	594	594	594
Width (mm)	594	594	594
Depth (mm)	567	567	567
Aperture dimensions			
Height (mm)	590	590	590
Width (mm)	560	560	560
Depth (mm)	550	550	550
Performance			
Oven temperature range (°C)	30 - 300	50 - 275	50 - 275
Energy efficiency class	A-20%	A-20%	A-20%
Energy efficiency class in mode static/fan	Fan	Fan	Fan
Energy consumption fan (kWh)	0.89	0.79	0.79
Cook time standard load fan (min)	47	47	
Energy consumption static (kWh)	0.99	0.89	
Cook time standard load fan (min)	51	51	
Largest baking sheet surface area (cm²)	1418	1418	1175
Connected load (kW)	3.5	3.5	3.5
Fuse rating (A)	16	16	16
Oven/grill power (max kW)	3.5 / 3.1	3.5 / 3.1	3.0 / 2.9
Steam power output (steam only kW)			

Overviews



	BP7304021M	BP5003021M	BP3003021M
Oven Features			
Control Type	Electronic Touch	Retractable rotary	Retractable rotary
Illuminated controls		•	
Menu guided cooking	•	•	
Oven capacity (usable)	74	74	74
Number of functions	10	8	8
Fast heat up	•	•	
SoftMotion™ soft close door	•		
ProFrame™	•		
Fully programmable timer	•	•	•
Core temperature sensor	•		
Floodlight™	•	•	•
Sidelight	•		
Cleaning	Pyrolytic	Pyrolytic	Pyrolytic
Oven door glazing	Quadruple	Quadruple	Quadruple
Cooling fan	•	•	•
Accessories			
Number of shelves	2 antistick	2 antistick	2 antistick
Telescopic runners			
MaxiTray™	•		
Full width grill / meat pan (with trivet)	•	•	•
Perforated baking trays			
Patisserie tray			
Dimensions			
Appliance dimensions			
Height (mm)	594	594	594
Width (mm)	594	594	594
Depth (mm)	567	567	567
Aperture dimensions			
Height (mm)	590	590	590
Width (mm)	560	560	560
Depth (mm)	550	550	550
Performance			
Oven temperature range (°C)	30 - 300	30 - 300	30 - 300
Energy efficiency class	A-20%	A-20%	A-20%
Energy efficiency class in mode static/fan	Fan	Fan	Fan
Energy consumption fan (kWh)	0.79	0.79	0.79
Cook time standard load fan (min)	43	43	43
Energy consumption static (kWh)	0.89	0.89	0.89
Cook time standard load fan (min)	51	51	51
Largest baking sheet surface area (cm²)	1424	1418	1418
Connected load (kW)	3.5	3.5	3.5
Fuse rating (A)	16	16	16
Oven/grill power (max kW)	3.5 / 2.3	3.5 / 2.3	3.5 / 2.3
Steam power output (steam only kW)			

Overviews



	BP5014321M	BS7304021M
Oven Features		
Control Type	Electronic Touch	Electronic Touch
Illuminated controls	•	•
Menu guided cooking	•	•
Oven capacity (usable)	74	73
Number of functions	10	14
Fast heat up	•	•
SoftMotion™ soft close door	•	•
ProFrame™	•	•
Fully programmable timer	•	•
Core temperature sensor	•	•
Floodlight™	•	•
Sidelight	•	•
Cleaning	Pyrolytic	Steam cleaning
Oven door glazing	Quadruple	Quadruple
Cooling fan	•	•
Accessories		
Number of shelves	2 antistick	2 stainless steel
Telescopic runners	•	•
MaxiTray™	•	•
Full width grill / meat pan (with trivet)	•	•
Perforated baking trays		
Patisserie tray		
Dimensions		
Appliance dimensions		
Height (mm)	594	594
Width (mm)	594	594
Depth (mm)	567	567
Aperture dimensions		
Height (mm)	590	590
Width (mm)	560	560
Depth (mm)	550	550
Performance		
Oven temperature range (°C)	30 - 300	30 - 230
Energy efficiency class	A-20%	A-20%
Energy efficiency class in mode static/fan	Fan	Fan
Energy consumption fan (kWh)	0.79	0.89
Cook time standard load fan (min)	43	45
Energy consumption static (kWh)	0.89	0.99
Cook time standard load fan (min)	51	53
Largest baking sheet surface area (cm ²)	1424	1424
Connected load (kW)	3.5	3.5
Fuse rating (A)	16	16
Oven/grill power (max kW)	3.5 / 2.3	3.5 / 2.3
Steam power output (steam only kW)	1.3	1.3

Overviews



	DC4003020M	DE4003020M
Oven Features		
T = Top / B = Bottom	T / B	T / B
Control Type	Retractable rotary	Retractable rotary
Oven capacity (usable)	43 / 68	43 / 68
Number of cooking functions	5_8	5_2
Fully programmable timer	Main oven	Main oven
Cleaning	Catalytic	Diamond glazed enamel
Oven doors glazing	Double	Double
Lights	2 x back	2 x back
Cooling fan	•	•
Accessories		
Number of shelves	1_2	1_2
Full width grill / meat pan (with trivet)	•	•
Dimensions		
Appliance dimensions		
Height (mm)	888	888
Width (mm)	594	594
Depth (mm)	548	548
Aperture dimensions		
Height (mm)	875	875
Width (mm)	560	560
Depth (mm)	550	550
Performance		
Energy efficiency class	A / A	A / A
Energy efficiency class in mode static/fan	Static / Fan	Static / Fan
Energy consumption fan (kWh)	N/A / 0.82	N/A / 0.82
Cook time standard load fan (min)	NA / 44	NA / 44
Energy consumption static (kWh)	0.88/N/A	0.79 / N/A
Cook time standard load static (min)	52 / 49	52 / NA
Largest baking sheet surface area (cm ²)	1175	1175
Connected load (kW)	5.1	4.1
Fuse rating (A)	30	30
Oven/Grill power (max kW)	2.35/2.975	2.35/1.975
Grill power (max kW)	2.3 / 1.9	2.3 / N/A

Overviews



NC4003020M

Oven Features	T / B
T = Top / B = Bottom	T / B
Control Type	Retractable rotary
Oven capacity (usable)	40 / 46
Number of cooking functions	5_2
Fully programmable timer	Main oven
Cleaning	Catalytic
Oven doors glazing	Double
Lights	2 x back
Cooling fan	•
Accessories	
Number of shelves	1_2
Full width grill / meat pan (with trivet)	•
Dimensions	
Appliance dimensions	
Height (mm)	715
Width (mm)	594
Depth (mm)	548
Aperture dimensions	
Height (mm)	870
Width (mm)	600
Depth (mm)	550
Performance	
Energy efficiency class	A / A
Energy efficiency class in mode static/fan	Static / Fan
Energy consumption fan (kWh)	N/A / 0.79
Cook time standard load fan (min)	NA / 48
Energy consumption static (kWh)	0.79 / N/A
Cook time standard load static (min)	52 / NA
Largest baking sheet surface area (cm ²)	1175
Connected load (kW)	4.1
Fuse rating (A)	30
Oven/grill power (max kW)	2.35 / 1.975
Grill power (max kW)	2.3 / N/A

Overviews



49332i-MN

49002V-MN

Oven Features	T / B	T / B
T = Top / B = Bottom	T / B	T / B
Control type	Electronic touch	Electronic touch
Display	LED	LED
Child lock	•	•
Fully programmable timer	•	•
Cleaning (both ovens)	Catalytic	Catalytic
Oven doors glazing	Triple	Triple
Cooling fan	•	•
Hob features		
Hob Type	MaxiSense induction	Ceramic
Automatic heat up (AUTOMAX)	•	•
Stop + Go	•	•
Residual heat/hob on indicators	•	•
Boosters	•	•
Top oven features		
Number of cooking functions	4	4
Top oven capacity (usable) litres	40	40
Main oven features		
Number of cooking functions	8	8
Main oven capacity (usable) litres	74	74
Heat and hold function	•	•
Fast heat up	•	•
Food probe	•	•
Zone Specification		
No. of cooking zones	4 sections	4
Front left spec		Triple
Front left rating (kW)	2.3 / 3.2	0.8 / 1.6 / 2.3
Front left diameter (mm)	210	120 / 175 / 210
Front right spec		Single
Front right rating (kW)	2.3 / 3.2	1.8
Front right diameter (mm)	210	180
Rear left spec		Single
Rear left rating (kW)	2.3 / 3.2	1.2
Rear left diameter (mm)	210	145
Rear right spec		Dual
Rear right rating (kW)	2.3 / 3.2	0.7 / 1.7
Rear right diameter (mm)	210	120 / 180
Product Dimensions		
Height (mm)	900	900
Width (mm)	596	596
Depth (mm)	600	600
Performance		
Oven temperature range°C	30-280	30-280
Energy efficiency class	A-10%	A-10%
Energy efficiency class in mode	Static/Fan	Static/Fan
Energy consumption fan (kWh)	N/A / 0.89	N/A / 0.89
Cooking standard load fan (mins)	N/A / 47	N/A / 47
Energy consumption static (kWh)	0.69/0.96	0.69/0.96
Cooking standard load static (mins)	41 / 51	41 / 51
Connected load (kW)	10.2	11.4
Fuse rating (A)	30	30
Baking tray surface area (cm ²)	1424	1424
Oven power (max)	3.5 / 3.5	3.5 / 3.5
Grill power (max)	2.9 / 2.9	2.9 / 2.9

Overviews



HK654400XB/FB

Features	
Number of cooking zones	4 sections
Control type	DirekTouch
Display	LED
Control position	Front
Bridge function	Left & right
Automatic heat up (AUTOMAX)	•
Stop & Go	•
Residual heat indicator	3 step
Öko timer	•
Minute minder	•
Count up timer	•
Pot sensors	•
Boosters (all zones)	•
Child lock	•
Zone Specification	
Front left spec	
Front left rating (kW)	1.8 / 2.6
Front left diameter (mm)	180
Rear left spec	
Rear left rating (kW)	1.8 / 2.6
Rear left diameter (mm)	180
Front middle spec	
Front middle rating (kW)	
Front middle diameter (mm)	
Rear middle spec	
Rear middle rating (kW)	
Rear middle diameter (mm)	
Front right spec	
Front right rating (kW)	1.8 / 2.6
Front right diameter (mm)	180
Rear right spec	
Rear right rating (kW)	1.8 / 2.6
Rear right diameter (mm)	180
Appliance dimensions	
F=Frameless SS=Stainless steel	
Appliance dimensions	
Width (mm)	FB 590 / XB 576
Depth (mm)	FB 520 / XB 516
Aperture dimensions	
Height (mm)	55
Width (mm)	560
Depth (mm)	490
Electrical Connection	
Connected load (kW)	7.4
Fuse rating (A)	30

Overviews



HK854320FB

HK654200FB

HK634200XB

Features		HK854320FB		HK654200FB		HK634200XB	
Number of cooking zones		4		4		4	
Control type		DirekTouch		DirekTouch		Touch	
Display		LED		LED		LED	
Control position		Front		Front		Front	
Bridge function		•		•		•	
Automatic heat up (AUTOMAX)		•		•		•	
Stop & Go		•		•		•	
Residual heat indicator		3 step		3 step		•	
Öko timer		•		•		•	
Minute minder		•		•		•	
Count up timer		•		•		•	
Pot sensors		•		•		•	
Boosters (all zones)		•		•		1 booster	
Child lock		•		•		•	
Zone Specification		HK854320FB		HK654200FB		HK634200XB	
Front left spec		Single		Single		Single	
Front left rating (kW)		2.3 / 3.2		2.3 / 3.7		2.3 / 3.7	
Front left diameter (mm)		210		210		210	
Rear left spec		Single		Single		Single	
Rear left rating (kW)		2.3 / 3.2		1.8 / 2.8		1.8 / 2.8	
Rear left diameter (mm)		210		180		180	
Front middle spec		Single					
Front middle rating (kW)		1.4 / 2.5					
Front middle diameter (mm)		145					
Rear middle spec							
Rear middle rating (kW)							
Rear middle diameter (mm)							
Front right spec				Single		Single	
Front right rating (kW)				1.4 / 2.5		1.4 / 2.5	
Front right diameter (mm)				145		145	
Rear right spec		Single		Single		Single	
Rear right rating (kW)		2.4 / 3.7		1.8 / 2.8		1.8 / 2.8	
Rear right diameter (mm)		300		180		180	
Dimensions		HK854320FB		HK654200FB		HK634200XB	
Appliance dimensions		HK854320FB		HK654200FB		HK634200XB	
Width (mm)		780		590		576	
Depth (mm)		520		520		516	
Aperture dimensions		HK854320FB		HK654200FB		HK634200XB	
Height (mm)		50		55		55	
Width (mm)		750		560		560	
Depth (mm)		490		490		490	
Electrical Connection		HK854320FB		HK654200FB		HK634200XB	
Connected load (kW)		7.4		7.4		7.4	
Fuse rating (A)		30		30		30	

Overviews



HK854080FB

HK764070FB

Features	HK854080FB	HK764070FB
Number of cooking zones	4	4
Control position	Front	Left & Right
Control type	DirekTouch	DirekTouch
Automatic heat up (AUTOMAX)	•	•
Stop & Go	•	•
Residual heat indicator	3 step	3 step
Öko timer	•	•
Minute Minder	•	•
Count up timer	•	•
Child lock	•	•
Zone Specification		
Front left spec	Dual	Triple
Front left rating (kW)	0.7 / 1.7	0.8 / 1.6 / 2.3
Front left diameter (mm)	120 / 180	120 / 175 / 210
Rear left spec	Single	Single
Rear left rating (kW)	1.2	1.2
Rear left diameter (mm)	145	145
Rear middle spec	Triple	
Rear middle rating (kW)	1.05 / 1.95 / 2.7	
Rear middle diameter (mm)	145 / 210 / 270	
Front right spec		Single
Front right rating (kW)		1.8
Front right diameter (mm)		180
Rear right spec	Dual	Dual
Rear right rating (kW)	1.4 / 2.2	1.4 / 2.2
Rear right diameter (mm)	170 x 265	170 x 265
Dimensions		
Appliance dimensions		
Width (mm)	780	710
Depth (mm)	520	520
Aperture dimensions		
Height (mm)	50	38
Width (mm)	750	680
Depth (mm)	490	490
Electrical Connection		
Connected load (kW)	7.8	7.5
Fuse rating (A)	30	30

Overviews




HK634060XB

HK634030FB

HK624010FB

HK614010MB

Features	HK634060XB	HK634030FB	HK624010FB	HK614010MB
Number of cooking zones	4	4	4	4
Control position	Front	Front	Front	Side right
Control type	Touch	Touch	Touch	Rotary
Automatic heat up (AUTOMAX)	•	•		
Stop & Go	•	•		
Residual heat indicator	•	•	•	•
Öko timer				
Minute Minder	•	•		
Count up timer				
Child lock	•	•	•	•
Zone Specification				
Front left spec	Dual	Triple	Dual	Dual
Front left rating (kW)	0.75 / 2.2	0.8 / 1.6 / 2.3	0.75 / 2.2	0.75 / 2.2
Front left diameter (mm)	120 / 210	120 / 175 / 210	120 / 210	120 / 210
Rear left spec	Single	Single	Single	Single
Rear left rating (kW)	1.2	1.2	1.2	1.2
Rear left diameter (mm)	145	145	145	145
Rear middle spec				
Rear middle rating (kW)				
Rear middle diameter (mm)				
Front right spec	Single	Single	Single	Single
Front right rating (kW)	1.2	1.2	1.2	1.2
Front right diameter (mm)	145	145	145	145
Rear right spec	Dual	Dual	Single	Single
Rear right rating (kW)	1.5 / 2.4	0.7 / 1.7	1.8	1.8
Rear right diameter (mm)	170 x 265	120 / 180	180	180
Dimensions				
Appliance dimensions				
Width (mm)	576	590	590	576
Depth (mm)	516	520	520	506
Aperture dimensions				
Height (mm)	38	38	38	38
Width (mm)	560	560	560	560
Depth (mm)	490	490	490	490
Electrical Connection				
Connected load (kW)	7	6.4	6.4	6.4
Fuse rating (A)	30	30	30	30



	HG795440NB	HG694340NB
Features		
Number of cooking zones	5	4
Ignition type	Integral	Integral
Control position	Front	Front
LED display	•	•
Wok support	•	•
Cast iron pan support	•	•
Safety thermocouples	•	•
Zone Specification		
Front left spec	Semi-rapid	Simmer
Front left rating (kWh)	1.9	1
Front left diameter (mm)	70	54
Rear left spec	Semi-rapid	Rapid
Rear left rating (kWh)	1.9	2.9
Rear left diameter (mm)	70	10
Front middle spec		
Front middle rating (kWh)		
Front middle diameter (mm)		
Rear middle spec	Wok triple crown	
Rear middle rating (kWh)	3.8	
Rear middle diameter (mm)	122	
Front right spec	Simmer	Semi-rapid
Front right rating (kWh)	1	1.9
Front right diameter (mm)	54	70
Rear right spec	Semi-rapid	Semi-rapid
Rear right rating (kWh)	1.9	1.9
Rear right diameter (mm)	70	70
Max gas power (kW)	10.5	7.7
Dimensions		
Appliance dimensions		
Width (mm)	680	590
Depth (mm)	510	520
Aperture dimensions		
Height (mm)	45	30
Width (mm)	560	560
Depth (mm)	480	480
Electrical Connection		
Fuse rating (A)	3	3

Overviews



	HG956440SM	HG755440SM	HG654440SM	HG654320NM
Features				
Number of cooking zones	6	5	4	4
Ignition type	Integral	Integral	Integral	Integral
Control position	Front	Front	Front	Front
LED display	•	•	•	
Wok support	•	•	•	
Cast iron pan support	•	•	•	•
Safety thermocouples	•	•	•	•
Zone Specification				
Front left spec	Rapid	Semi-rapid	Semi-rapid	Semi-rapid
Front left rating (kWh)	3	2	2	2
Front left diameter (mm)	100	70	70	70
Rear left spec	Simmer	Semi-rapid	Semi-rapid	Semi-rapid
Rear left rating (kWh)	1	2	2	2
Rear left diameter (mm)	54	70	70	70
Front middle spec	Semi-rapid			
Front middle rating (kWh)	2			
Front middle diameter (mm)	70			
Rear middle spec	Semi-rapid	Wok triple crown		
Rear middle rating (kWh)	2	4		
Rear middle diameter (mm)	70	122		
Front right spec	Wok triple crown	Simmer	Simmer	Simmer
Front right rating (kWh)	4	1	1	1
Front right diameter (mm)	122	54	54	54
Rear right spec	Simmer	Rapid	Wok triple crown	Rapid
Rear right rating (kWh)	1	3	4	3
Rear right diameter (mm)	54	100	122	100
Max gas power (kW)	13	12	9	8
Dimensions				
Appliance dimensions				
Width (mm)	894	744	594	594
Depth (mm)	510	510	510	510
Aperture dimensions				
Height (mm)	30	30	30	30
Width (mm)	830	560	560	560
Depth (mm)	480	480	480	480
Electrical Connection				
Fuse rating (A)	3	3	3	3

Overviews



X56143MD0 X59143MD0 HD8510-M HD6470-M

Features	X56143MD0	X59143MD0	HD8510-M	HD6470-M
Control type	Push Button	Push Button	Electronic push	Electronic touch
Fan speed	3	3	4	3
Lights (W)	2 x 20 Halogen	2 x 20 Halogen	2 x 20 Halogen	2 x 20 Halogen
Charcoal filter included	•	•	•	•
Metal grease filter	•	•	•	•
Intensive setting				
Ducted maximum (ca.m3/h)	430	430	790	470
Ducted intensive (ca.m3/h)				
Noise (max. setting) ducted (dB (A))	65	65	74	64
Recirculation maximum (ca.m3/h)	300	300	420	270
Recirculation intensive (ca.m3/h)				
Noise (max. setting) recirculation (dB (A))	64	64	72	67
Installation height from				
Electric hob (mm)	500	500	650	500
Gas hob (mm)	650	650	750	650
Dimensions				
Height for ducted (mm)	785 - 920	785 - 920	740 - 1230	660 - 1120
Height for recirculation (if different) (mm)	785 - 1050	785 - 1050		755 - 1220
Width (mm)	598	898	1000	598 - 698 - 798
Depth (mm)	470	470	515	500
Other				
Ventilation hose diameter (mm)	150	150	150	150
Fuse rating (A)	13	13	13	13

Overviews



DK4460-M DK4490-M HC5690-M

Feature	DK4460-M	DK4490-M	HC5690-M
Control type	Electronic Push Button	Electronic Push Button	Touch
Fan speed	4	4	4
Lights (W)	2 x 20 Halogen	2 x 20 Halogen	2 x 20 Halogen
Charcoal filter included	•	•	•
Metal grease filter	•	•	•
Intensive setting	•	•	•
Ducted maximum (ca.m3/h)	304	304	520
Ducted intensive (ca.m3/h)	423	423	650
Noise (max. setting) ducted (dB (A))	62	62	67
Recirculation maximum (ca.m3/h)	243	243	400
Recirculation intensive (ca.m3/h)	282	282	450
Noise (max. setting) recirculation (dB (A))	66	66	72
Installation height from			
Electric hob (mm)	500	500	500
Gas hob (mm)	650	650	650
Dimensions			
Height for ducted (mm)	705-1140	705-1140	820 - 1275
Height for recirculation (if different) (mm)			820 - 1370
Width (mm)	598	898	898
Depth (mm)	500	500	480
Other			
Ventilation hose diameter (mm)	150	150	150
Fuse rating (A)	13	13	13

- CDK6FR - 150mm (6") diameter flexible ducting kit, 3 metre length. For use with all AEG hoods.
 CDK5F - 120mm (5") diameter flexible ducting kit, 1 metre length. 100mm (4") reduction collar included. For use with all AEG hoods up to 1 metre ducting.
 CDK5FR - 120mm (5") diameter flexible ducting kit for ducting hoods situated away from an exterior wall, up to 3 metres. 100mm (4") reduction collar included. For use with all AEG hoods.
 - For full installation aperture dimensions see installation instructions.

Overviews



	DH1690-M	DL7275-M9	DF6164-M	DE6261-ML
Features				
Control type	Electronic Push Buttons	Slider	Slider	Electronic slider
Fan speed	4	4	3	Variable
Lights (W)	NA	2 x 20 Halogen	2 x 20 Halogen	2 x 20 Halogen
Charcoal filter included	•	•	•	•
Metal grease filter	•	•	•	•
Intensive setting		•		•
Ducted maximum (ca.m3/h)	900	440	324	300
Ducted intensive (ca.m3/h)		540		450
Noise (max. setting) ducted (dB (A))	58	64	63	56
Recirculation maximum (ca.m3/h)	780	320	246	225
Recirculation intensive (ca.m3/h)		365		250
Noise (max. setting) recirculation (dB (A))	56	70	66	66
Installation height from				
Electric hob (mm)	NA	500	500	500
Gas hob (mm)	NA	700	650	700
Dimensions				
Height for ducted (mm)	300	252	173	400
Height for recirculation (if different) (mm)				
Width (mm)	880	724	598	598
Depth (mm)	108	289	295	270
Other				
Ventilation hose diameter (mm)	150	150	120	120
Fuse rating (A)	13	13	13	13

Overviews



	KS8404021M	KE8404021M
Features		
Digital touch controls	•	•
Digital temperature control	•	•
Fully programmable electronic timer	•	•
Oven door glazing	Triple	Quadruple
Cleaning	Diamond Glazed Enamel	Diamond Glazed Enamel
Cooling fan	•	•
Steam	•	
Accessories		
Number of shelves		2
Grill/meat pan	•	•
Dimensions		
Appliance dimensions		
Height (mm)	455	455
Width (mm)	594	594
Depth (mm)	540	540
Aperture dimensions		
Height (mm)	450	450
Width (mm)	558	558
Depth (mm)	580	580
Performance		
Energy efficiency class 2	A	A-10%
Energy consumption fan (kWh)	0.74	0.71
Energy efficiency class in mode static/fan	Fan	Fan
Oven temperature range (°C)	30 - 250	30 - 230
Fan/convection oven output (kW)	2.97	
Grill output (kW)	2.6	
Steam power output (kW)		
Connected load (kW)	2.973	1.5
Fuse rating (A)	13	13
Oven/grill power (max) (kW)	2.97 / 2.6	1.5 / N/A
Interior lights (W)	1 x back, 1 x side	1 x top

Overviews



	PE4542-M
Features	
Electronic touch controls	•
LED display	•
Pre-programmed coffee selection	•
Water sensor with LED when refill required	•
Steam/water spout with LED indicators	•
Height adjustable coffee dispenser	•
Lamp	•
Dimensions	
Appliance dimensions	
Product height (mm)	455
Product width (mm)	594
Product depth (mm)	361
Built-in dimensions	
Built-in height (mm)	450
Built-in width (mm)	560
Built-in depth (mm)	550
Electrical Connection	
Connected load (kW)	1.35
Fuse rating (A)	13
Working pressure (bar)	15

- CDK6FR - 150mm (6") diameter flexible ducting kit, 3 metre length. For use with all AEG hoods.
 CDK5F - 120mm (5") diameter flexible ducting kit, 1 metre length. 100mm (4") reduction collar included. For use with all AEG hoods up to 1 metre ducting.
 CDK5FR - 120mm (5") diameter flexible ducting kit for ducting hoods situated away from an exterior wall, up to 3 metres. 100mm (4") reduction collar included. For use with all AEG hoods.
 - For full installation aperture dimensions see installation instructions.

- Energy efficiency class based on a scale of A (most efficient) to G (least efficient).
 - Installation aperture dimensions, for full details please refer to the installation guidelines.

Overviews



KM8403021M

KR8403021M

Features	KM8403021M	KR8403021M
Combi microwave, fan oven and grill	•	
Duo microwave and grill		•
Solo microwave		
Oven volume (litres)	40	38
Auto defrost by weight programmes	4	4
Auto cook by weight programmes	8	4
Control type	Touch	Touch
Electronic clock/programmer	•	•
Quickstart	•	•
Power save mode	•	•
Programme end signal	•	•
Drop down door		•
Under counter installation		•
In-column installation	•	•
Dimensions		
Appliance dimensions		
Height (mm)	455	455
Width (mm)	594	594
Depth (mm)	542	542
Built-in dimensions		
Built-in height (mm)	450	450
Built-in width (mm)	560	560
Built-in depth (mm)	580	550
Performance		
Microwave output (IEC 705) (W)	1000	1000
Heating category 1	E	E
Microwave power levels	5	5
Grill output (kW)	1.9	1.5
Convection oven output (kW)		
Connected load (kW)	3	3
Fuse rating (A)	20	20

Overviews



KD91404E

KD92923E

Features	KD91404E	KD92923E
Place settings	6	12
Cups and glass warming (40°C)	•	•
Plate warming (60°C)	•	•
Food warming (80°C max)	•	•
Defrosting (30°C max)	•	•
Heating element	•	•
Fan air circulation	•	•
Rotary control knob	•	•
Variable temperature control	•	•
On/off LED	•	•
Anti-slip mat	•	•
Temperature range	30 - 80	30 - 80
Product Dimensions		
Appliance dimensions		
Height (mm)	140	295
Width (mm)	594	594
Depth (mm)	535	535
Built-in dimensions		
Built-in height (mm)	140	295
Built-in width (mm)	560	560
Built-in depth (mm)	550	550
Performance		
Connected load (kW)	0.43	0.55
Fuse rating (A)	13	13
Power (max (kW))	0.43	0.55

Overviews



MCD2664E-M

MCD1763E-M

Features	MCD2664E-M	MCD1763E-M
Combi microwave, fan oven and grill		
Duo microwave and grill	•	•
Solo microwave		
Oven volume (litres)	26	17
Auto defrost by weight programmes	4	4
Auto cook by weight programmes	8	6
Control type	Rotary with push buttons	Rotary with push buttons
Electronic clock/programmer	•	•
Quickstart	•	•
Power save mode	•	•
Programme end signal	•	•
Drop down door		
Under counter installation		
In-column installation	•	•
Dimensions		
Appliance dimensions		
Height (mm)	459	371
Width (mm)	594	594
Depth (mm)	437	316
Built-in dimensions		
Built-in height (mm)	450	360
Built-in width (mm)	560	560
Built-in depth (mm)	580	300
Performance		
Microwave output (IEC 705) (W)	900	800
Heating category 1	E	E
Microwave power levels	5	5
Grill output (kW)	1	1
Convection oven output (kW)		
Connected load (kW)	2.4	2.2
Fuse rating (A)	13	13

Overviews



MC2664E-M

MC1763E-M

MC1753E-M

Features	MC2664E-M	MC1763E-M	MC1753E-M
Combi microwave, fan oven and grill			
Duo microwave and grill			
Solo microwave	•	•	•
Oven volume (litres)	26	17	17
Auto defrost by weight programmes	4	4	4
Auto cook by weight programmes	8	6	6
Control type	Rotary with push buttons	Rotary with push buttons	Rotary with push buttons
Electronic clock/programmer	•	•	•
Quickstart	•	•	•
Power save mode	•	•	•
Programme end signal	•	•	•
Drop down door			
Under counter installation	•	•	•
In-column installation	•	•	•
Dimensions			
Appliance dimensions			
Height (mm)	459	371	371
Width (mm)	594	594	494
Depth (mm)	437	316	316
Built-in dimensions			
Built-in height (mm)	450	360	360
Built-in width (mm)	560	560	460
Built-in depth (mm)	580	300	300
Performance			
Microwave output (IEC 705) (W)	900	800	800
Heating category 1	E	E	E
Microwave power levels	5	5	5
Grill output (kW)			
Convection oven output (kW)			
Connected load (kW)	1.3	1.2	1.2
Fuse rating (A)	13	13	13

- Heating category of the microwave in line with government guidelines.
 - Installation aperture dimensions, for full details please refer to the installation guidelines.

Overviews



F55002ViOP F34502Vi0 F55402ViOP F55200Vi0

Features	F55002ViOP	F34502Vi0	F55402ViOP	F55200Vi0
Auto Sense				
Capacity (number of IEC place settings)	12	12	9	6
Control type	LED with push buttons	Push buttons	LED with push buttons	LED with push buttons
ExtraSilent				•
Number of temperatures	4	3	4	3
Number of programmes	5	4	5	5
Automatic 45°C - 70°C programme	•		•	•
50 min 55°C				
Quickwash 60°C, 30min programme	•		•	
Pro 70°C programme	•	•	•	•
Glass 45°C programme				
Prerinse programme	•	•	•	
DryTech system	•	•	•	•
Multi-tab option	•	•	•	•
Delay start	•	•	•	•
Time remaining	•	•	•	•
Height adjustable upper basket	•	•	•	•
Foldable plate racks - bottom basket	•	•	•	•
Foldable cup shelves - upper basket	•	•	•	•
Foldable cup shelves - bottom basket	•	•	•	•
Moveable cutlery basket	•	•	•	•
Time beam - spotlight	•	•	•	•
Red beam - spotlight	•	•	•	•
Interior light	•	•	•	•
Double fulcrum hinge	•	•	•	•
Dimensions				
Appliance dimensions				
Height (mm)	818	818	818	447
Width (mm)	596	596	446	545
Depth (mm)	550	555	550	494
Aperture dimensions				
Built-in height (mm)	820 - 900	820 - 880	820 - 900	450 - 460
Built-in width (mm)	600	600	450	550
Built-in depth (mm)	570	570	570	510
Furniture door dimensions				
Door height (mm)	680 - 775	645 - 720	644 - 720	460 - 470
Door width (mm)	596	596	446	545
Door weight (min - max)	1.5-10kg	2-10kg	1.5-6kg	4.7kg max
Performance				
Declared Programme	Eco 50	Eco 50	Eco 50	Eco 55
Energy efficiency class	A+	A+	A	A
Energy efficiency index	62.8	62.8	70.9	67.8
Annual energy consumption (kWh)	290	290	250	188
Annual water consumption (litres)	3140	3080	2495	2100
Energy consumption (kWh)	1.00	0.86	0.89	0.64
Water consumption (litres)	11	13	8.5	7.5
Drying performance	A	A	A	B
Maximum noise level (dB(A) re 1pw)	47	51	49	45
Cleaning performance	A	A	A	A
Programme time (mins)	155	145	195	150
Stand-by power (W)	0.1	0.99	0.1	0.99
Off mode power (W)	0.1	0.5	0.1	0.1
Left-on mode power (W)	0.1	0.5	0.1	0.99
Left-on mode duration (mins)	10		10	
Other				
Voltage	220-240	220-240	220-240	240
Frequency	50	50	50	50
Connected load	2.2	2.2	2.2	1.08
Fuse rating	13	13	13	13
Minimum water pressure (1 bar / 15 psi)	•	•	•	•
Inlet hose with 3/4" BSP thread hose connection	•	•	•	•
Water softener	•	•	•	•
Water supply	Cold	Cold	Cold	Cold
Salt refill indicator	•	•	•	•
Rinse aid refill indicator	•	•	•	•
Water hardness setting	•	•	•	•
Top and side fixing brackets	•	•	•	•
Worktop steam protection (metallic)	•	•	•	•

Overviews



F99009W0P/M0P F88072W0P F77012W0P/M0P

Features	F99009W0P/M0P	F88072W0P	F77012W0P/M0P
Capacity (number of IEC place settings)	12	12	12
Control type	LCD with touch buttons	LCD with touch buttons	LCD with push buttons
ExtraSilent	•	•	•
Number of temperatures	6	5	7
Number of programmes	9	8	5
Automatic 45°C - 70°C programme	•	•	•
50 min 55°C	•	•	•
Quickwash 60°C, 30min programme	•	•	•
Pro 70°C programme	•	•	•
Glass 45°C programme	•	•	•
Rinse and hold programme	•	•	•
DryTech system	•	•	•
Multi-tab option	•	•	•
Delay start	1-24hrs	1-24hrs	1-24hrs
Time remaining	•	•	•
Height adjustable upper basket	•	•	•
Foldable plate racks - bottom basket	•	•	•
Foldable cup shelves - upper basket	•	•	•
Moveable cutlery basket	•	•	•
Interior light	•	•	•
Autosense	•	•	•
Eco50	•	•	•
ProZone	•	•	•
Product Dimensions			
Height (mm)	850	850	850
Width (mm)	596	596	596
Depth (mm)	610	610	610
Performance			
Declared Programme	Eco 50	Eco 50	Eco 50
Energy efficiency class	A+	A++	A++
Energy efficiency index	62.8	55.8	55.8
Annual energy consumption (kWh)	290	258	258
Annual water consumption (litres)	2860	2860	2860
Energy consumption (kWh)	1.030	0.92	0.92
Water consumption (litres)	10.2	10.2	10.2
Drying performance	A	A	A
Maximum noise level (dB(A) re 1pw)	39	44	44
Cleaning performance	A	A	A
Programme time (mins)	170	195	195
Stand-by power (W)	0.1	0.1	0.1
Off mode power (W)	0.1	0.1	0.1
Left-on mode power (W)	0.1	0.1	0.1
Left-on mode duration (mins)	10	10	10
Auto Off	•	•	•
Other			
Voltage	220-240	220-240	220-240
Frequency	50	50	50
Connected load	2.2	2.2	2.2
Fuse rating	13	13	13
Minimum water pressure (1 bar / 15 psi)	•	•	•
Inlet hose with 3/4" BSP thread hose connection	•	•	•
Water softener	•	•	•
Water supply	Cold	Cold	Cold
Salt refill indicator	•	•	•
Rinse aid refill indicator	•	•	•
Water hardness setting	•	•	•

Overviews



F55020W0P



F45013W0



F88419W0P

Features	F55020W0P	F45013W0	F88419W0P
Capacity (number of IEC place settings)	12	12	9
Control type	LCD with push buttons	LCD with push buttons	LCD with touch buttons
ExtraSilent			•
Number of temperatures	4	4	6
Number of programmes	5	5	8
Automatic 45°C - 70°C programme	•	•	•
50 min 55°C	•		
Quickwash 60°C, 30min programme	•	•	•
Pro 70°C programme	•	•	•
Glass 45°C programme	•	•	•
Rinse and hold programme	•	•	•
DryTech system	•	•	•
Multi-tab option	•	•	•
Delay start	1-24hrs	1-19hrs	1-24hrs
Time remaining	•	•	•
Height adjustable upper basket	•	•	•
Foldable plate racks - bottom basket	•	•	•
Foldable cup shelves - upper basket	•	•	•
Moveable cutlery basket	•		
Interior light			•
Autosense			
Eco50			
ProZone			
Product Dimensions			
Height (mm)	850	850	850
Width (mm)	596	600	446
Depth (mm)	610	610	610
Performance			
Declared Programme	Eco 50	Eco 50	Eco 50
Energy efficiency class	A+	A+	A+
Energy efficiency index	62.8	62.3	62.0
Annual energy consumption (kWh)	290	288	222
Annual water consumption (litres)	3140	3475	2495
Energy consumption (kWh)	1.00	1.01	0.79
Water consumption (litres)	11.0	12.4	8.9
Drying performance	A	A	A
Maximum noise level (dB(A) re 1pw)	49	47	45
Cleaning performance	A	A	A
Programme time (mins)	160	168	166
Stand-by power (W)	0.1	0.99	0.1
Off mode power (W)	0.1	0.1	0.1
Left-on mode power (W)	0.1	0.99	0.1
Left-on mode duration (mins)	10		10
Auto Off	•		•
Other			
Voltage	220-240	220-240	220-240
Frequency	50	50	50
Connected load	2.2	2.2	2.2
Fuse rating	13	13	13
Minimum water pressure (1 bar / 15 psi)	•	•	•
Inlet hose with 3/4" BSP thread hose connection	•	•	•
Water softener	•	•	•
Water supply	Cold	Cold	Cold
Salt refill indicator	•	•	•
Rinse aid refill indicator	•	•	•
Water hardness setting	•	•	•

Overviews



S95800XTM0



S95500XNM0



S96090XVM1

Features	S95800XTM0	S95500XNM0	S96090XVM1
LCD touch display	•	•	•
Wine cellar	•	•	•
Coolmatic	•	•	•
Shopping mode	•	•	•
Holiday mode	•	•	•
Frostmatic	•	•	•
Door open alarm	•	•	•
High temperature alarm	•	•	•
Fridge Features			
Fridge gross capacity (litres/cubic feet)	332/11.7	332/11.7	380/13.4
Fridge net capacity (litres/cubic feet)	330/11.6	330/11.6	359/12.7
Defrost - fridge	Automatic	Automatic	Automatic
Dynamic air technology	•	•	•
Variable temperature compartment			•
Glass shelves (full depth)	4	4	3
Glass shelves (half depth)	2	2	
Full width transparent salad drawers with glass lid	•	•	•
Dairy compartment with lid	•	•	•
Full width door shelves	4	4	4
Half width sliding shelf	•	•	
Egg tray	2	2	
Interior LED light	•	•	•
Wine Cooler Features			
Wine cellar gross capacity (litres/cubic feet)	164/5.8		
Wine cellar net capacity (litres/cubic feet)	162/5.7		
Defrost - fridge	Automatic		
Multi airflow cooling fan	•		
Wooden shelves	4		
Storage drawer	•		
Interior LED light	•		
Freezer Features			
Gross capacity (litres/cubic feet)	91/3.2	220/7.8	228/8
Net capacity (litres/cubic feet)	78/2.8	208/7.3	179/6.3
Star Rating	4 Star	4 Star	4 Star
Freezing capacity (kg/24hours)	10	20	13
Defrost - freezer	Automatic	Automatic	Automatic
Power cut safe hours	25	21	10
Freezer drawers	4	5	2
Fold down compartments		2	
Glass shelves			3
Ice packs	2	2	
Design			
Main colour	Stainless steel	Stainless steel	Stainless steel
Product Dimensions			
Height (mm)	1855	1855	1770
Width (mm)	1090	1090	912
Depth (mm)	575	575	738
Depth with door open (mm)	1092	1092	1164
Performance			
Annual energy consumption kWh	429	426	447
Energy efficiency class	A+	A+	A+
Energy efficiency index %	43.9	43.9	41.9
Climate class	N-ST-T	SN-N-ST	SN-N-ST-T
Noise dB (A)	38	44	44
Freezing capacity kg/24hr	10	20	13
Power cut safe rising time hr	25	21	4
Minimum ambient temperature °C	16	10	10

Overviews



S94400CTX0 S83600CM S83800CT S83200CM S73400CT

Features	S94400CTX0	S83600CM	S83800CT	S83200CM	S73400CT
Mechanical temperature control					
Electronic temperature control					
On-door LCD touch display	•	•		•	
LCD touch controls/Electronic control			•/		/•
Shopping mode	•	•		•	
Holiday mode	•	•	•	•	
High temperature alarm	•	•	•	•	
Frostmatic	•	•	•	•	
Coolmatic	•	•	•	•	•
Minute minder	•	•	•	•	
Door opening	Right	Right	Right & Reversible	Right	Right & Reversible
Fridge Features	S94400CTX0	S83600CM	S83800CT	S83200CM	S73400CT
Gross capacity (litres/cubic feet)	312/11.01	291/10.27	291/10.27	249/8.79	249/8.79
Net capacity (litres/cubic feet)	305/10.77	280/9.88	285/10.0	239/8.44	245/8.65
Defrost - fridge	Automatic	Automatic	Automatic	Automatic	Automatic
Glass shelves	3	3	3	2	3
Dynamic air technology/multi-airflow cooling	/•	/•	•/	/•	•/
Fresh box with quick chill		•	•	•	•
Large telescopic pull out salad drawer	•	•	•	•	•
2 extra deep half width salad drawers					
Dairy compartment with lid	•	•	•	•	•
No. of full width door shelves	2	3	3	2	2
Half width sliding door shelf					
Internal fridge light/soft rise LED lighting	•/	/•	/•	/•	•/
Wine rack (holds 5 bottles)	•	•	•	•	•
Egg tray	1	1	1	1	•
Air purifier	•	•		•	
Freezer Features	S94400CTX0	S83600CM	S83800CT	S83200CM	S73400CT
Gross capacity (litres/cubic feet)	128/4.52	91/3.21	91/3.21	91/3.21	91/3.21
Net capacity (litres/cubic feet)	102/3.60	78/2.75	76/2.66	78/2.75	78/2.75
Defrost - freezer	Automatic	Automatic	Automatic	Automatic	Automatic
No. of full width drawers	1	2	2	2	2
No. of half width drawers	1	1	1	1	1
Telescopic freezer drawers	•				
Twist & serve icemaker	•				
Glass freezer shelf					
Design	S94400CTX0	S83600CM	S83800CT	S83200CM	S73400CT
Main colour	S94400CTX0	S83600CMM0	S83800CTM0	S83200CMM0	S73400CTS1
White		S83600CMW0	S83800CTW0	S83200CMW0	S73400CTW1
Product Dimensions	S94400CTX0	S83600CM	S83800CT	S83200CM	S73400CT
Height (mm)	1965	2025	2010	1865	1850
Width (mm)	695	595	595	595	595
Depth (inc. handle) (mm)	669	658	658	658	658
Performance	S94400CTX0	S83600CM	S83800CT	S83200CM	S73400CT
Annual energy consumption kWh	274	330	247	313	315
Energy efficiency class	A+	A+	A++	A+	A+
Energy efficiency index %	32.9	43.9	32.9	43.9	43
Climate class	SN-N-ST-T	SN-N-ST-T	SN-N-ST-T	SN-N-ST-T	SN-N-ST-T
Noise dB (A)	44	44	42	44	43
Freezing capacity kg/24hr	14	10	10	10	4
Power cut safe rising time hr	20	18	18	18	18
Minimum ambient temperature °C	10	10	10	10	10

Energy efficiency class based on a scale of A+++ (most efficient) to D (least efficient). Energy consumption is based on standard test results for 24hrs in accordance with EN153. Actual consumption will depend on how the appliance is used and where it is located. Power cut safe hours = Time for food temperature to rise from -18°C to 9°C with the power off and the door remaining closed. Climate class = The product is suitable for use in ambient temperatures of: SN = 10-32°C; N = 16-32°C; ST = 18-38°C; T = 18-43°C

Overviews



S53600CS S74100DTX0

Features	S53600CS	S74100DTX0
Mechanical temperature control	•	
Electronic temperature control		•
On-door LCD touch display		
LCD touch controls/Electronic control		
Shopping mode		
Holiday mode		
High temperature alarm		
Frostmatic		•
Coolmatic		
Minute minder		
Door opening	Right & Reversible	Right & Reversible
Fridge Features	S53600CS	S74100DTX0
Gross capacity (litres/cubic feet)	249/8.79	335/11.82
Net capacity (litres/cubic feet)	245/8.65	323/11.40
Defrost - fridge	Manual	Automatic
Glass shelves	2	3
Dynamic air technology/multi airflow cooking		•/
Fresh box with quick chill		
Large telescopic pull out salad drawer		•
2 extra deep half width salad drawers	•	
Dairy compartment with lid	•	•
No. of full width door shelves	2	2
Half width sliding door shelf		•
Internal fridge light/LED lighting	/•	•/
Wine rack (holds 5 bottles)	•	•
Egg tray	1	2
Air purifier		
Freezer Features	S53600CS	S74100DTX0
Gross capacity (litres/cubic feet)	110/3.88	78/2.75
Net capacity (litres/cubic feet)	92/3.25	78/2.75
Defrost - freezer	Automatic	Automatic
No. of full width drawers		
No. of half depth drawers	1	
Telescopic freezer drawers		
Glass freezer shelf		•
Twist & serve ice maker		•
Design	S53600CS	S74100DTX0
Stainless steel	S53600CSS0	S74100DTX0
White	S53600CSW0	
Product Dimensions	S53600CS	S74100DTX0
Height (mm)	1850	1800
Width (mm)	595	695
Depth (inc. handle) (mm)	658	696
Performance	S53600CS	S74100DTX0
Annual energy consumption kWh	235	325
Energy efficiency class	A++	A+
Energy efficiency index %	32.8	43.8
Climate class	N-ST-T	SN-N-ST-T
Noise dB (A)	39	44
Freezing capacity kg/24hr	4	4
Power cut safe rising time hr	20	20
Minimum ambient temperature °C	16	10

Overviews



S54000KM A72710GN S63300KD A72010GN

Features	S54000KM	A72710GN	S63300KD	A72010GN
LCD Touch display	•	•	•	•
Door open alarm	•	•	•	•
High temperature alarm	•	•	•	•
Holiday mode	•	•	•	•
Coolmatic	•	•	•	•
Frostmatic	•	•	•	•
Minute minder	•	•	•	•
Gross capacity (litres/cu.ft)	386/13.6	250/8.8	325/11.5	200/7
Net capacity (litres/cu.ft)	381/13.4	227/8.1	320/11.3	181/6.3
Defrost fridge/freezer	Automatic	Automatic	Automatic	Automatic
Multi airflow cooling/Dynamic Air Technology	•/	•	/•	•
Glass shelves	4	•	4	•
Large telescopic salad drawer	2	•	1	•
Dairy compartment with lid	1	•	1	•
Wine rack	•	•	•	•
No. of door shelves	4	•	3	•
LED lighting	•	•	•	•
Egg tray	1	•	1	•
Air purifier	•	•	•	•
No. of compartments (drawers/flaps)	•	6/1	•	5/1
Maxi drawers	•	3	•	2
Ice packs	•	2	•	2
Door opening	Right & Reversible	Left & Reversible	Right & Reversible	Right & Reversible
Design				
Stainless steel	S54000KMX0	A72710GNX0	S63300KDX0	A72010GNX0
White	S54000KMW0	A72710GNW0	S63300KDW0	A72010GNW0
Stainless steel matching Fridge or Freezer	A72710GNX0	S54000KMX0	A72010GNX0	S63300KDX0
White matching Fridge or Freezer	A72710GNW0	S54000KMW0	A72010GNW0	S63300KDW0
Product Dimensions				
Height (mm)	1850	1850	1540	1540
Width (mm)	595	595	595	595
Depth (mm)	658	658	658	658
Performance				
Annual energy consumption kWh	154	229	110	203
Energy efficiency class	A+	A++	A++	A++
Energy efficiency index %	44	33	33	33
Climate class	SN-N-ST-T	SN-N-ST-T	SN-N-ST-T	SN-N-ST-T
Noise dB (A)	38	42	38	42
Freezing capacity kg/24hr	•	20	•	20
Power cut safe rising time hr	•	20	•	30
Minimum ambient temperature °C	10	10	10	10

Overviews



S71700TS A81000TN A71101TSX0

Features	S71700TS	A81000TN	A71101TSX0
Mechanical temperature control	•	•	•
Electronic temperature control	•	•	•
High temperature alarm	•	•	•
Frostmatic	•	•	•
Gross capacity (litres/cubic feet)	155/5.47	100/3.53	110/3.9
Net capacity (litres/cubic feet)	152/5.37	80/2.82	93/3.2
Defrost - fridge/freezer	Automatic	Automatic	Manual
Glass shelves	2	•	•
Full width salad drawer	1	•	•
Dairy compartment with lid	1	•	•
No. of door shelves	2	•	•
Egg tray	2	•	•
Fridge light	•	•	•
No. of full width drawers	•	3	3
No. of half width drawers	•	1	1
Door opening	Right & Reversible	Right & Reversible	Right & Reversible
Design			
Stainless steel	S71700TSX0	•	A81000TNX0
White	S71700TSW0	A81000TNW0	•
Stainless steel matching Fridge or Freezer	A81000TNX0	•	A71101TSX0
White matching Fridge or Freezer	A81000TNW0	S71700TSW0	•
Product Dimensions			
Height (mm)	850	850	850
Width (mm)	595	595	595
Depth (inc. handle) (mm)	635	635	635
Performance			
Annual energy consumption kWh	94	188	145
Energy efficiency class	A++	A+	A++
Energy efficiency index %	32.7	41.9	32.8
Climate class	SN-N-ST-T	SN-N-ST-T	SN-N-ST-T
Noise dB (A)	38	42	39
Freezing capacity kg/24hr	•	9	14
Power cut safe rising time hr	•	13	24
Minimum ambient temperature °C	10	10	10

Overviews



SCZ71800F0 SCT81800S0 SCN71800S1 SCT81900S0 SCT71900S0

Main Features	SCZ71800F0	SCT81800S0	SCN71800S1	SCT81900S0	SCT71900S0
LCD Touch display	•	•			•
Electronic temperature control			•	•	•
Adjustable thermostat knob					
Minute minder	•	•			
Display child lock	•	•	•	•	•
Holiday setting	•	•	•	•	•
Coolmatic	•	•	•	•	•
Frostmatic	•	•	•	•	•
High temperature warning alarm	•	•	•	•	•
Door open alarm	•	•	•		
Fridge Features					
Gross capacity fridge (litres/cubic feet)	139/4.9	161/5.7	164/5.8	230/8.1	230/8.1
Net capacity fridge (litres/cubic feet)	133/4.7	158/5.6	162/5.7	228.8	228.8
Gross capacity Longfresh chill zone (litres/cubic feet)	60/2.1				
Net capacity Longfresh chill zone (litres/cubic feet)	73/2.6				
Defrost - fridge	Automatic	Automatic	Automatic	Automatic	Automatic
Dynamic air technology/multi airflow cooling fan	/•	/•	/•	•/	•/
Telescopic Longfresh chill drawers	2				
Telescopic meat/fish drawer					
Glass shelves (full depth)	2	2	2	3	3
Glass shelves (half depth)	2	2	2	2	2
2 half width salad drawers with full width glass cover	•	•	•		
Full width transparent salad drawers with glass lid				•	•
Humidity control (for chill zone)	•				
Dairy compartment with lid	•	•	•	•	•
Full width door shelves	2	2	2	2	2
Half width sliding shelf	•	•	•	•	•
Egg tray	2	2	2	2	2
Fridge light/soft rise LED lighting	/•	/•	/•	/•	/•
FreshBox Chiller Drawer					
Freezer Features					
Gross capacity freezer (litres/cubic feet)	108/3.8	108/3.8	91/3.2	75/2.6	75/2.6
Net capacity freezer (litres/cubic feet)	88/3.1	88/3.1	78/2.8	64/2.3	64/2.3
Defrost - freezer	Automatic	Automatic	Automatic	Automatic	Automatic
Freezer compartment (drawers)	4	4	4	3	3
Ice packs (accumulators)	2	2	2	2	2
Dimensions					
Height (mm)	1772	1772	1772	1842	1842
Width (mm)	540	540	540	540	540
Depth (mm)	547	560	547	560	560
Net weight (kg)	59.5	59.5	59.5	59.5	57.5
Built-in dimensions					
Built-in height (mm)	1780	1780	1780	1850	1850
Built-in width (mm)	560	560	560	560	560
Built-in depth (mm)	550	550	550	552	552
Door fixing	Sliding hinge	Sliding hinge	Sliding hinge	Sliding hinge	Sliding hinge
Performance					
Annual energy consumption kWh	230	241	311	244	326
Energy efficiency class	A++	A++	A+	A++	A+
Energy efficiency index %	32.9	32.9	43.8	32.85	43.9
Climate class	SN-N-ST-T	SN-N-ST-T	SN-N-ST-T	SN-N-ST-T	SN-N-ST-T
Noise dB (A)	38	39	38	39	39
Freezing capacity kg/24hr	10	10	10	8	8
Power cut safe rising time hr	25	25	25	21	21
Minimum ambient temperature °C	10	10	10	10	10
Other					
Reversible door opening	•	•	•	•	•
Fridge Freezer Split	50 : 50	50 : 50	50 : 50	60 : 40	70 : 30

Overviews



SCT71800S1 SCS71800F0 SCS51800F0 SCS51810S0

Main Features	SCT71800S1	SCS71800F0	SCS51800F0	SCS51810S0
LCD Touch display	•	•		
Electronic temperature control			•	•
Adjustable thermostat knob				
Minute minder	•	•		
Display child lock	•	•		
Holiday setting	•	•		
Coolmatic	•	•		
Frostmatic	•	•	•	
High temperature warning alarm	•	•		
Door open alarm	•	•		
Fridge Features				
Gross capacity fridge (litres/cubic feet)	202/7.1	209/7.4	209/7.4	173/6.1
Net capacity fridge (litres/cubic feet)	200/7	205/7.2	205/7.2	170/3.9
Gross capacity Longfresh chill zone (litres/cubic feet)				
Net capacity Longfresh chill zone (litres/cubic feet)				
Defrost - fridge	Automatic	Automatic	Automatic	Automatic
Dynamic air technology/multi airflow cooling fan	•/			
Telescopic Longfresh chill drawers				
Telescopic meat/fish drawer				
Glass shelves (full depth)	2	3	4	3
Glass shelves (half depth)	2	2		
2 half width salad drawers with full width glass cover	•	•	•	•
Full width transparent salad drawers with glass lid				
Humidity control (for chill zone)				
Dairy compartment with lid	•	•	•	•
Full width door shelves	3	3	3	2
Half width sliding shelf	•	•	•	•
Egg tray	2	2	2	2
Fridge light/soft rise LED lighting	/•	/•	•/	•/
FreshBox Chiller Drawer	•			
Freezer Features				
Gross capacity freezer (litres/cubic feet)	78/2.8	76/2.7	76/2.7	110/3.9
Net capacity freezer (litres/cubic feet)	63/1.9	70/2.5	70/2.5	92/3.2
Defrost - freezer	Automatic	Manual	Manual	Manual
Freezer compartment (drawers)	3	3	3	4
Ice packs (accumulators)	2	2		2
Dimensions				
Height (mm)	1772	1764	1764	1772
Width (mm)	540	556	556	540
Depth (mm)	547	542	542	547
Net weight (kg)	57.5	60	62	57.5
Built-in dimensions				
Built-in height (mm)	1850	1780	1780	1780
Built-in width (mm)	560	560	560	560
Built-in depth (mm)	550	550	550	550
Door fixing	Sliding hinge	Door on Door	Door on Door	Sliding hinge
Performance				
Annual energy consumption kWh	297	307	307	298
Energy efficiency class	A+	A+	A+	A+
Energy efficiency index %	41.9	43.8	43.8	43.8
Climate class	SN-N-ST-T	SN-N-ST-T	SN-N-ST-T	SN-N-ST
Noise dB (A)	39	35	36	36
Freezing capacity kg/24hr	10	13	4	10
Power cut safe rising time hr	21	24	20	24
Minimum ambient temperature °C	10	10	10	10
Other				
Reversible door opening	•	•	•	•
Fridge Freezer Split	70 : 30	70 : 30	70 : 30	50 : 50

Overviews



SKS58200F0 SKS58240F0 AGN58210F0 AGS58200F0

Features	SKS58200F0	SKS58240F0	AGN58210F0	AGS58200F0
LCD Touch display				
Electronic temperature control				
Adjustable thermostat knob	•	•	•	•
Holiday setting				
Minute minder				
Display child lock				
Coolmatic				
Frostmatic				
High temperature warning alarm				
Door open warning alarm				
Electronic control				
Fridge Features	SKS58200F0	SKS58240F0	AGN58210F0	AGS58200F0
Gross capacity fridge (litres/cubic feet)	140/4.9	105/3.7		
Net capacity fridge (litres/cubic feet)	136/4.8	100/3.5		
Defrost - fridge	Automatic	Automatic		
Dynamic air technology				
Glass shelves (full depth)	3	2		
Glass shelves (half depth)				
2 half width salad drawers with full width glass cover				
Full width salad drawer with full width glass cover				
Full width transparent drawers with glass lid				
Deep salad drawer with telescopic runners				
Dairy compartment with lid	•	•		
Full width door shelves	1	1		
Half width sliding shelf	1	1		
Egg tray	•	•		
Fridge light/soft rise LED lighting	•/	•/		
Freezer Features	SKS58200F0	SKS58240F0	AGN58210F0	AGS58200F0
Gross capacity freezer (litres/cubic feet)		17/0.6	90/3.1	108/3.8
Net capacity freezer (litres/cubic feet)		17/0.6	87/3.1	98/3.4
Defrost - freezer		Manual	Automatic	Manual
Frostmatic			•	•
Freezer compartment (drawers/flaps)		1	3	3
Ice packs			2	2
High temperature warning alarm			•	•
Door open warning alarm			•	•
Dimensions	SKS58200F0	SKS58240F0	AGN58210F0	AGS58200F0
Height (mm)	815	815	815	815
Width (mm)	596	596	596	596
Depth (mm)	550	550	550	550
Net weight (kg)	33	35	36	35
Built-in dimensions	SKS58200F0	SKS58240F0	AGN58210F0	AGS58200F0
Built-in height (mm)	820	820	820	820
Built-in width (mm)	600	600	600	600
Built-in depth (mm)	550	550	550	550
Door fixing	Door on Door	Door on Door	Door on Door	Door on Door
Performance	SKS58200F0	SKS58240F0	AGN58210F0	AGS58200F0
Annual energy consumption kWh	118	176	192	189
Energy efficiency class	A+	A+	A+	A+
Energy efficiency index %	41.7	41.9	41.7	41.9
Climate class	SN-N-ST-T	SN-N-ST	SN-N-ST-T	SN-N-ST-T
Noise dB (A)	36	38	41	38
Freezing capacity kg/24hr		2.5	12	18
Power cut safe rising time hr		13	13	29
Minimum ambient temperature °C	10	10	10	10
Other	SKS58200F0	SKS58240F0	AGN58210F0	AGS58200F0
Reversible door opening	•	•	•	•
Adjustable feet	•	•	•	•
Matching fridge/freezer	AGS58200F0/AGN58200F0		SKS58200F0	SKS58200F0

Overviews



SKS58840S2 SKS58800S2 AGS58800S0

Features	SKS58840S2	SKS58800S2	AGS58800S0
LCD Touch display			
Electronic temperature control			
Adjustable thermostat knob			
Holiday setting			
Minute minder			
Display child lock			
Coolmatic		•	
Frostmatic	•		•
High temperature warning alarm			•
Door open warning alarm			
Electronic control	•	•	•
Fridge Features	SKS58840S2	SKS58800S2	AGS58800S0
Gross capacity fridge (litres/cubic feet)	114/4	147/5.2	
Net capacity fridge (litres/cubic feet)	112/4	146/5.1	
Defrost - fridge	Automatic	Automatic	
Dynamic air technology			
Glass shelves (full depth)	2	3	
Glass shelves (half depth)			
2 half width salad drawers with full width glass cover			
Full width salad drawer with full width glass cover	•	•	
Full width transparent salad drawers with glass lid			
Deep salad drawer with telescopic runners			
Dairy compartment with lid	•	•	
Full width door shelves	2	2	
Half width sliding shelf	•	•	
Egg tray	2	2	
Fridge light/soft rise LED lighting	•/	/•	
Freezer Features	SKS58840S2	SKS58800S2	AGS58800S0
Gross capacity freezer (litres/cubic feet)	14/0.5		110/3.9
Net capacity freezer (litres/cubic feet)	14/0.5		94/3.3
Defrost - freezer	Manual		Manual
Frostmatic			
Freezer compartment (drawers/flaps)	1		4
Ice packs			
High temperature warning alarm			
Door open warning alarm			
Dimensions	SKS58840S2	SKS58800S2	AGS58800S0
Height (mm)	873	873	873
Width (mm)	540	540	540
Depth (mm)	549	549	549
Net weight (kg)	34	35	34
Built-in dimensions	SKS58840S2	SKS58800S2	AGS58800S0
Built-in height (mm)	880	880	880
Built-in width (mm)	560	560	560
Built-in depth (mm)	550	550	550
Door fixing	Sliding hinge	Sliding hinge	Sliding hinge
Performance	SKS58840S2	SKS58800S2	AGS58800S0
Annual energy consumption kWh	189	123	207
Energy efficiency class	A+	A+	A+
Energy efficiency index %	41.9	41.8	43.9
Climate class	SN-N-ST	SN-N-ST-T	SN-N-ST-T
Noise dB (A)	38	38	36
Freezing capacity kg/24hr	2		16
Power cut safe rising time hr	12		20
Minimum ambient temperature °C	10	10	10
Other	SKS58840S2	SKS58800S2	AGS58800S0
Reversible door opening	•	•	•
Adjustable feet			
Matching fridge/freezer		AGS58800S0	SKS58800S2

Overviews



SKS81240F0 SKS71200F0 AGN71200F0 SKD71800F0

Features	SKS81240F0	SKS71200F0	AGN71200F0	SKD71800F0
LCD Touch display	•	•	•	•
Electronic temperature control				
Adjustable thermostat knob				
Holiday setting				
Minute minder		•		•
Display child lock	•	•	•	•
Coolmatic	•	•	•	•
Frostmatic	•	•		•
High temperature warning alarm	•		•	
Door open warning alarm			•	
Electronic control	•	•	•	•
Fridge Features				
Gross capacity fridge (litres/cubic feet)	189/6.7	225/7.9		332/11.72
Net capacity fridge (litres/cubic feet)	185/6.5	222/7.8		330/11.65
Defrost - fridge	Automatic	Automatic		Automatic
Dynamic air technology				•
Glass shelves (full depth)	2	3		4
Glass shelves (half depth)	2	2		2
2 half width salad drawers with full width glass cover	•	•		
Full width salad drawer with full width glass cover				
Full width transparent drawers with glass lid				
Deep salad drawer with telescopic runners				
Dairy compartment with lid	•	•		•
Full width door shelves	3	3		4
Half width sliding shelf	•	•		•
Egg tray	2	2		2
Fridge light/soft rise LED lighting	/•	/•		/
Freezer Features				
Gross capacity freezer (litres/cubic feet)	17/0.6		135/4.8	
Net capacity freezer (litres/cubic feet)	17/0.6		122/4.3	
Defrost - freezer	Manual		Automatic	
Frostmatic				
Freezer compartment (drawers/flaps)	1		4/1	
Ice packs			2	
High temperature warning alarm				
Door open warning alarm				
Dimensions				
Height (mm)	1219	1219	1213	1773
Width (mm)	556	556	540	540
Depth (mm)	550	550	547	542
Net weight (kg)		44	43	60.5
Built-in dimensions				
Built-in height (mm)	1225	1225	1225	1780
Built-in width (mm)	560	560	560	560
Built-in depth (mm)	550	550	550	550
Door fixing	Door on Door	Door on Door	Door on Door	Door on Door
Performance				
Annual energy consumption kWh	181	140	245	145
Energy efficiency class	A++	A+	A+	A+
Energy efficiency index %	32.9	43.8	43.8	43.9
Climate class	SN-N-ST-T	SN-N-ST-T	SN-N-ST-T	SN-N-ST
Noise dB (A)	34	33	38	34
Freezing capacity kg/24hr	2		20	
Power cut safe rising time hr	12		24	
Minimum ambient temperature °C	10	10	10	10
Other				
Reversible door opening	•	•	•	•
Adjustable feet				
Matching fridge/freezer		AGN71200F0	SKS71200F0	AGN71800F0

Overviews



AGN71800F0 SKS61840S1

Features	AGN71800F0	SKS61840S1
LCD Touch display	•	
Electronic temperature control		•
Adjustable thermostat knob		
Holiday setting		
Minute minder	•	
Display child lock	•	
Coolmatic		
Frostmatic	•	•
High temperature warning alarm	•	
Door open warning alarm	•	
Electronic control		
Fridge Features		
Gross capacity fridge (litres/cubic feet)		271/9.6
Net capacity fridge (litres/cubic feet)		268/9.5
Defrost - fridge		Automatic
Dynamic air technology		
Glass shelves (full depth)		4
Glass shelves (half depth)		
2 half width salad drawers with full width glass cover		
Full width salad drawer with full width glass cover		
Full width transparent salad drawers with glass lid		
Deep salad drawer with telescopic runners		•
Dairy compartment with lid		•
Full width door shelves		4
Half width sliding shelf		•
Egg tray		2
Fridge light/soft rise LED lighting		/•
Freezer Features		
Gross capacity freezer (litres/cubic feet)	220/7.8	27/1.0
Net capacity freezer (litres/cubic feet)	208/7.3	26/0.9
Defrost - freezer	Automatic	Manual
Frostmatic		
Freezer compartment (drawers/flaps)	5 / 2	1
Ice packs	2	
High temperature warning alarm		
Door open warning alarm		
Dimensions		
Height (mm)	1773	1772
Width (mm)	540	540
Depth (mm)	542	547
Net weight (kg)	61	61.5
Built-in dimensions		
Built-in height (mm)	1780	1780
Built-in width (mm)	560	560
Built-in depth (mm)	550	550
Door fixing	Door on Door	Sliding hinge
Performance		
Annual energy consumption kWh	307	279
Energy efficiency class	A+	A+
Energy efficiency index %	43.9	41.9
Climate class	SN-N-ST-T	SN-N-ST-T
Noise dB (A)	38	35
Freezing capacity kg/24hr	20	3
Power cut safe rising time hr	21	20
Minimum ambient temperature °C	10	10
Other		
Reversible door opening	•	•
Adjustable feet		
Matching fridge/freezer	SKD71800F0/ Longfresh SKZ71800F0	

Overviews



SKZ71800F0

Main Features	
Control	
LCD touch display	•
Minute minder	•
Display child lock	•
Coolmatic	•
Frostmatic	
High temperature warning alarm	
Door open warning alarm	•
Fridge Features	
Gross capacity fridge (litres/cubic feet)	224/7.9
Net capacity fridge (litres/cubic feet)	216/7.6
Gross capacity longfresh chill zone (litres/cubic feet)	78/2.8
Net capacity longfresh chill zone (litres/cubic feet)	78/2.8
Defrost - fridge	Automatic
Multi-airflow cooling	•
Telescopic longfresh chill drawers	2
Telescopic meat/fish drawer	•
Glass shelves (full depth)	3
Glass shelves (half depth)	2
Humidity control (for chill zone)	•
Dairy compartment with lid	•
Full width door shelves	3
Half width sliding shelf	•
Air purifier	•
Egg tray	2
Soft rise LED lighting	•
Freezer Features	
Gross capacity freezer (litres/cubic feet)	
Net capacity freezer (litres/cubic feet)	
Defrost - freezer	
Freezer compartment (drawers/flaps)	
Ice packs	
Dimensions	
Height (mm)	1773
Width (mm)	540
Depth (mm)	542
Net weight (kg)	61.5
Built-in Dimensions	
Built-in height (mm)	1780
Built-in width (mm)	560
Built-in depth (mm)	550
Door fixing	Door on Door
Performance	
Annual energy consumption kWh	172
Energy efficiency class	A+
Energy efficiency index %	43.9
Climate class	SN-N-ST
Noise dB (A)	38
Freezing capacity kg/24hr	
Power cut safe rising hr	
Minimum ambient temperature °C	10
Other	
Reversible door opening	•
Matching Freezer	AGN71800F0

Overviews



L61470BI



L61271BI

Main Features			
Display	Digit display	Digit display	Digit display
Wash load	7	7	7
Spin speed	1400	1200	1200
Stains option	•	•	•
Extra rinse option	•	•	•
Super quick option	•	•	•
Delay start	•	•	•
Cottons	•	•	•
Cottons with prewash	•	•	•
Synthetics	•	•	•
Synthetics Easy Iron	•	•	•
Delicate	•	•	•
Wool	•	•	•
Sport intensive	•	•	•
Delicate rinses	•	•	•
Jeans	•	•	•
Miniprogramme 30	•	•	•
Cotton economy	•	•	•
Performance			
Declared programmes	Std cotton 60 half & full load, Std cotton 40 half load	Std cotton 60 half & full load, Std cotton 40 half load	Std cotton 60 half & full load, Std cotton 40 half load
Energy efficiency class	A++	A++	A++-20%
Energy efficiency index (%)	49.6	49.6	49.6
Spin drying efficiency label	B	B	B
Annual energy consumption (kWh)	190	190	190
Annual water consumption (litres)	10469	10469	10469
Maximum spin speed rpm	1400	1200	1200
Washing noise level (dB(A) re 1pw)	56	56	56
Spin noise level (dB(A) re 1pw)	74	72	72
Residual humidity (%)	52	53	53
Stand-by power (W)	1.9	1.9	1.9
Off mode power (W)	0.1	0.1	0.1
Left-on mode power (W)	0.98	0.98	0.98
Left-on mode duration (Min)	5	5	5
Washing performance	A	A	A
Performance, programme Standard cotton 60°C, full load			
Load (kg)	7	7	7
Energy (kWh)	1.01	1.05	1.05
Water (litres)	52	52	52
Programme duration (Min)	180	180	180
Product Dimensions			
Height (mm)	820	820	820
Width (mm)	596	596	596
Depth (mm)	544	544	544
Aperture dimensions			
Height (mm)	825-870	825-870	825-870
Width (mm)	600	600	600
Depth (mm)	600	600	600

Overviews



L61470WDBI



L61271WDBI

Main Features	L61470WDBI	L61271WDBI
Display	Digit display	Digit display
Wash load	7	7
Dry load	4	4
Spin speed	1400	1200
Stains option	•	•
Extra rinse option	•	•
Super quick option	•	•
Delay start	•	•
Drying time	•	•
Cottons	•	•
Cottons with prewash	•	•
Synthetics	•	•
Synthetics Easy Iron	•	•
Delicate	•	•
Wool	•	•
Delicate rinses	•	•
Synthetic dry	•	•
Cottons dry	•	•
Freshen up	•	•
Cottons economy	•	•
Performance		
Energy efficiency class	B	C
Energy consumption wash + dry (kWh)	5.67	6.51
Energy consumption washing (kWh)	1.05	1.05
Washing performance	A	A
Water consumption washing + drying (litres)	99	125
Max spin speed rpm	1400	1200
Residual humidity (%)	52	54
Stand-by power (W)	1.9	1.9
Off mode power (W)	0.1	0.1
Washing noise (dB(A) re 1pw)	56	56
Spinning noise (dB(A) re 1pw)	74	72
Drying noise (dB(A) re 1pw)	62	62
Washing Only		
Annual energy consumption (kWh)	210	210
Annual water consumption (litres)	9800	9800
Washing & Drying		
Annual energy consumption (kWh)	1134	1302
Annual water consumption (litres)	19800	25000
Performance, programme Standard cotton 60°C, full load		
Load (kg)	7	7
Energy (kWh)	1.05	1.05
Water (litres)	49	49
Programme duration (Min)	180	180
Product Dimensions		
Height (mm)	820	820
Width (mm)	596	596
Depth (mm)	544	544
Aperture dimensions		
Height (mm)	825-870	825-870
Width (mm)	600	600
Depth (mm)	600	600

Overviews



L88409FL2



L98699FL



L87680FL



L76485FL

Main Features	L88409FL2	L98699FL	L87680FL	L76485FL
Display	Medium LCD	LogiControl™ touch display	LogiControl™ display	Medium LCD
Weight sensor with detergent recommendation		•		
Advanced washing technology		•	•	
OptiSense wash system	•	•	•	•
ProTex drum	•	•	•	•
Drum light		•		
Large porthole	•	•	•	•
Wide door opening	•	•	•	•
Adjustable steam level		•		
Steam refresh	•	•	•	•
Steam de-creasing	•	•	•	•
Stains option	•	•	•	•
Extra rinse option	•	•	•	•
Time save option	•	•	•	•
Delay start option	20hrs	20hrs	20hrs	20 hrs
Prewash option	•	•	•	•
Favourite programme memory option	•	•	•	•
Cottons programme	•	•	•	•
Synthetics programme	•	•	•	•
Easy iron programme	•	•	•	•
Wool plus programme	•	•	•	•
Anti Allergy programme	•	•	•	•
20 Min 3kg programme	•	•	•	•
Super Eco programme	•	•	•	•
Aqua control and alarm	•	•	•	•
Performance				
Declared programmes	Std cotton 60 half & full load, Std cotton 40 half load	Std cotton 60 half & full load, Std cotton 40 half load	Std cotton 60 half & full load, Std cotton 40 half load	Std cotton 60 half & full load, Std cotton 40 half load
Energy efficiency class	A+++ -20%	A+++ -20%	A+++ -10%	A+++ -10%
Energy efficiency index (%)	36.1	31.9	38.9	37.9
Spin drying efficiency label	B	A	A	B
Annual energy consumption (kWh)	226	152	163	162
Annual water consumption (litres)	13800	10999	9899	11031
Maximum spin speed rpm	1400	1600	1600	1400
Washing noise level (dB(A) re 1pw)	49	47	49	51
Spin noise level (dB(A) re 1pw)	74	73	75	75
Residual humidity (%)	52	43	43	52
Stand-by power (W)	1.0	1.0	1.0	1.0
Off mode power (W)	0.05	0.05	0.05	0.48
Left-on mode power (W)	0.05	0.05	0.05	
Left-on mode duration (Min)	5	5	5	
Auto Off	•	•	•	
Washing performance	A	A	A	A
Performance, programme standard cotton 60°C, full load				
Load (kg)	10	9	8	8
Energy (kWh)	1.13	0.9	0.89	0.9
Water (litres)	69	63	57	58
Programme duration (Min)	249	233	225	208
Product Dimensions				
Height (mm)	850	850	850	850
Width (mm)	600	600	600	600
Depth (excluding knob and door depth) (mm)	605	605	605	605
Max depth (including knob and door depth) (mm)	639	639	639	639

Overviews



L75670FL

L76475FL

Main Features	L75670FL	L76475FL
Display	Medium LCD	Medium LCD
Weight sensor with detergent recommendation		
Advanced washing technology		
OptiSense wash system	•	•
ProTex drum	•	•
Drum light		
Large porthole	•	•
Wide door opening	•	•
Adjustable steam level		
Steam refresh		
Steam de-creasing		
Stains option	•	•
Extra rinse option	•	•
Time save option	•	•
Delay start option	20hrs	20hrs
Prewash option	•	•
Favourite programme memory option		
Cottons programme	•	•
Synthetics programme	•	•
Easy iron programme	•	•
Wool plus programme	•	
Anti Allergy programme		
20 Min 3kg programme	•	•
Super Eco programme	•	•
Aqua control and alarm	•	•
Performance		
Declared programmes	Std cotton 60 half & full load, Std cotton 40 half load	Std cotton 60 half & full load, Std cotton 40 half load
Energy efficiency class	A+++	A+++ -10%
Energy efficiency index (%)	42.9	38.0
Spin drying efficiency label	A	B
Annual energy consumption (kWh)	164	145
Annual water consumption (litres)	9995	8399
Maximum spin speed rpm	1600	1400
Washing noise level (dB(A) re 1pw)	51	49
Spin noise level (dB(A) re 1pw)	77	75
Residual humidity (%)	43	52
Stand-by power (W)	1.0	1.0
Off mode power (W)	0.48	0.48
Left-on mode power (W)	0.48	0.48
Left-on mode duration (Min)	5	5
Auto Off		
Washing performance	A	A
Performance, programme standard cotton 60°C, full load		
Load (kg)	7	7
Energy (kWh)	0.91	0.72
Water (litres)	49	45
Programme duration (Min)	205	232
Product Dimensions		
Height (mm)	850	850
Width (mm)	600	600
Depth (excluding knob and door depth) (mm)	605	522
Max depth (including knob and door depth) (mm)	639	555

Overviews



T96699IH

T86580IH

T86280IC

T76485AH

Main Features	T96699IH	T86580IH	T86280IC	T76485AH
Display	LogiControl™ display	LogiControl™ display	LogiControl™ display	Medium LCD
Dry capacity (Kg)	9	8	8	8
Type of dryer	Heat pump condenser	Heat pump condenser	Condenser	Heat pump condenser
ProTex soft drum	•	•	•	•
Drum light	•	•	•	•
Delay start	•	•	•	•
Programme memory option	•	•	•	•
Sensor drying	•	•	•	•
Timed drying option	•	•	•	•
Long anti-crease option	•	•	•	•
Bed linen programme	•	•	•	•
Cottons - cupboard dry	•	•	•	•
Cottons - extra dry	•	•	•	•
Cottons - iron dry	•	•	•	•
Delicate	•	•	•	•
Synthetics - cupboard dry	•	•	•	•
Synthetics - extra dry	•	•	•	•
Synthetics - iron dry	•	•	•	•
Easy iron plus programme	•	•	•	•
Jeans	•	•	•	•
Extra quick mixed	•	•	•	•
Wool programme	•	•	•	•
Silk	•	•	•	•
Sports	•	•	•	•
Active wear	•	•	•	•
Performance				
Energy efficiency class A-G	A-50%	A-50%	B	A-40%
Energy consumption (kWh/cycle)	2.05	1.92	4.48	2.1
Average annual energy consumption (kWh/year)	102.3	108.3	271.4	121.60
Drum volume (ltrs)	118	118	118	118
Inverter motor	•	•	•	•
Stand-by power (W)	1.9	1.9	1.9	1.9
Off mode power (W)	0.1	0.1	0.1	0.1
Drying noise, dB(A) re 1pw	65	65	62	65
Product Dimensions				
Height (mm)	850	850	850	850
Width (mm)	600	600	600	600
Depth (including knob and door depth) (mm)	630	630	630	630
Max depth (including knob and door depth) (mm)	644	644	644	644

Overviews



T75280AC

T65270AC

T65170AV

Main Features	T75280AC	T65270AC	T65170AV
Display	Medium LCD	Small LCD	7
Dry capacity (Kg)	8	7	7
Type of dryer	Condenser	Condenser	Vented
ProTex soft drum	•	•	•
Drum light			
Delay start	•	•	•
Programme memory option			
Sensor drying	•	•	•
Timed drying option	•	•	•
Long anti-crease option	•	•	•
Bed linen programme	•	•	•
Cottons - cupboard dry	•	•	•
Cottons - extra dry	•	•	•
Cottons - iron dry	•	•	•
Delicate	•	•	•
Synthetics - cupboard dry	•	•	•
Synthetics - extra dry	•	•	•
Synthetics - iron dry	•	•	•
Easy iron plus programme	•	•	•
Jeans	•	•	•
Extra quick mixed	•		
Wool programme	•		•
Silk			
Sports	•		
Active wear	•		
Performance			
Energy efficiency class A-G	B	B	C
Energy consumption (kWh/cycle)	4.48	3.92	3.9
Average annual energy consumption (kWh/year)	268.8	265.8	263.1
Drum volume (ltrs)	118	118	108
Inverter motor			
Stand-by power (W)	1.9	1.9	1.9
Off mode power (W)	0.1	0.1	0.1
Drying noise, dB(A) re 1pw	64	64	64
Product Dimensions			
Height (mm)	850	850	850
Width (mm)	600	600	600
Depth (including knob and door depth) (mm)	580	580	630
Max depth (including knob and door depth) (mm)	644	644	644

Overviews



L87695WD

L77685WD

L75480WD

Main Features	L87695WD	L77685WD	L75480WD
Display	Logicontrol™ display	Large display	Large display
Wash load (kg)	9	8	8
Dry load (kg)	7	6	6
Spin speed (rpm)	1600	1600	1400
Woolmark certification	GOLD		
Inverter motor	•	•	•
Advanced washing technology	•	•	•
OptiSense wash system	•	•	•
Protex drum	•	•	•
Large porthole	•	•	•
Wide door opening	•	•	•
Steam refresh	•	•	•
Steam dewrinkler	•		
Stains option	•		
Extra rinse option	•		
Time save option	•	•	•
Delay start option	•	•	•
Prewash option	•		
Drying time		•	•
Drying level	•		
Cottons programme	•	•	•
Cottons with prewash programme		•	•
Synthetics with prewash programme		•	•
Synthetics Easy iron programme	•	•	•
Delicate programme	•	•	•
Wool plus programme	•	•	•
Quick 20min 3kg wash programme	•	•	•
Wool dry programme	•	•	•
Synthetics dry programme	•	•	•
Cotton dry programme	•	•	•
Quick wash 59 min wash dry programme	•	•	•
Super Eco programme	•	•	•
Cotton economy programme	•	•	•
Aqua control and alarm	•	•	•
Dimensions			
Height	850	850	850
Width (mm)	600	600	600
Depth (mm)	605	605	605
Depth Max (mm)	639	639	639
Electrical and water connection			
Water fill	Cold	Cold	Cold
Fuse rating (A)	13	13	13
Connected load (w)	2200	2200	2200
Performance			
Energy efficiency class	A	A	B
Energy consumption wash + dry (kWh)	6.12	5.44	6.48
Energy consumption washing (kWh)	1.05	1.04	1.04
Washing performance	A	A	A
Water consumption washing + drying (L)	112	97	99
Max spin speed (rpm)	1600	1600	1400
Residual humidity (%)	44	44	53
Stand-by power (w)	0.6	0.6	0.6
Off mode power (w)	0.6	0.6	0.6
Washing noise dB(A) re 1pw	49	50	51
Spinning noise dB(A) re 1pw	75	79	75
Drying noise dB(A) re 1pw	61	63	63
Annual energy consumption (kWh)			
Annual water consumption (L)	210	208	208
Washing & Drying	12600	11800	11800
Annual energy consumption (kWh)	1224	1088	1296
Annual water consumption (L)	22400	19400	19800
Performance, programme			
Standard cotton 60°C, full load			
Load (kg)	9	8	8
Energy (kWh)	1.05	1.04	1.04
Water (L)	63	59	59
Programme duration (min)	230	225	225

Overviews



A6100A A5200AZ AUO8820 AUO8815B AUO8840PET

Design Controls	A6100A	A5200AZ	AUO8820	AUO8815B	AUO8840PET
Colour	Metallic Silver/Purple	Metallic Silver/Blue	Clear Blue Metallic	Ebony Black	Deep Blue
LED Power Display			Yes	Yes	Yes
Carpet Height Adjustment	Yes	Yes			
Brush Roll Clean	Yes				
Brush Roll On/Off	Yes				
Speed Settings	1	1	5	5	5
LED Charging Indicator					
Dustbag Full Indicator			Yes	Yes	Yes
Cord Rewind			Yes	Yes	Yes
Remote Control					Yes
Dust Compactor					
Technical Specifications					
Voltage V	230v	230v	230v	230v	230v
Power Output W/V	1300w NLS	1300w NLS	2200w	1600w	2200w
Motorised Brush Roll	Yes	Yes			
Running Time					
Low Speed mins					
Mid Speed mins					
High Speed mins					
Vacuum Performance					
Charge Time Hrs					
Power Cord Length Mtrs	10m	7m	9m	9m	9m
Hose Length	3.6m stretch	2.4m stretch	1.5m	1.5m	1.5m
Action Radius			12m	12m	12m
Cyclone technology	Multi Cyclonic	Multi Cyclonic	Cyclonic	Cyclonic	Cyclonic
Dimensions (WxDxH)mm	300 x 290 x 1140	305 x 300 x 1120	314 x 495 x 247	314 x 495 x 247	314 x 495 x 247
Weight Kgs	7.8Kgs	6.58Kgs	7.08Kgs	7.08Kgs	7.08Kgs
Dust Capacity Ltrs	2L	2L	5L	5L	5L
Dustbag Type			s-bag Ultra Long Performance	s-bag Ultra Long Performance	s-bag Ultra Long Performance
Soft Start Function			Yes	Yes	Yes
Energy cons, Wh					
Suction Power AirWatts	276AW	170AW	420AW	360AW	420AW
Filter	HEPA Filter - Washable	HEPA Filter - A&H Anti Odour	HEPA Filter H13 - Washable	HEPA Filter H13 - Washable	HEPA Filter H13 - Washable
Accessories					
Nozzle Floor			Aeropro	Aeropro	Aeropro
Accessories	2-in1 versa tool, crevice nozzle & Upholstery nozzle with plush plates. Dusting brush	Crevice nozzle, dusting brush	Aeropro 3in1 Tool	Aeropro 3in1 Tool	Aeropro 3in1 Tool
Nozzle, floor turbo					Yes
Parketto Hard Floor Nozzle			Yes		
Mini Turbo Nozzle		Yes - Riser Visor			
Hose	Stretch	Stretch	Aeropro 36mm Blow Molded	Aeropro 36mm Blow Molded	Aeropro 36mm Blow Molded
Handle Bent-end	Aeropro Ergo	Looped	Aeropro Ergo	Aeropro Ergo	Aeropro Remote
Tubes	Quick wand extension tube.	Plastic extension wand	Aeropro Telescopic	Aeropro Telescopic	Aeropro Telescopic

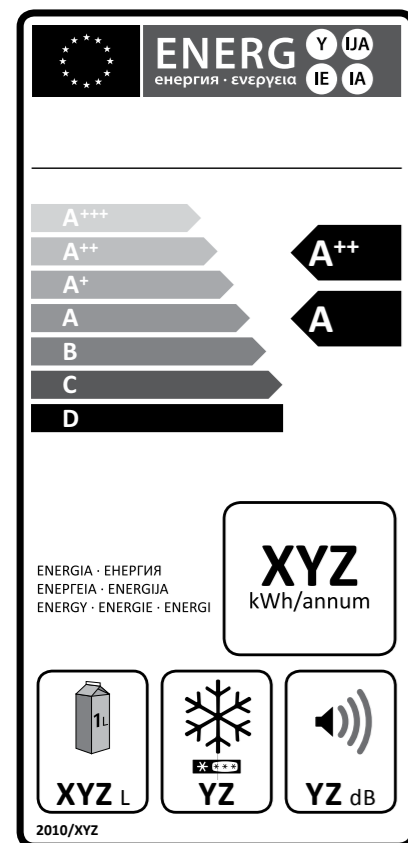
Overviews



ATT7920BP UCORIGIN UCANIMAL AG935 AG941 AG5012 AG71A

Design Controls	ATT7920BP	UCORIGIN	UCANIMAL	AG935	AG941	AG5012	AG71A
Colour	Deep Blue	Steel Blue Metallic	Sunflower Yellow Metallic	Satin Black	Chocolate Brown	Deep Blue Metallic	Nouveau Grey/Red
LED Power Display			Yes				
Carpet Height Adjustment				Yes	Yes	Yes	
Brush Roll Clean				Yes	Yes		Yes
Brush Roll On/Off				Yes	Yes		
Speed Settings	1	1	5	2	2	3	1
LED Charging Indicator				Yes	Yes	Yes	
Dustbag Full Indicator							
Cord Rewind	Yes	Yes	Yes				
Remote Control							
Dust Compactor		Yes	Yes				
Technical Specifications							
Voltage V	230v	230v	230v	12v	18v	25.2v	230v
Power Output W/V	1600w NLS	1400w NLS	1400w NLS	15v	25v	25.2v	700w
Motorised Brush Roll				Yes	Yes	Yes	Yes
Running Time							
Low Speed mins				20min	35min	60min	
Mid Speed mins						35min	
High Speed mins				12min	15min	20min	
Vacuum Performance							
Charge Time Hrs				8hrs	4hrs	4hrs	
Power Cord Length Mtrs	5.8m	7m	7m				6m
Hose Length	1.5m	1.5m	1.5m				
Action Radius	8.8m	10m	10m				
Cyclone technology	Multi Cyclonic	Multi Cyclonic	Multi Cyclonic	Cyclonic	Cyclonic	Cyclonic	Cyclonic
Dimensions (WxDxH)mm	440 x 290 x 370	300 x 520 x 310	300 x 520 x 310	25 x 11 x 114	25 x 11 x 114	25 x 11 x 114	36 x 17.5 x 20
Weight Kgs	5.1Kgs	6.9Kgs	6.9Kgs	2.45Kgs	2.4Kgs	2.8Kgs	2.6Kgs
Dust Capacity Ltrs	1.6L	1.6L	1.6L	0.5L	0.5L	0.8L	0.6L
Dustbag Type							
Soft Start Function	Yes	Yes	Yes				
Energy cons, Wh		270AW	270AW				
Suction Power AirWatts	320AW	300AW	300AW	15AW	21AW	22AW	
Filter	HEPA Filter + carbon-Washable	HEPA Filter - H13 - Washable	HEPA Filter H13 - Washable	Micro Fibre - Washable	Micro Fibre - Washable	Micro Fibre - Washable	Micro Fibre - Washable
Accessories							
Nozzle Floor	Wessel 262	AeroPro Silent	AeroPro Silent				
Accessories	Crevice nozzle, Dusting brush, Upholstery nozzle with plush plates	Aeropro 3in1 Tool	Aeropro 3in1 Tool	Crevice nozzle, dusting brush	Crevice nozzle, dusting brush		Crevice nozzle
Nozzle, floor turbo			Yes				
Parketto Hard Floor Nozzle	Yes		Yes		Yes		
Mini Turbo Nozzle	Yes - Pet Turbo						
Hose	Blow Molded	Aeropro 36mm Blow Molded	Aeropro 36mm Blow Molded				Stretch
Handle Bent-end	Basic	Aeropro Ergo	Aeropro Ergo				
Tubes	Telescopic Aluminium	Aeropro Telescopic	Aeropro Telescopic				

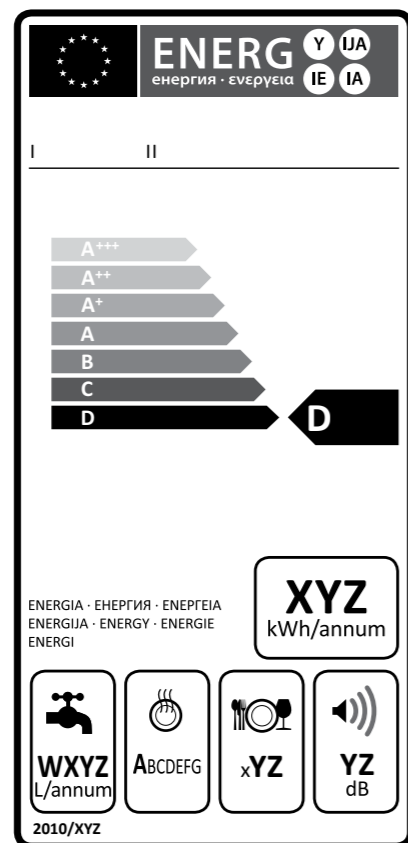
For refrigerators and freezers, as well as stating the energy efficiency class (A+++ - most efficient, 'D' - least efficient) the label also gives the annual electricity consumption (i.e. running cost) freezing capacity, noise level and the usable storage capacity.



Example of refrigeration energy label.

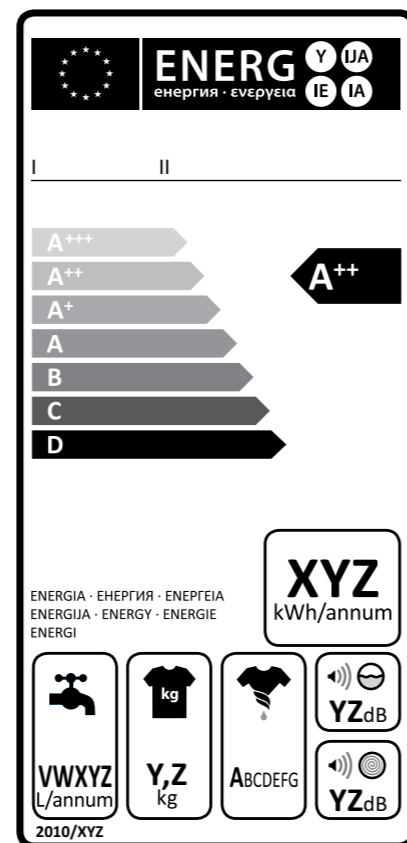
For electric ovens, as well as stating the energy efficiency class ('A' - most efficient, 'G' - least efficient), the label also states the energy consumption (in kWh) and the useable volume of the oven. If the oven is a double oven it will carry this information for both ovens.

For dishwashers, as well as stating the energy efficiency class (A+++ - most efficient, 'D' - least efficient) the label also states the annual water consumption (lts), drying efficiency, place settings and noise level.



Example of dishwasher energy label.

For washing machines, as well as stating the energy efficiency class (A+++ - most efficient, 'D' - least efficient) the label also states the annual water consumption (lts), load size (kg), spin speed efficiency and the washing & spinning noise levels.



Example of washing machine energy label.

This scheme, which covers refrigerators, freezers, washing machines, tumble dryers, dishwashers and electric ovens is designed to offer consumers a standardised method of choosing the most energy efficient appliances.

WARRANTY

AEG appliances come with a 12 month warranty from date of purchase. When you register your new appliance your warranty will be extended to 2 or 5 years (depending on model). During your warranty period you are protected against the cost of parts, call-out and labour charges. All work is carried out by our national network of approved AEG engineers.

You can register your appliance by completing the warranty registration card enclosed with your appliance, calling our dedicated warranty registration phone number printed on the card, or online at www.aeg.co.uk



For additional peace of mind you have the option to extend your guarantee even further with our AEG Protection Plan. You'll be protected against damage caused by accident from the moment you join and if one of our approved engineers can't fix it, you could receive a brand new replacement. This coverage is provided by our specialist insurers Domestic and General.

To find out more visit www.aeg.co.uk or call **0800 479 0775**

CUSTOMER SERVICE

Should you need to contact us about your product we have a dedicated AEG customer service team to help. Our team is based in the AEG UK head office and can be contacted by phone on **08445 611 611** or via www.aeg.co.uk

LOCAL SERVICE, NATIONWIDE

Our national network of Service Force agents provide product maintenance, genuine parts and repairs for all AEG Major Appliances. Genuine AEG parts ensure you continue to experience the excellent performance you expect from your AEG product.

If you require a visit from one of our agents for your Major Appliance please call our Service Force team on **08445 616 616**.



AEG Major Appliances
Addington Way
Luton LU4 9QQ
Telephone: 08445 611 611

AEG Major Appliances is a division of Electrolux plc.
Registered in England, No. 2331516.
Registered Office, Addington Way,
Luton LU4 9QQ

AEG Major Appliances,
Long Mile Road
Dublin 12
Tel: 00353 1 4090750

Registered in Ireland, No. 9118.
Registered Office, Long Mile Road, Dublin 12.



perfekt in form und funktion